



CO-Series Service Manual



TABLE OF CONTENTS

Introduction.....	2	CO-200/250-MD, All Models Except Keypad Only.....	31
CO-Series Electronic Locks	3	CO-200/250-993-R, All Models Except Keypad Only.....	32
CO-100-CY Keypad Only	4	CO-200/250-993-R, All Models Except Keypad Only.....	33
CO-100-CY Keypad Only	5	CO-200/250-993-S, All Models Except Keypad Only.....	34
CO-100-MS Keypad Only.....	6	CO-200/250-993-S, All Models Except Keypad Only.....	35
CO-100-MS Keypad Only.....	7	CO-200/250-993-M, All Models Except Keypad Only.....	36
CO-100-993-R Keypad Only	8	CO-200/250-993-M, All Models Except Keypad Only.....	37
CO-100-993-R Keypad Only	9	CO-993-DT	38
CO-100-993-S Keypad Only	10	Exterior Escutcheon Assemblies with Reader Modules	39
CO-100-993-S Keypad Only	11	CO-200/250 Coin Cell Battery Replacement....	40
CO-100-993-M Keypad Only	12	Decorative Plates	40
CO-100-993-M Keypad Only	13	Door Thickness Kit	41
CO-200-CY Keypad Only	14	Mounting Screw and Spindle Details for CY, MS, and MD	42
CO-200-CY Keypad Only	15	Thin Door Shims.....	43
CO-200-MS Keypad Only.....	16	Wiring Harness Replacement.....	43
CO-200-MS Keypad Only.....	17	Strike Plates	44
CO-200-MD Keypad Only	18	Mortise Lock Armor Fronts	44
CO-200-MD Keypad Only	19	Levers	45
CO-200-993-R Keypad Only	20	Spring Cages	47
CO-200-993-R Keypad Only	21	Tailpieces	48
CO-200-993-S Keypad Only	22	Spring Cage and Tailpieces Kits	49
CO-200-993-S Keypad Only	23	Cylinders	49
CO-200-993-M Keypad Only	24	Latches	50
CO-200-993-M Keypad Only	25	Cover Screw Packs.....	50
CO-200/250-CY, All Models Except Keypad Only.....	26	Ordering Procedures.....	51
CO-200/250-CY, All Models Except Keypad Only.....	27	Terms and Conditions.....	52
CO-200/250-MS, All Models Except Keypad Only.....	28		
CO-200/250-MS, All Models Except Keypad Only.....	29		
CO-200/250-MD, All Models Except Keypad Only.....	30		

INTRODUCTION

This manual contains a complete listing of available parts and assemblies for CO-Series cylindrical, mortise, and exit trim locks manufactured by Schlage Lock Company. This edition lists components of CO-Series locks manufactured after November 2010.

Exploded views of each lock function and trim assembly are provided with accompanying charts to identify parts for replacement purposes. Exploded views of trim are shown with parts for standard size doors. In addition, this manual provides lock trim, ordering procedures, and all auxiliary components of the CO-Series cylindrical, mortise, and exit trim locks.

STANDARD FEATURES

Certifications	ANSI/BHMA A156.25 Grade 1, UL 294, UL 10 C, FCC Part 15, ADA
Credential Verification Time	Less than 1 second
Visual/Audible Communications	Tri-colored LEDs and audible indicators
Max Current Requirement	Up to 250 mA
Operating Humidity	0-100% condensing
Operating Temperature-Exterior	-31° to 151°F (-35° to 66°C)
Operating Temperature-Interior	32° to 120° (0° to 49°C) (battery)
System Interface	CO-200/250: Handheld Device
Power Supply	4 AA batteries (standard off the shelf: included)
Latch Bolt	Cylindrical: ½" throw security latch, ¾" throw optional Mortise: ¾" throw with anti-friction tongue standard
Voltage Range	4 VDC to 7 VDC
Reader Options	Keypad only, Magnetic Stripe Card**, and Prox Card**
Strike	Cylindrical: ANSI curved lip strike 1¼" x 4⅞" x 1⅜" lip to center standard, optional strikes, lip lengths, and ANSI strike box available Mortise: ANSI curved lip strike 1¼" x 4⅞" x 1⅜" lip to center with dust box standard, optional strikes lip lengths available
Backset	Cylindrical: 2¾" standard, 2⅜", 3¾", and 5" optional Mortise: 2¾" only
Cylinder	Schlage 6-Pin Full Cylinder (PD), C123 keyway, keyed different (PD)
Door Range	1¾" standard, 1⅝" to 2¾" optional (available in ⅛" increments)
Keys	Two nickel silver cut keys per lock, 6-Pin, C123 section

** Available with and without keypad

CO-SERIES ELECTRONIC LOCKS

The CO-Series is a new platform of standalone electronic locks that succeeds KC2, Pro, and Cobra. It is one of the first electronic locks to be UL 294 listed, and is also compatible with many different brands and types of exit devices and cylinders. Please visit www.schlage.com/support for complete details.

The CO-Series is available in three locking Chassis options as well as three exit trim options:

- CY: Cylindrical
- MS: Mortise
- MD: Mortise Deadbolt
- 993R: Exit Trim — Rim/Concealed Vertical Rod (CVR)
- 993S: Exit Trim — Surface Vertical Rod (SVR)
- 993M: Exit Trim — Mortise

The CO-Series is available with three **locking functions**:

Classroom/Storeroom (70)*

Lockset is normally secure. Inside lever always allows free egress. Valid toggle credentials on the exterior may be used to change to a passage or secured status.

Office (50)*

Lockset is normally secure. Inside lever always allows free egress. Interior pushbutton on inside housing may be used to select a passage or secured status. Meets need for lockdown function for safety and security. NOTE: Valid toggle credentials on the exterior may also be used to change status.

Privacy (40)**

Lockset is normally secure. Inside lever always allows free egress. Interior pushbutton on inside housing may be used to select a privacy status. The interior pushbutton will disable normal electronic access from the exterior. Opening the door or pressing the interior pushbutton a second time on the inside housing deactivates the privacy status.

* Not available for Mortise Deadbolt Option for CO-200/250 Locks

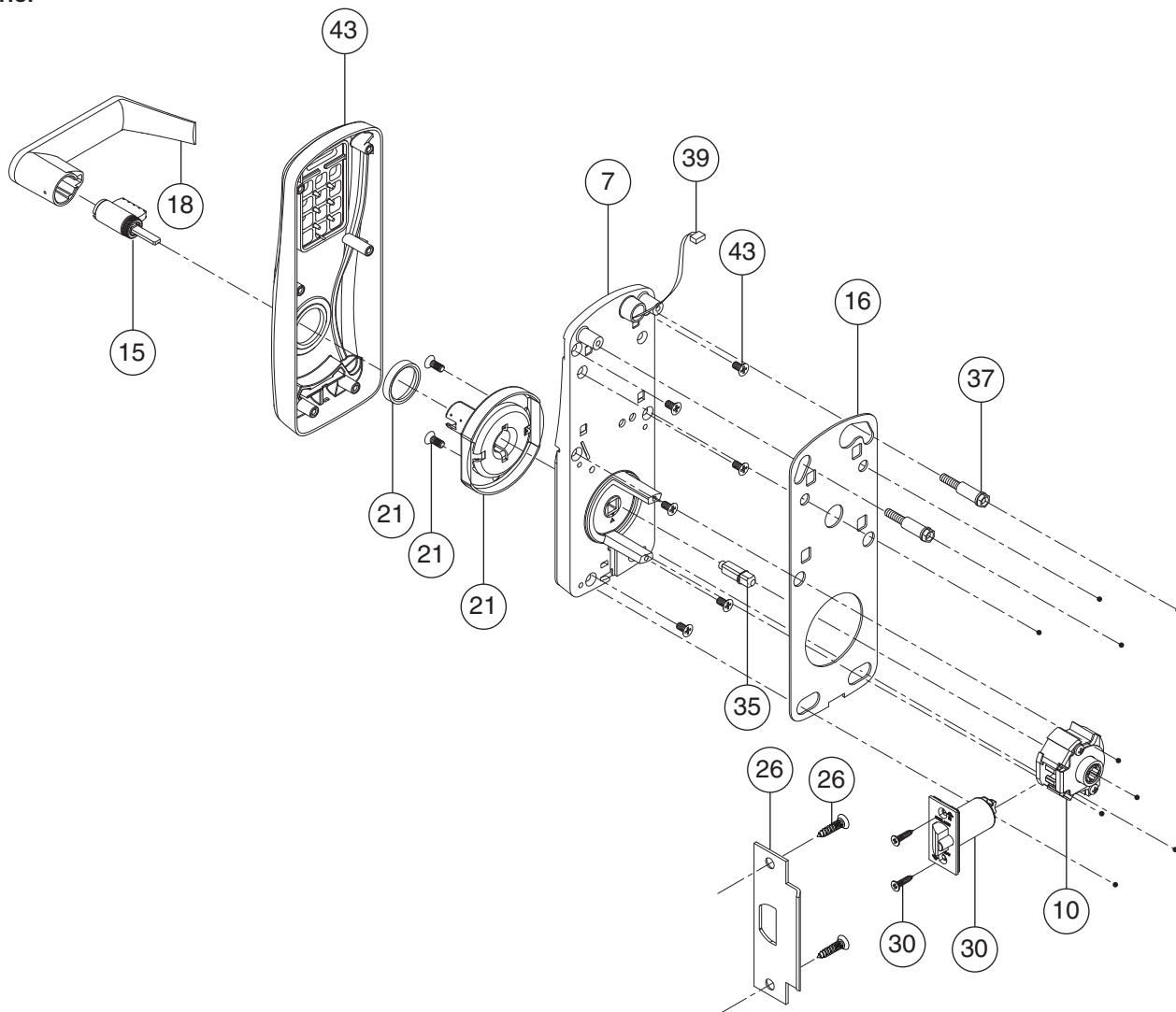
** Not available for CO-100 Locks

Credential Reader Type	Description
PR: Proximity	Reads 125 kHz proximity credentials
PRK: Proximity with Keypad	
MS: Magnetic Stripe (Swipe)	Configurable to read the complete Track 1, 2 or 3
MSK: Magnetic Stripe (Swipe) with Keypad	
KP: Keypad Only	12 button design
DT: Dummy Trim	Used for 993 Dummy Trim

① Note: See page 39 for readers and escutcheons

CO-100-CY KEYPAD ONLY

Exterior



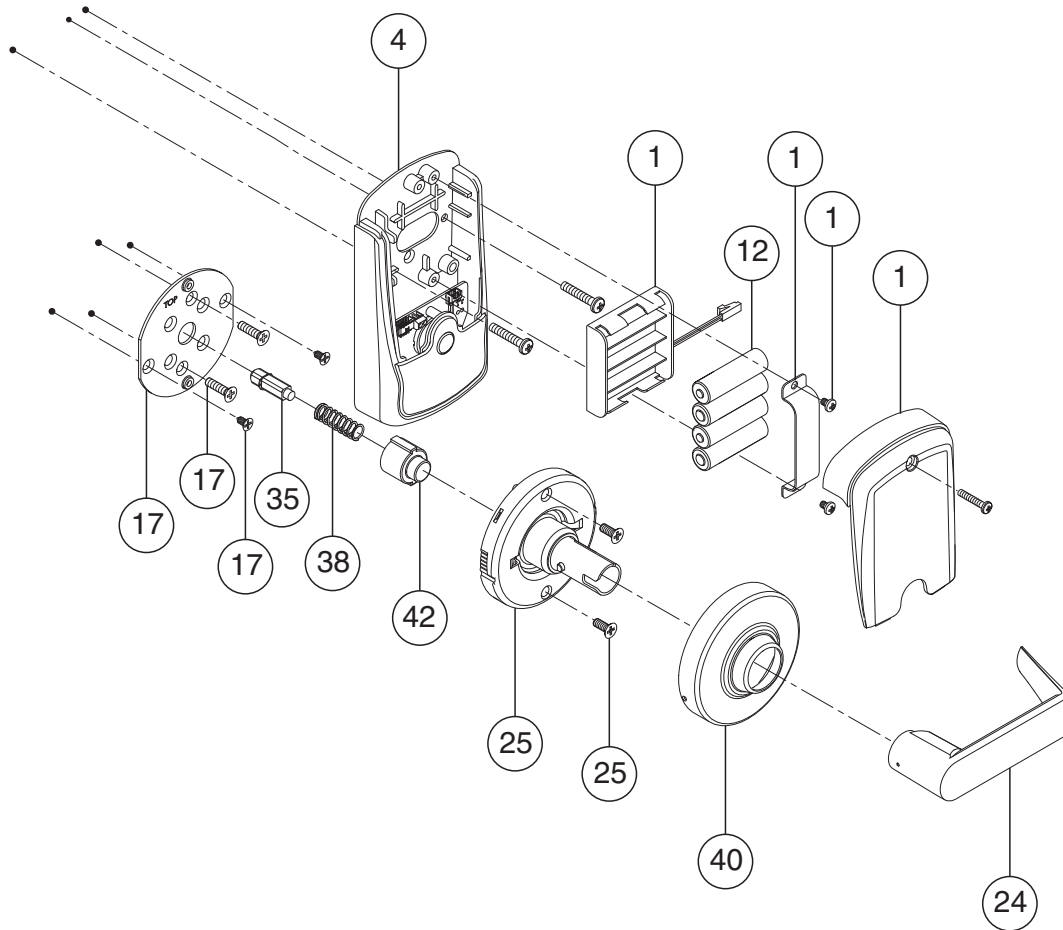
Number	Description	Part Number	
7***	Baseplate Subassembly, CY	See pg. 39	
10	Latch Retractor	46928800	
15*	Cylinder	See pg. 48	
16	Gasket Kit, Outside	Gasket, Baseplate	46929154
		Gasket, Reader	
18*	Lever, Outside	See pg. 45	
21	Spring Cage, Outside	Spring Cage	See pg. 46
		Screws, Spring Cage	
		Gasket, O-Ring	
26*	Strike, CY/MS/MD	Strike	See pg. 44
		Screws, Strike	
30*	Latch, CY	Latch,	See pg. 50
		Screws, Latch	
35**	Spindle	See pg. 41	
37**	Baseplate Stand-Offs	See pg. 41	

Number	Description		Part Number
39	Wiring Harness	Classroom/Storeroom	23518392
		Office/Privacy	23518384
43*	Escutcheon, Keypad Only, CY (with Screws)	CO-100	23599053

* Must specify Finish
 *** This item only available as part of Exterior Escutcheon Assembly
 ** This item only available as part of Door Thickness Kit
 ❖ Must specify Cylinder Type and Handing

CO-100-CY KEYPAD ONLY

Interior



Number	Description		Part Number
1*	4AA Battery Holder & Cover Kit	4AA Battery Holder	4B-CM
		4AA Battery Strap	
		Screws, Battery Strap (2)	
		4AA Battery Cover	
		Screw, Battery Cover (1)	
4*	Escutcheon, without IPB	Escutcheon, Inside	23599327
		Screws, Escutcheon	
4*	Escutcheon, with IPB	Escutcheon, Inside	23599335
		Screws, Escutcheon	
12	Batteries, AA		F206-488
17	Inside Mounting Plate Kit	Mounting Plate	23599244
		Screws, Mounting Plate (4)	
24*	Lever, Inside		03-030
25	Spring Cage, Inside	Spring Cage	23599210
		Screws, Spring Cage (2)	
35*	Spindle		See pg. 41

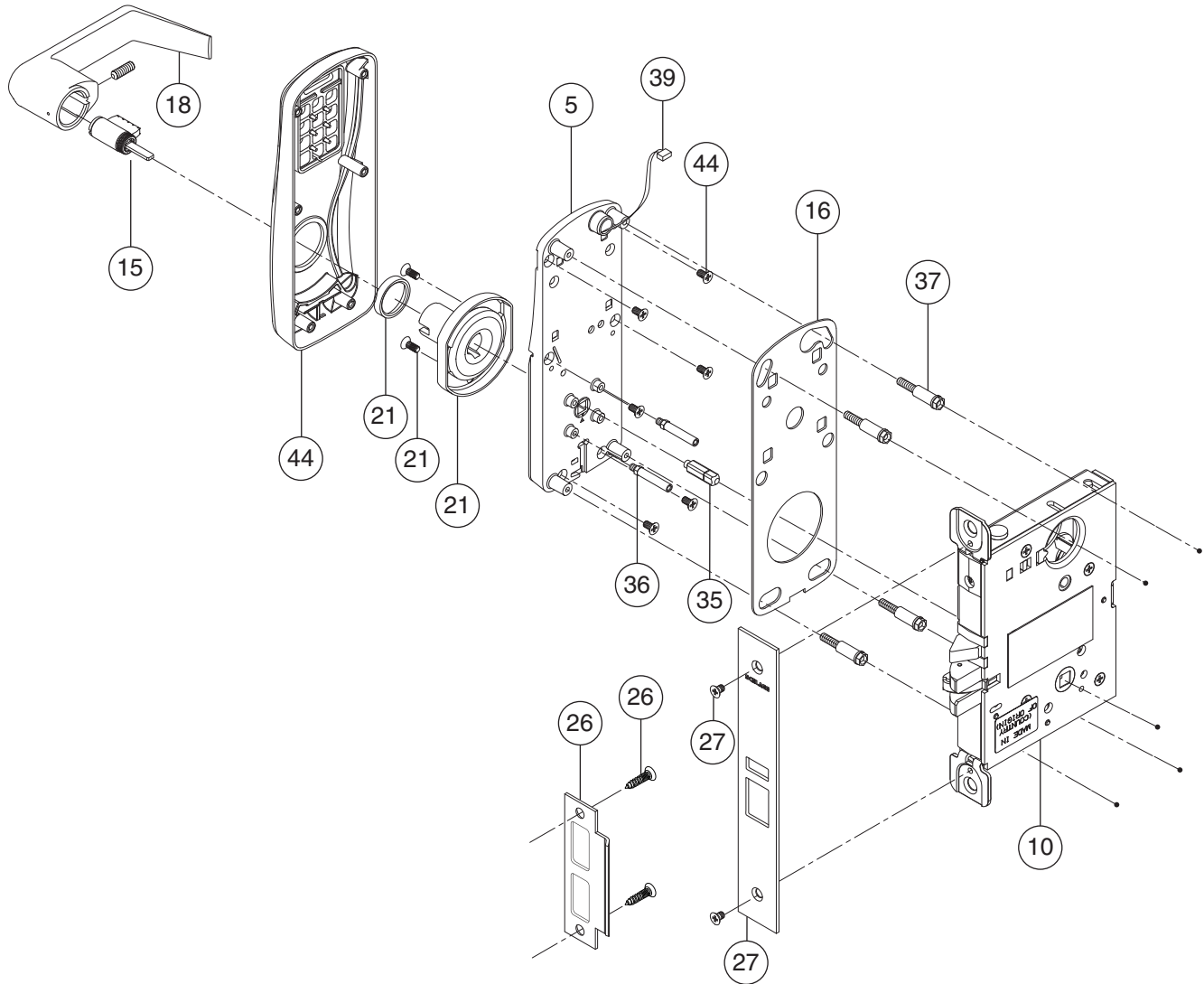
Number	Description	Part Number
38*	Spring	See pg. 41
40*	Rose, Inside	03-042-RHO
42	Hub	23599228

* Must specify Finish

⌘ This item only available as part of Door Thickness Kit

CO-100-MS KEYPAD ONLY

Exterior



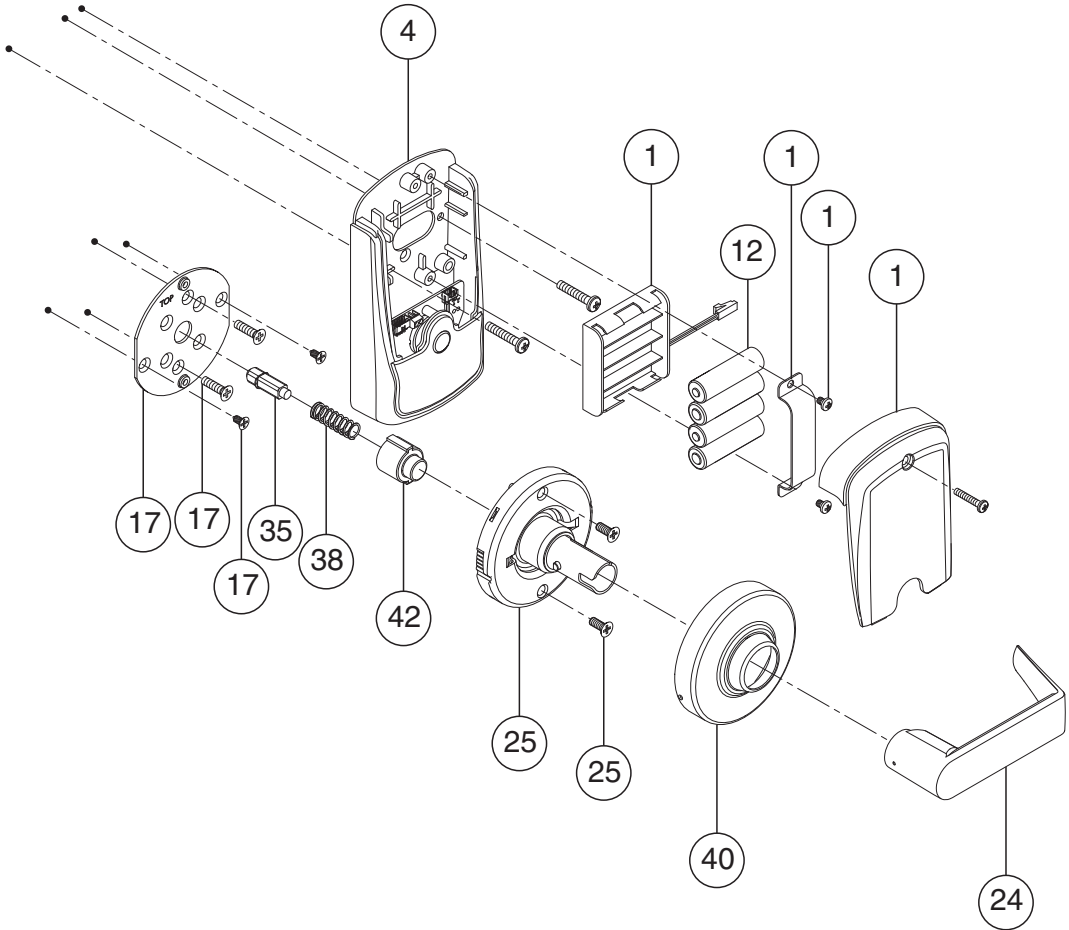
Number	Description	Part Number	
5❖***	Baseplate Subassembly, MS	See pg. 39	
10	Lock Case, Narrow, 1 1/16" wide	46928818	
	Lock Case, 1 1/4" wide	46928826	
15*	Cylinder	See pg. 48	
16	Gasket Kit, Outside	Gasket, Baseplate	46929162
		Gasket, Reader	
18*	Lever, Outside	See pg. 45	
21	Spring Cage, Outside	Spring Cage	See pg. 46
		Screws, Spring Cage	
		Gasket, O-Ring	
26*	Strike	Strike	See pg. 44
		Screws, Strike	
27*	Armor Front, MS/MD	Armor Front	See pg. 44
		Screws, Armor Front	
35**	Spindle	See pg. 41	

Number	Description	Part Number	
36**	Stand-Offs, MS/MD	See pg. 41	
37**	Baseplate Stand-Offs	See pg. 41	
39	Wiring Harness	Classroom/Storeroom	23518392
		Office/Privacy	23518384
44*†	Escutcheon, Keypad Only, MS/MD/993 (Assembly and Screws)	CO-100	23599061

* Must specify Finish
 *** This item only available as part of Exterior Escutcheon Assembly
 ** This item only available as part of Door Thickness Kit
 ❖ Must specify Cylinder Type and Handing
 † If using GD/BD Cylinder and Lever preparation, use part number 23599053

CO-100-MS KEYPAD ONLY

Interior



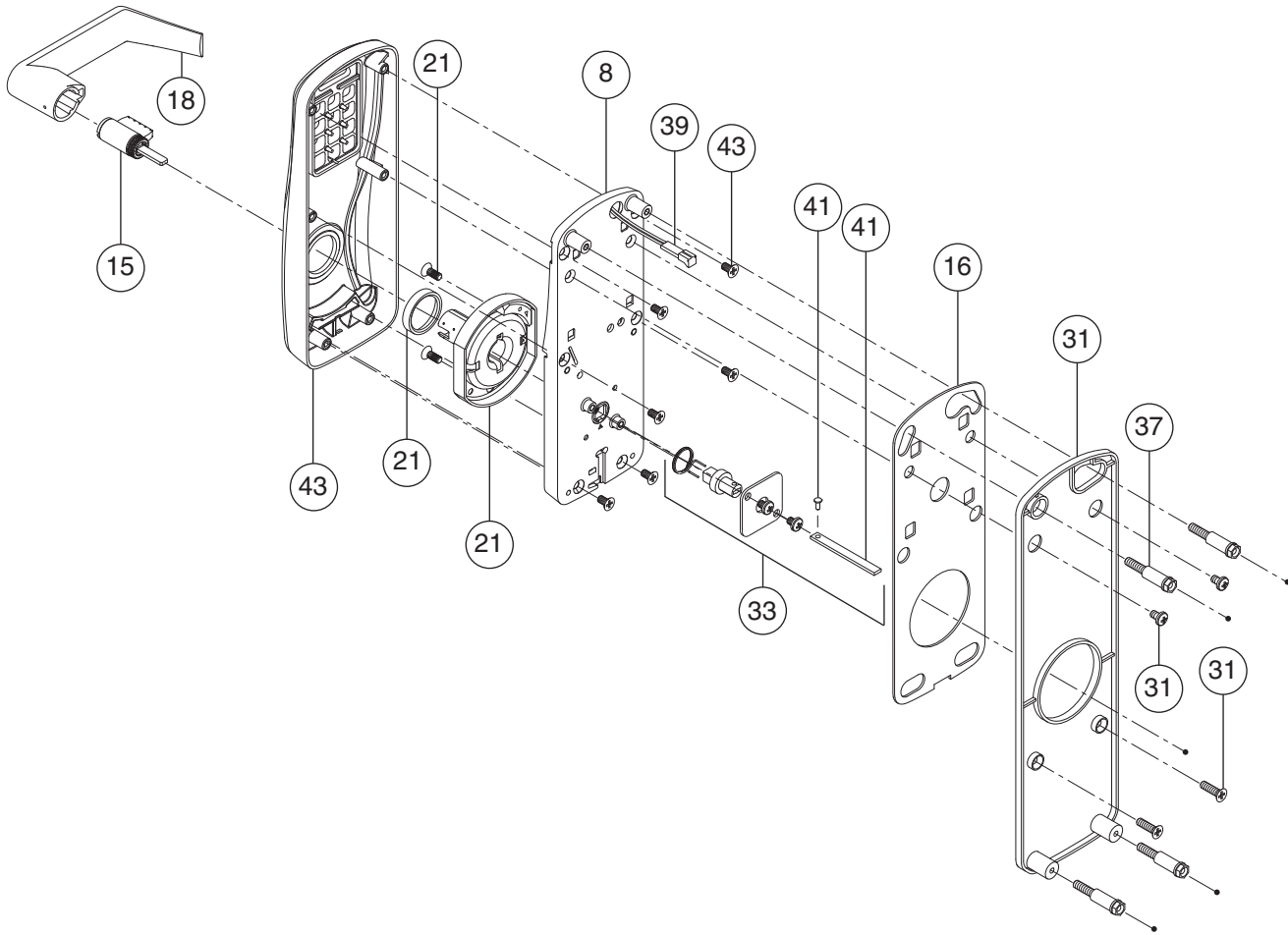
Number	Description	Part Number
1*	4AA Battery Holder & Cover Kit	4AA Battery Holder
		4AA Battery Strap
		Screws, Battery Strap (2)
		4AA Battery Cover
		Screw, Battery Cover (1)
4*	Escutcheon, without IPB	Escutcheon, Inside
		Screws, Escutcheon
	Escutcheon, with IPB	Escutcheon, Inside
		Screws, Escutcheon
12	Batteries, AA	F206-488
17	Inside Mounting Plate Kit	Mounting Plate
		Screws, Mounting Plate (4)
24*	Lever, Inside	03-030
25	Spring Cage, Inside	Spring Cage
		Screws, Spring Cage (2)

Number	Description	Part Number
35 [‡]	Spindle	See pg. 41
38 [‡]	Spring	See pg. 41
40*	Rose, Inside	03-042-RHO
42	Hub	23599228

* Must specify Finish
[‡] This item only available as part of Door Thickness Kit

CO-100-993-R KEYPAD ONLY

Exterior



Number	Description		Part Number	Number	Description		Part Number
8 [❖] ***	Baseplate Subassembly, 993		See pg. 39	37 [⚡]	Baseplate Stand-Offs		See pg. 41
15*	Cylinder		See pg. 48	39	Wiring Harness	Classroom/Storeroom	23518392
16	Gasket Kit, Outside	Gasket, Baseplate	46929162	41	Tailpiece Kit, 993	Tailpiece	46929303
		Gasket, Reader				Clip, Tailpiece	
18*	Lever, Outside		See pg. 45	43 [†]	Escutcheon, Keypad Only, MS/MD/993 (Assembly & Screws)	CO-100	23599061
21	Spring Cage, Outside	Spring Cage	See pg. 46				
		Screws, Spring Cage					
		Gasket, O-Ring					
31*	Mounting Plate, 993	Mounting Plate	46929220				
		Screws, Mounting Plate (2)					
33	Spindle and Hub Kit, 993	Tailpiece	46929295				
		Twisted Tailpiece					
		Clip, Tailpiece					
		Cover, Spindle, 993					
		Screw, Spindle Cover					
		Hub					
		Spring, Tailpiece, 993					

* Must specify Finish

*** This item only available as part of Exterior Escutcheon Assembly

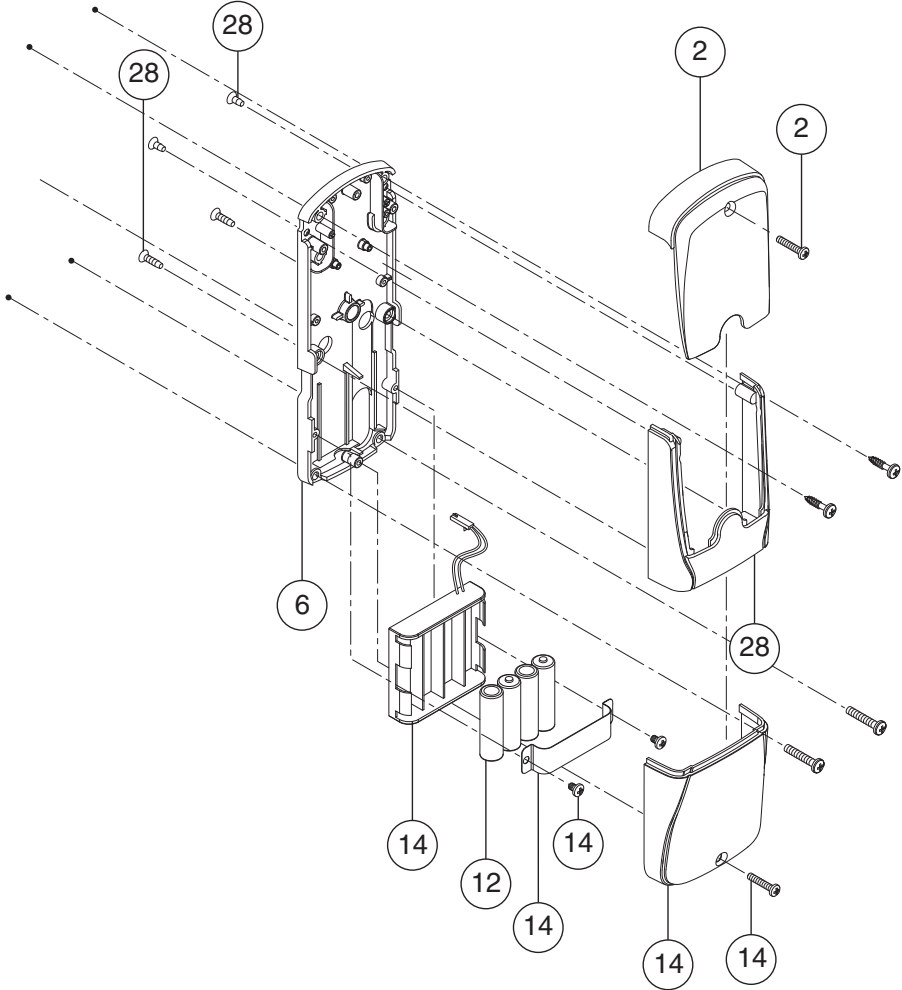
⚡ This item only available as part of Door Thickness Kit

† If using GD/BD Cylinder and Lever preparation, use part number 23599053

❖ Must specify Cylinder Type and Handing

CO-100-993-R KEYPAD ONLY

Interior

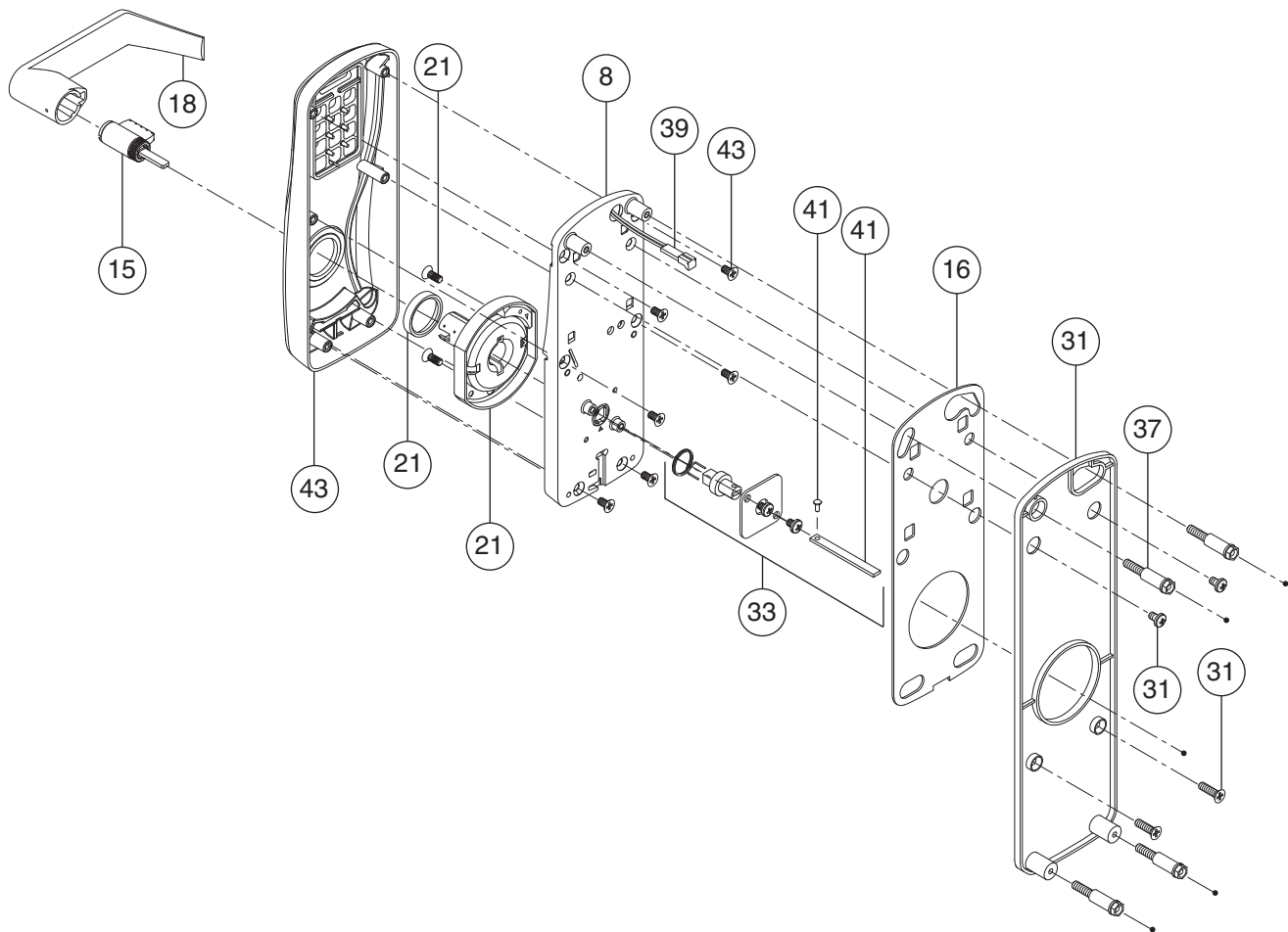


Number	Description		Part Number
2*	Cover	Cover Screw, Cover	COM200C
6	Baseplate Assembly, 993		23599251
12	Batteries, AA		F206-488
14*	4AA Battery Holder & Cover Kit	4AA Battery Holder 4AA Battery Strap Screws, Battery Strap (2) 4AA Battery Cover Screw, Battery Cover (1)	4B-E
28*	Escutcheon, 993	Escutcheon Screws, Escutcheon	46929279

* Must specify Finish

CO-100-993-S KEYPAD ONLY

Exterior

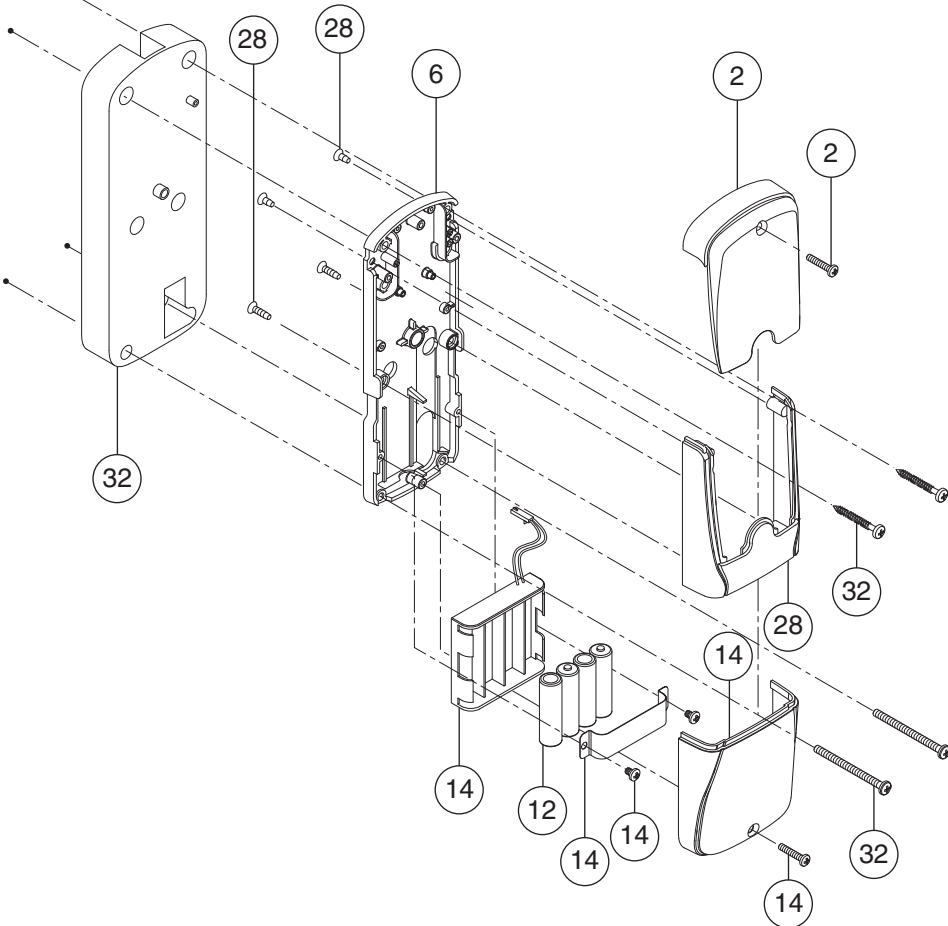


Number	Description		Part Number	Number	Description		Part Number
8***	Baseplate Subassembly, 993		See pg. 39	37*	Baseplate Stand-Offs		See pg. 41
15*	Cylinder		See pg. 48	39	Wiring Harness	Classroom/Storeroom	23518392
16	Gasket Kit, Outside	Gasket, Baseplate	46929162	41	Tailpiece Kit, 993	Tailpiece	46929303
		Gasket, Reader				Clip, Tailpiece	
18*	Lever, Outside		See pg. 45	43*†	Escutcheon, Keypad Only, MS/MD/993 (Assembly & Screws)	CO-100	23599061
21	Spring Cage, Outside	Spring Cage	See pg. 46				
		Screws, Spring Cage					
		Gasket, O-Ring					
31*	Mounting Plate, 993	Mounting Plate	46929220				
		Screws, Mounting Plate (2)					
33	Spindle and Hub Kit, 993	Tailpiece	46929295				
		Twisted Tailpiece					
		Clip, Tailpiece					
		Cover, Spindle, 993					
		Screw, Spindle Cover					
		Hub					
Spring, Tailpiece, 993							

* Must specify Finish
 *** This item only available as part of Exterior Escutcheon Assembly
 ‡ This item only available as part of Door Thickness Kit
 † If using GD/BD Cylinder and Lever preparation, use part number 23599053
 ❖ Must specify Cylinder Type and Handing

CO-100-993-S KEYPAD ONLY

Interior

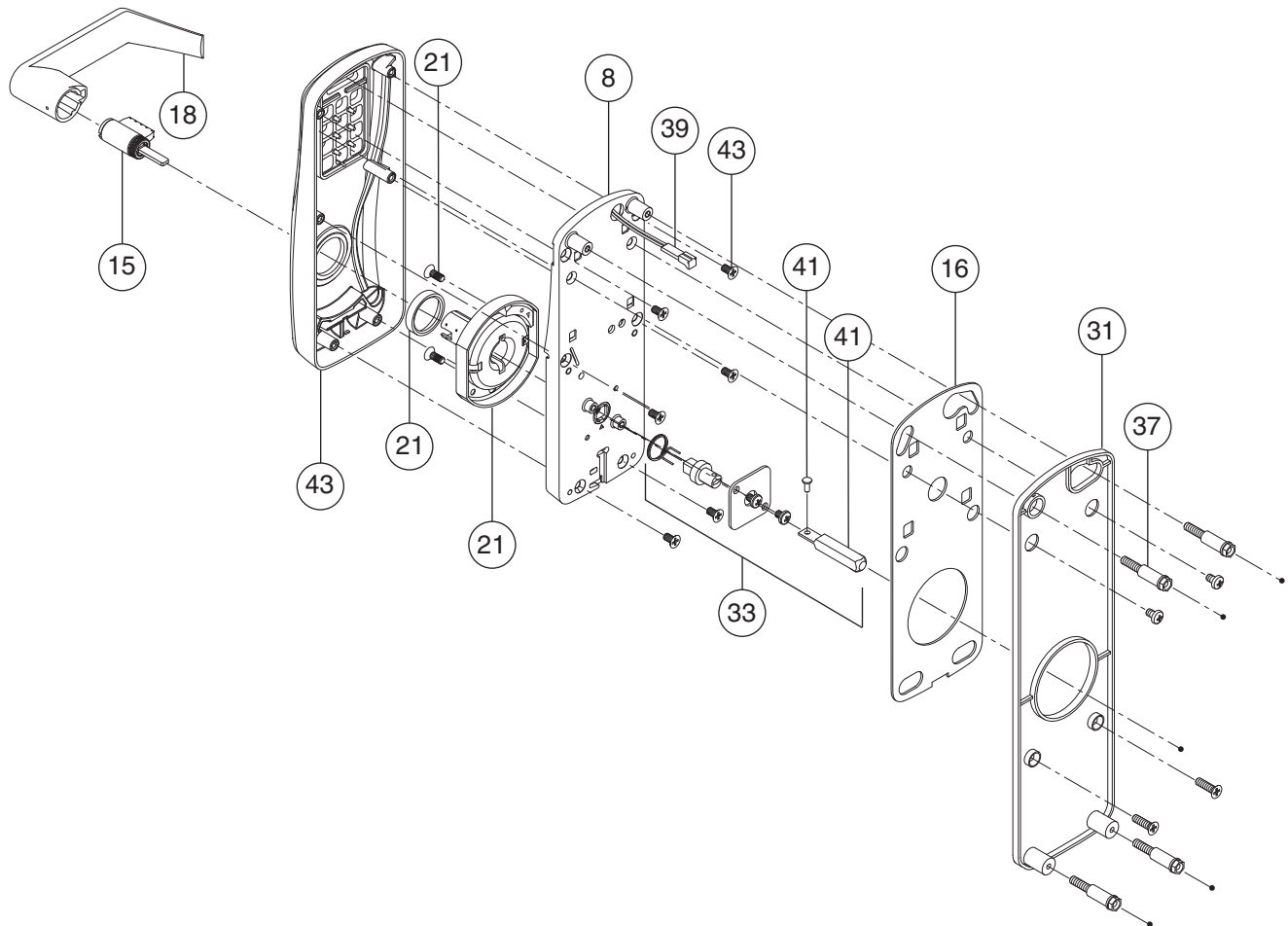


Number	Description		Part Number
2*	Cover	Cover Screw, Cover	COM200C
6	Baseplate Assembly, 993		23599251
12	Batteries, AA		F206-488
14*	4AA Battery Holder & Cover Kit	4AA Battery Holder	4B-E
		4AA Battery Strap	
		Screws, Battery Strap (2)	
		4AA Battery Cover	
		Screw, Battery Cover (1)	
28*	Escutcheon, 993	Escutcheon Screws, Escutcheon	46929279
32	Baseplate Spacer, 993-S	Spacer Screws, Spacer	46929238

* Must specify Finish

CO-100-993-M KEYPAD ONLY

Exterior



Number	Description		Part Number
8❖***	Baseplate Subassembly, 993		See pg. 39
15*	Cylinder		See pg. 48
16	Gasket Kit, Outside	Gasket, Baseplate Gasket, Reader	46929162
18*	Lever, Outside		See pg. 45
21	Spring Cage, Outside	Spring Cage Screws, Spring Cage Gasket, O-Ring	See pg. 46
31*	Mounting Plate, 993	Mounting Plate Screws, Mounting Plate (2)	46929220

Number	Description		Part Number
33	Spindle and Hub Kit, 993	Tailpiece	46929295
		Clip, Tailpiece	
		Cover, Spindle, 993	
		Screw, Spindle Cover	
		Hub	
37**	Baseplate Stand-Offs		See pg. 41
39	Wiring Harness	Classroom/Storeroom	23518392
43*†	Escutcheon, Keypad Only, MS/MD/993 (Assembly & Screws)	CO-100	23599061

* Must specify Finish

*** This item only available as part of Exterior Escutcheon Assembly

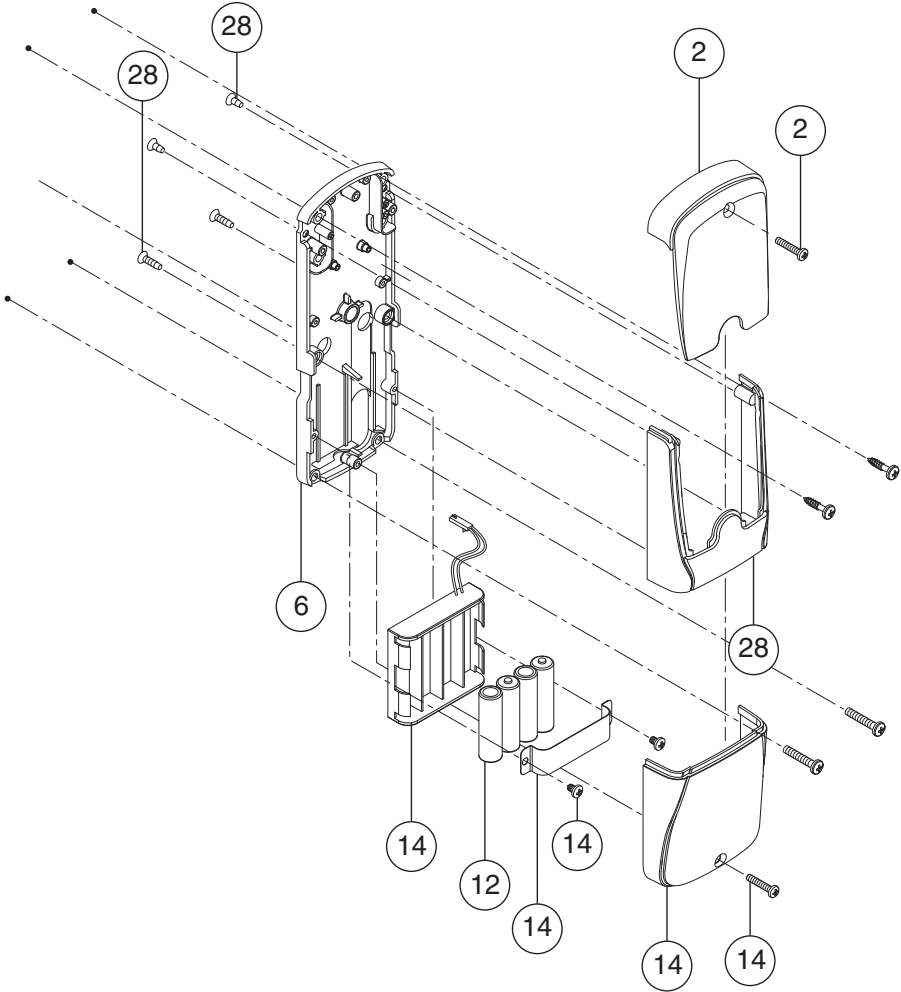
‡ This item only available as part of Door Thickness Kit

† If using GD/BD Cylinder and Lever preparation, use part number 23599053

❖ Must specify Cylinder Type and Handing

CO-100-993-M KEYPAD ONLY

Interior

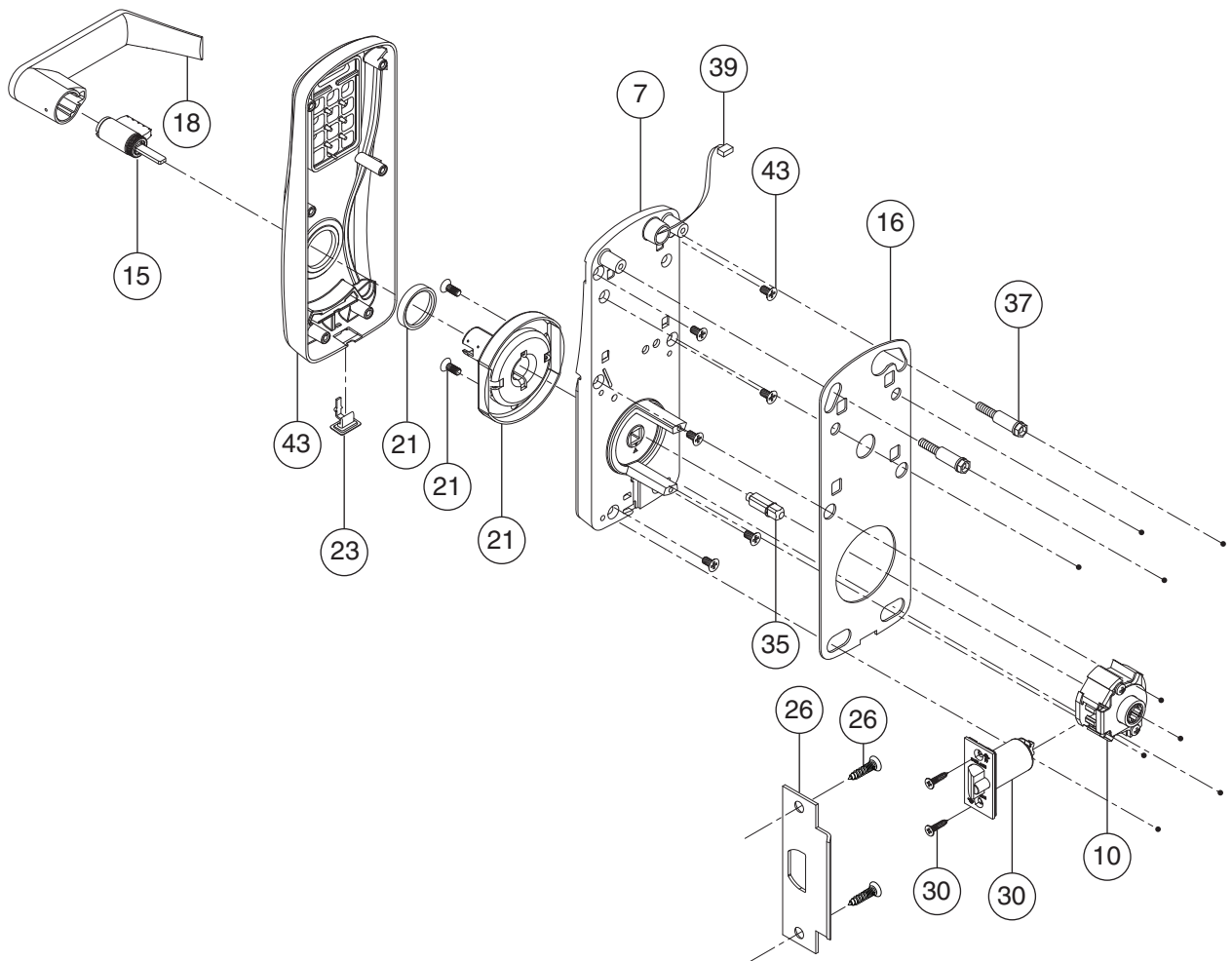


Number	Description		Part Number
2*	Cover	Cover Screw, Cover	COM200C
6	Baseplate Assembly, 993		23599251
12	Batteries, AA		F206-488
14*	4AA Battery Holder & Cover Kit	4AA Battery Holder	4B-E
		4AA Battery Strap	
		Screws, Battery Strap (2)	
		4AA Battery Cover	
		Screw, Battery Cover (1)	
28*	Escutcheon, 993	Escutcheon	46929279
		Screws, Escutcheon	

* Must specify Finish

CO-200-CY KEYPAD ONLY

Exterior



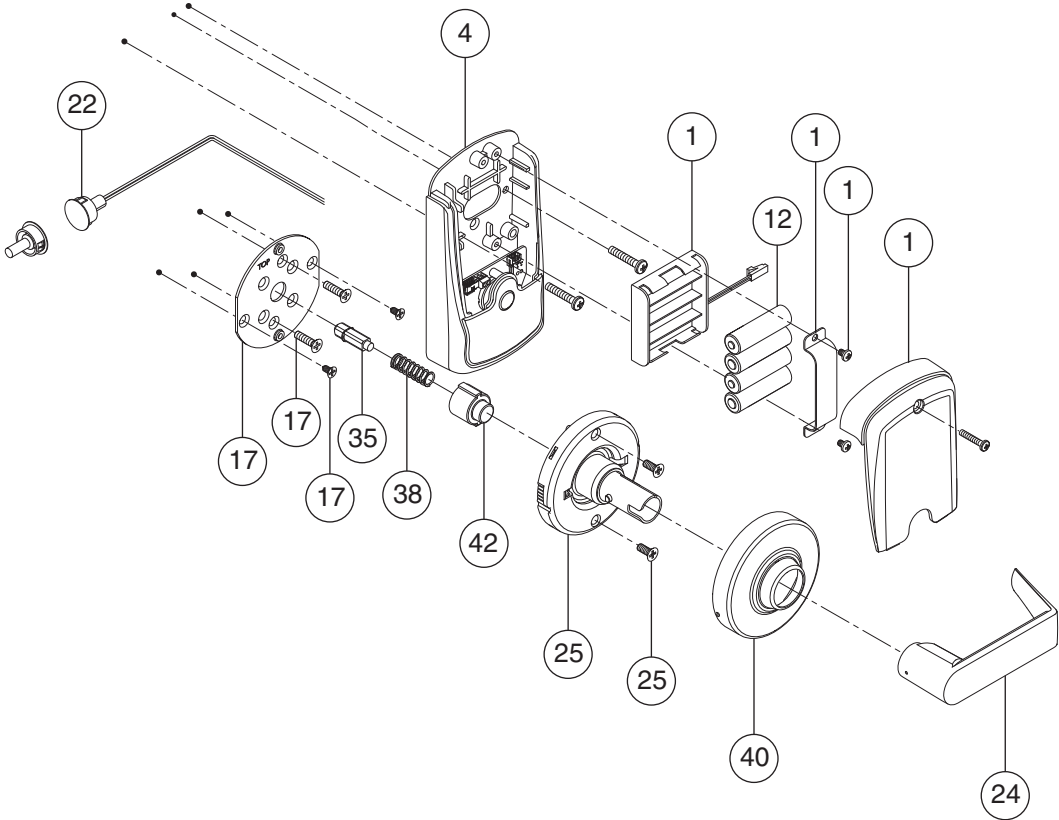
Number	Description	Part Number	
7***	Baseplate Subassembly, CY	See pg. 39	
10	Latch Retractor	46928800	
15*	Cylinder	See pg. 48	
16	Gasket Kit, Outside	Gasket, Baseplate	46929154
		Gasket, Reader	
18*	Lever, Outside	See pg. 45	
21	Spring Cage, Outside	Spring Cage	See pg. 46
		Screws, Spring Cage	
		Gasket, O-Ring	
23**	USB Cover (10 pcs.)	46928719	
26*	Strike, CY/MS/MD	Strike	See pg. 44
		Screws, Strike	
30*	Latch, CY	Latch,	See pg. 50
		Screws, Latch	
35**	Spindle	See pg. 41	

Number	Description	Part Number	
37**	Baseplate Stand-Offs	See pg. 41	
39	Wiring Harness	Classroom/Storeroom	23518392
		Office/Privacy	23518384
43*	Escutcheon, Keypad Only, CY (with Screws)	CO-200 23599079	

- * Must specify Finish
- ** For CO-200 Only
- *** This item only available as part of Exterior Escutcheon Assembly
- ** This item only available as part of Door Thickness Kit
- ❖ Must specify Cylinder Type and Handing

CO-200-CY KEYPAD ONLY

Interior



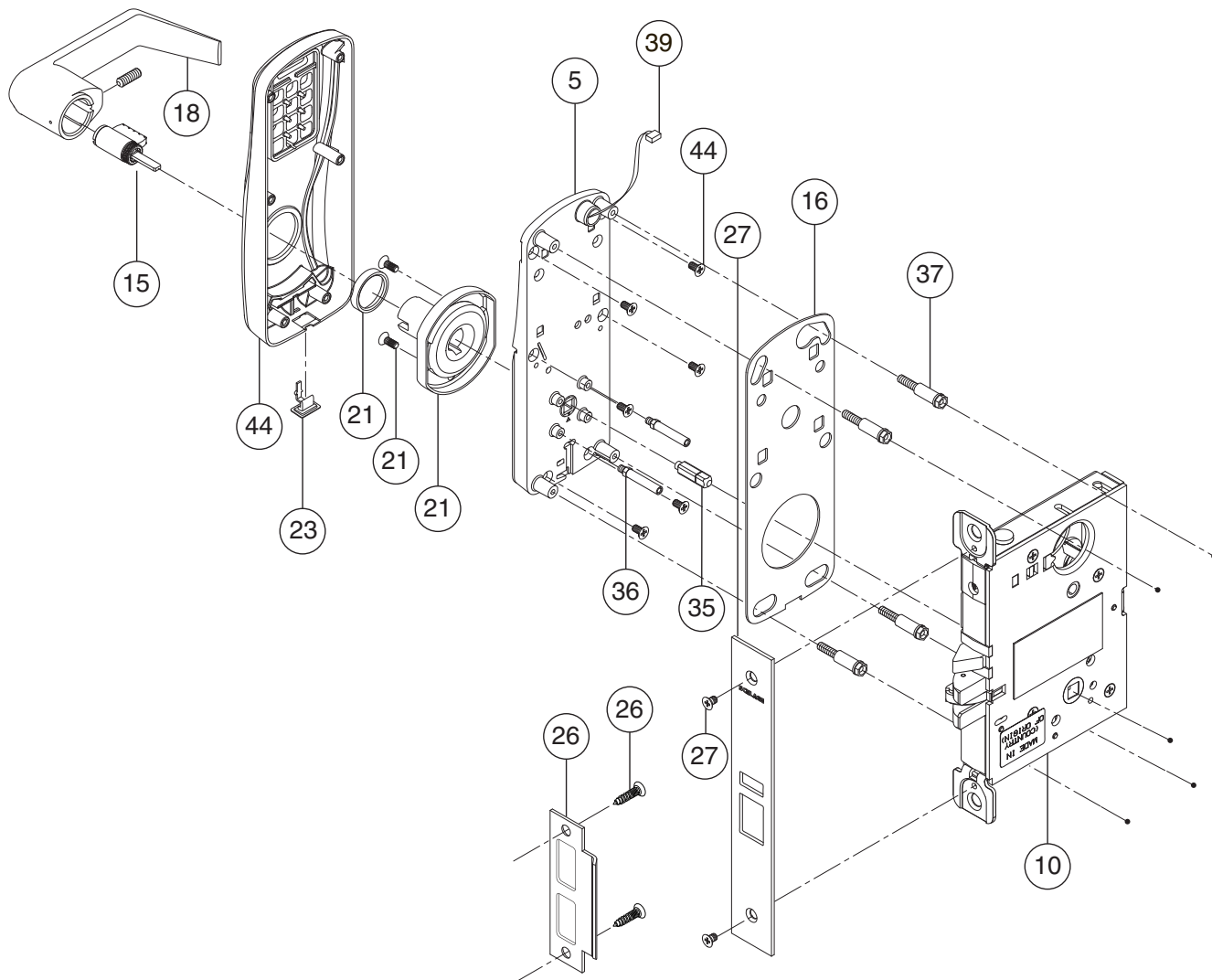
Number	Description		Part Number
1*	4AA Battery Holder & Cover Kit	4AA Battery Holder	4B-CM
		4AA Battery Strap	
		Screws, Battery Strap (2)	
		4AA Battery Cover	
		Screw, Battery Cover (1)	
4*	Escutcheon, without IPB	Escutcheon, Inside	23599327
		Screws, Escutcheon	
	Escutcheon, with IPB	Escutcheon, Inside	23599335
		Screws, Escutcheon	
12	Batteries, AA		F206-488
17	Inside Mounting Plate Kit	Mounting Plate	23599244
		Screws, Mounting Plate (4)	
22	Door Position Switch		46929121
24*	Lever, Inside		03-030

Number	Description		Part Number
25	Spring Cage, Inside	Spring Cage	23599210
		Screws, Spring Cage (2)	
35*	Spindle		See pg. 41
38*	Spring		See pg. 41
40*	Rose, Inside		03-042-RHO
42	Hub		23599228

* Must specify Finish
 ‡ This item only available as part of Door Thickness Kit

CO-200-MS KEYPAD ONLY

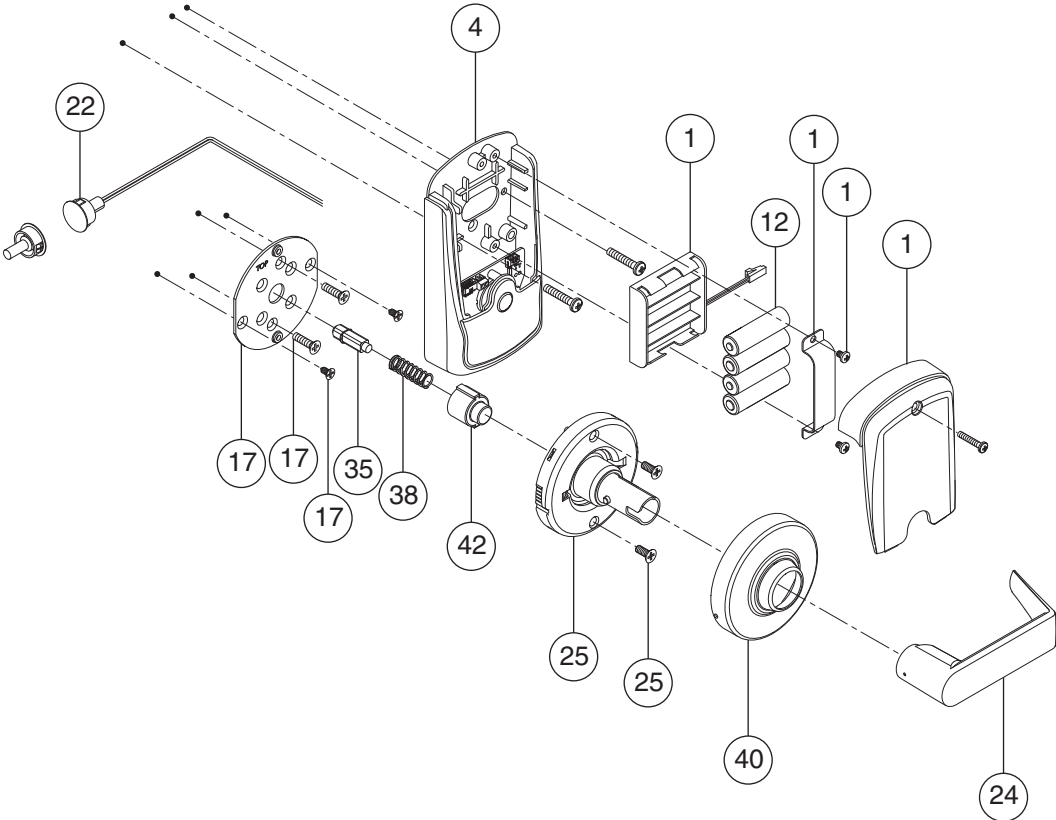
Exterior



Number	Description	Part Number	Number	Description	Part Number	
5❖***	Baseplate Subassembly, MS	See pg. 39	35*	Spindle	See pg. 41	
10	Lock Case, Narrow, 1 1/16" wide	46928818	36*	Stand-Offs, MS/MD	See pg. 41	
	Lock Case, 1 1/4" wide	46928826	37*	Baseplate Stand-Offs	See pg. 41	
15*	Cylinder	See pg. 48	39	Wiring Harness	Classroom/Storeroom	23518392
16	Gasket Kit, Outside	Gasket, Baseplate			Office/Privacy	23518384
		Gasket, Reader				
18*	Lever, Outside	See pg. 45	44*†	Escutcheon, Keypad Only, MS/MD/993 (Assembly and Screws)	CO-200	23599087
21	Spring Cage, Outside	Spring Cage				
		Screws, Spring Cage				
	Gasket, O-Ring	See pg. 46				
23**	USB Cover (10 pcs.)	46928719	* Must specify Finish			
26*	Strike	Strike	** For CO-200 Only			
		Screws, Strike	*** This item only available as part of Exterior Escutcheon Assembly			
27*	Armor Front, MS/MD	Armor Front	⌘ This item only available as part of Door Thickness Kit			
		Screws, Armor Front	† If using GD/BD Cylinder and Lever preparation, use part number 23599079			
			❖ Must specify Cylinder Type and Handing			

CO-200-MS KEYPAD ONLY

Interior



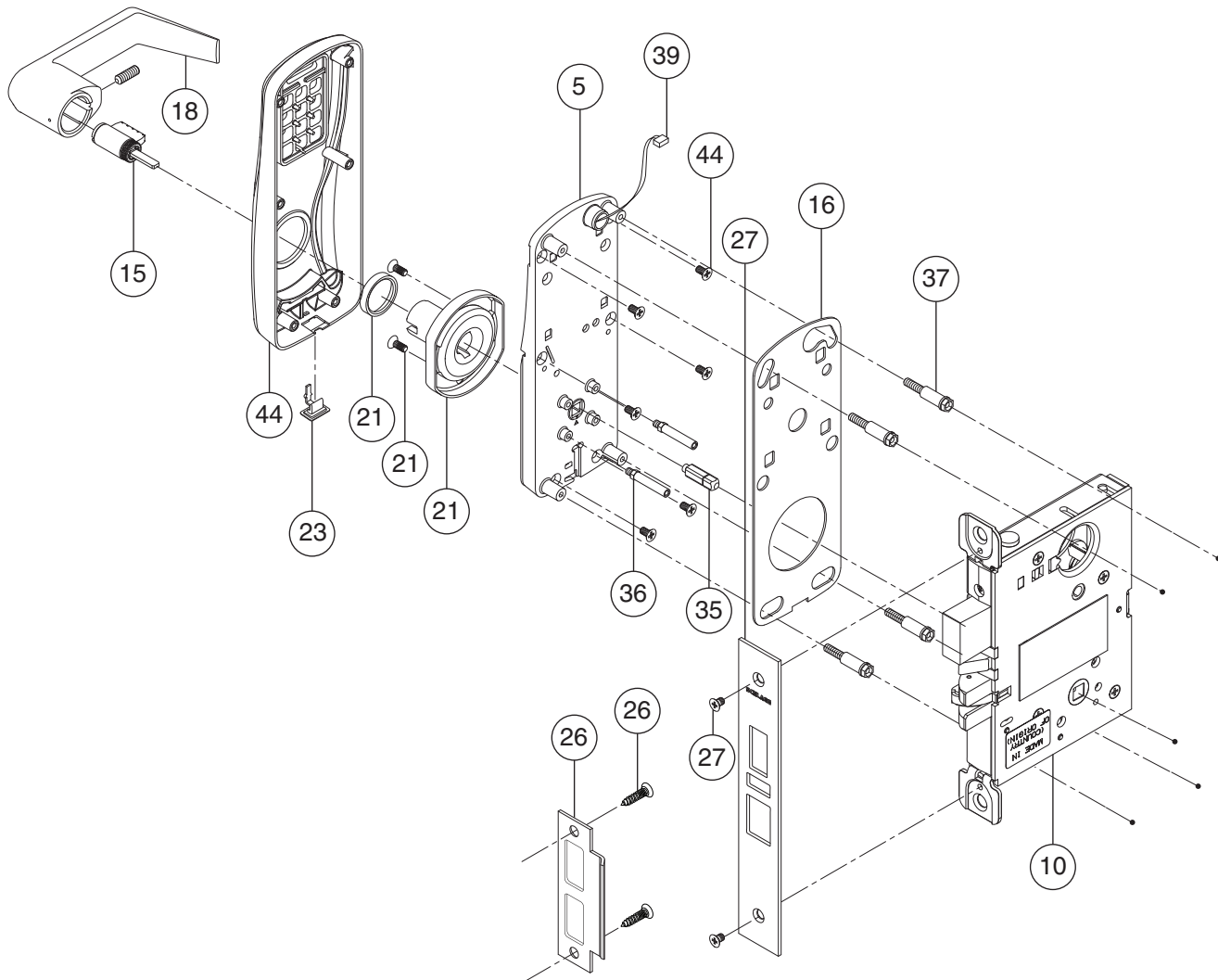
Number	Description		Part Number
1*	4AA Battery Holder & Cover Kit	4AA Battery Holder	4B-CM
		4AA Battery Strap	
		Screws, Battery Strap (2)	
		4AA Battery Cover	
		Screw, Battery Cover (1)	
4*	Escutcheon, without IPB	Escutcheon, Inside Screws, Escutcheon	23599327
	Escutcheon, with IPB	Escutcheon, Inside Screws, Escutcheon	23599335
12	Batteries, AA		F206-488
17	Inside Mounting Plate Kit	Mounting Plate	23599244
		Screws, Mounting Plate (4)	
22	Door Position Switch		46929121
24*	Lever, Inside		03-030

Number	Description		Part Number
25	Spring Cage, Inside	Spring Cage	23599210
		Screws, Spring Cage (2)	
35 [‡]	Spindle		See pg. 41
38 [‡]	Spring		See pg. 41
40*	Rose, Inside		03-042-RHO
42	Hub		23599228

* Must specify Finish
[‡] This item only available as part of Door Thickness Kit

CO-200-MD KEYPAD ONLY

Exterior



Number	Description	Part Number	
5❖***	Baseplate Subassembly, MS	See pg. 39	
10	Lock Case, Narrow, 1 1/16" wide	46928834	
	Lock Case, 1 1/4" wide	46928842	
15*	Cylinder	See pg. 48	
16	Gasket Kit, Outside	Gasket, Baseplate	46929162
		Gasket, Reader	
18*	Lever, Outside	See pg. 45	
21	Spring Cage, Outside	Spring Cage	See pg. 46
		Screws, Spring Cage	
		Gasket, O-Ring	
23**	USB Cover (10 pcs.)	46928719	
26*	Strike	Strike	See pg. 44
		Screws, Strike	
27*	Armor Front, MS/MD	Armor Front	See pg. 44
		Screws, Armor Front	

Number	Description	Part Number	
35**	Spindle	See pg. 41	
36**	Stand-Offs, MS/MD	See pg. 41	
37**	Baseplate Stand-Offs	See pg. 41	
39	Wiring Harness	Classroom/ Storeroom	23518392
		Office/Privacy	23518384
44*†	Escutcheon, Keypad Only, MS/MD (Assembly & Screws)	CO-200	23599087

* Must specify Finish

** For CO-200 Only

*** This item only available as part of Exterior Escutcheon Assembly

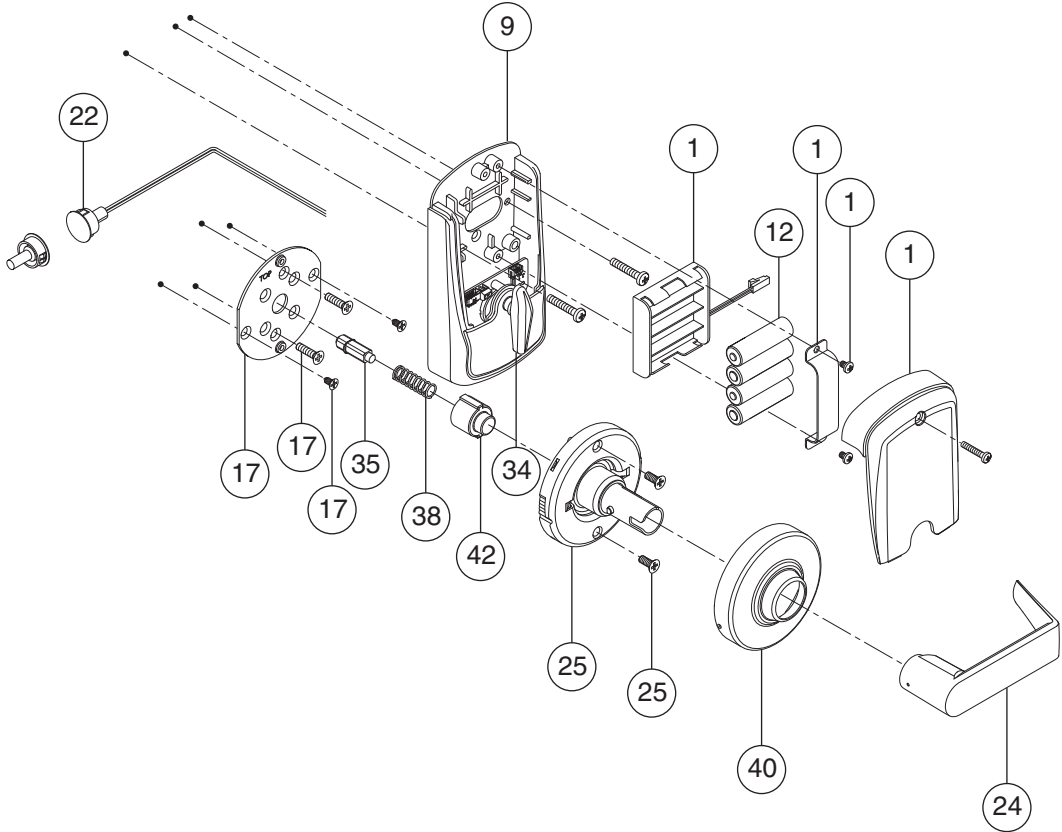
⌘ This item only available as part of Door Thickness Kit

† If using GD/BD Cylinder and Lever preparation, use part number 23599079

❖ Must specify Cylinder Type and Handing

CO-200-MD KEYPAD ONLY

Interior



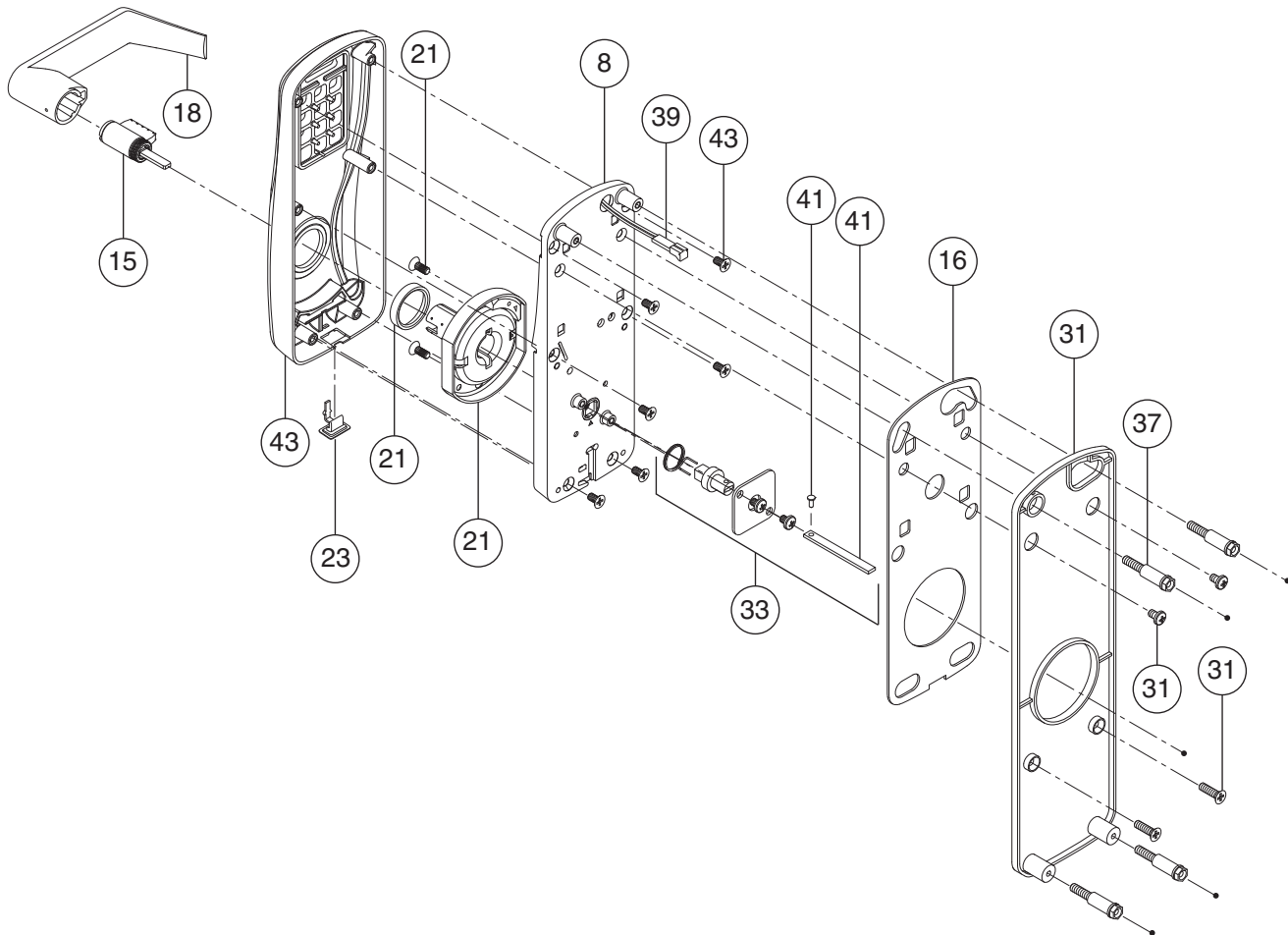
Number	Description		Part Number
1*	4AA Battery Holder & Cover Kit	4AA Battery Holder	4B-CM
		4AA Battery Strap	
		Screws, Battery Strap (2)	
		4AA Battery Cover	
		Screw, Battery Cover (1)	
9*	Escutcheon, without IPB	Escutcheon, Inside	23599327
		Screws, Escutcheon	
9*	Escutcheon, with IPB	Escutcheon, Inside	23599335
		Screws, Escutcheon	
12	Batteries, AA		F206-488
17	Inside Mounting Plate Kit	Mounting Plate	23599244
		Screws, Mounting Plate (4)	
22	Door Position Switch		46929121
24*	Lever, Inside		03-030

Number	Description		Part Number
25	Spring Cage, Inside	Spring Cage	23599210
		Screws, Spring Cage (2)	
34	Thumbturn, MD		46929113
35*	Spindle		See pg. 41
38*	Spring		See pg. 41
40*	Rose, Inside		03-042-RHO
42	Hub		23599228

* Must specify Finish
 * This item only available as part of Door Thickness Kit

CO-200-993-R KEYPAD ONLY

Exterior



Number	Description	Part Number
8***	Baseplate Subassembly, 993	See pg. 39
15*	Cylinder	See pg. 48
16	Gasket Kit, Outside	46929162
	Gasket, Baseplate	
	Gasket, Reader	
18*	Lever, Outside	See pg. 45
21	Spring Cage, Outside	See pg. 46
	Spring Cage	
	Screws, Spring Cage	
	Gasket, O-Ring	
23**	USB Cover (10 pcs.)	46928719
31*	Mounting Plate, 993	46929220
	Mounting Plate	
	Screws, Mounting Plate (2)	
33	Spindle and Hub Kit, 993	46929295
	Tailpiece	
	Twisted Tailpiece	
	Clip, Tailpiece	
	Cover, Spindle, 993	
	Screw, Spindle Cover	
	Hub	
	Spring, Tailpiece, 993	

Number	Description	Part Number
37**	Baseplate Stand-Offs	See pg. 41
39	Wiring Harness	23518392
41	Tailpiece Kit, 993	46929303
	Tailpiece	
	Clip, Tailpiece	
43*†	Escutcheon, Keypad Only, MS/MD/993 (Assembly & Screws)	23599087
	CO-200	

* Must specify Finish

** For CO-200 Only

*** This item only available as part of Exterior Escutcheon Assembly

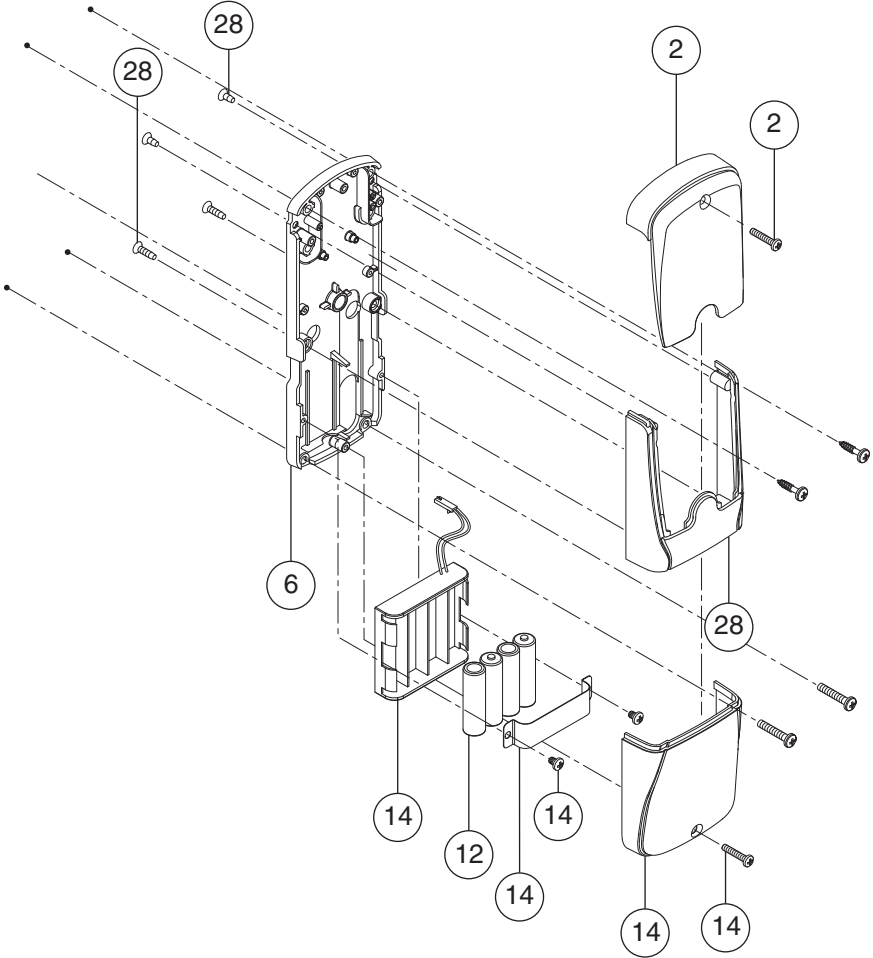
⌘ This item only available as part of Door Thickness Kit

† If using GD/BD Cylinder and Lever preparation, use part number 23599079

❖ Must specify Cylinder Type and Handing

CO-200-993-R KEYPAD ONLY

Interior

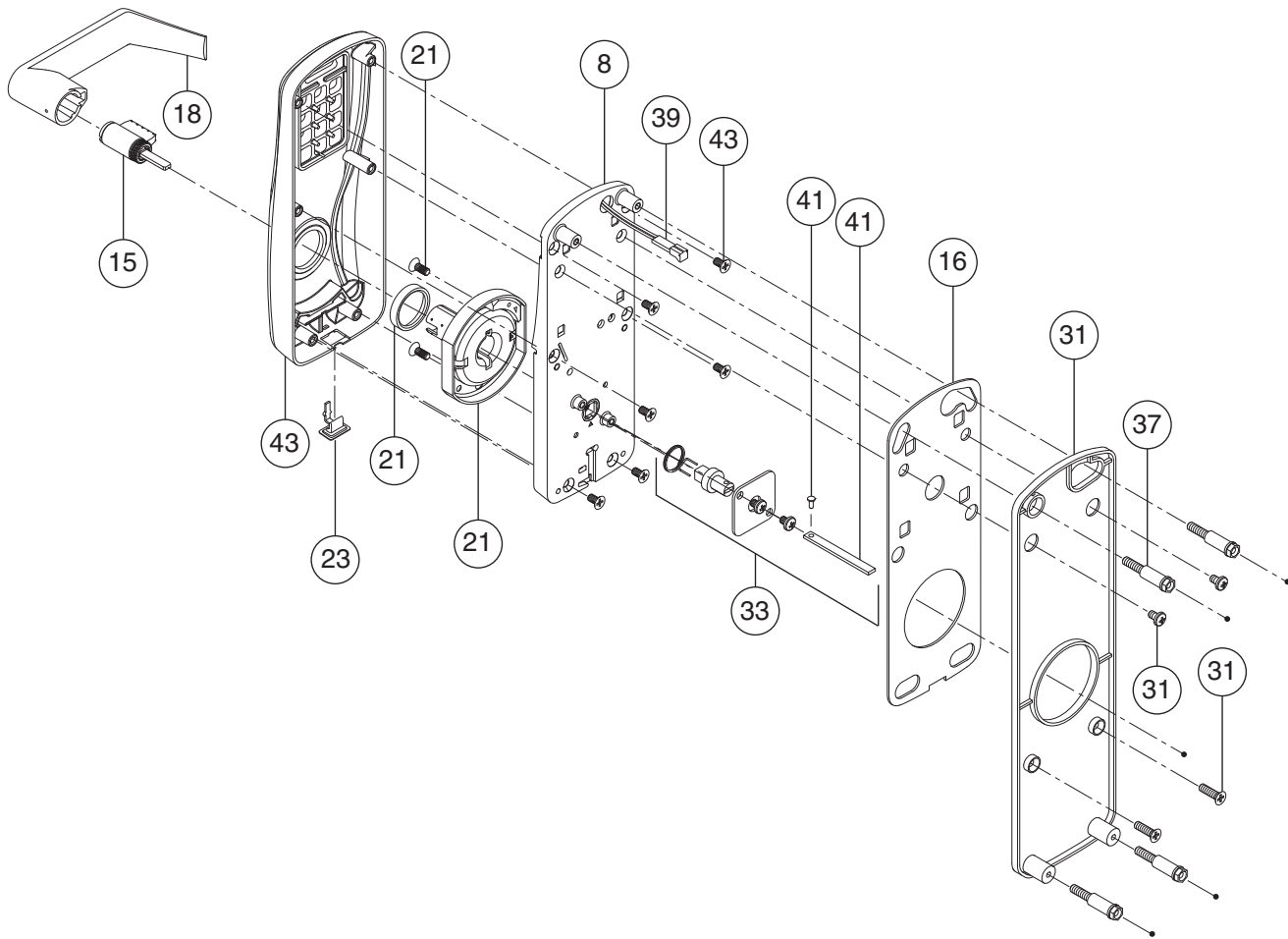


Number	Description		Part Number
2*	Cover	Cover Screw, Cover	COM200C
6	Baseplate Assembly, 993		23599251
12	Batteries, AA		F206-488
14*	4AA Battery Holder & Cover Kit	4AA Battery Holder	4B-E
		4AA Battery Strap	
		Screws, Battery Strap (2)	
		4AA Battery Cover	
		Screw, Battery Cover (1)	
28*	Escutcheon, 993	Escutcheon	46929279
		Screws, Escutcheon	

* Must specify Finish

CO-200-993-S KEYPAD ONLY

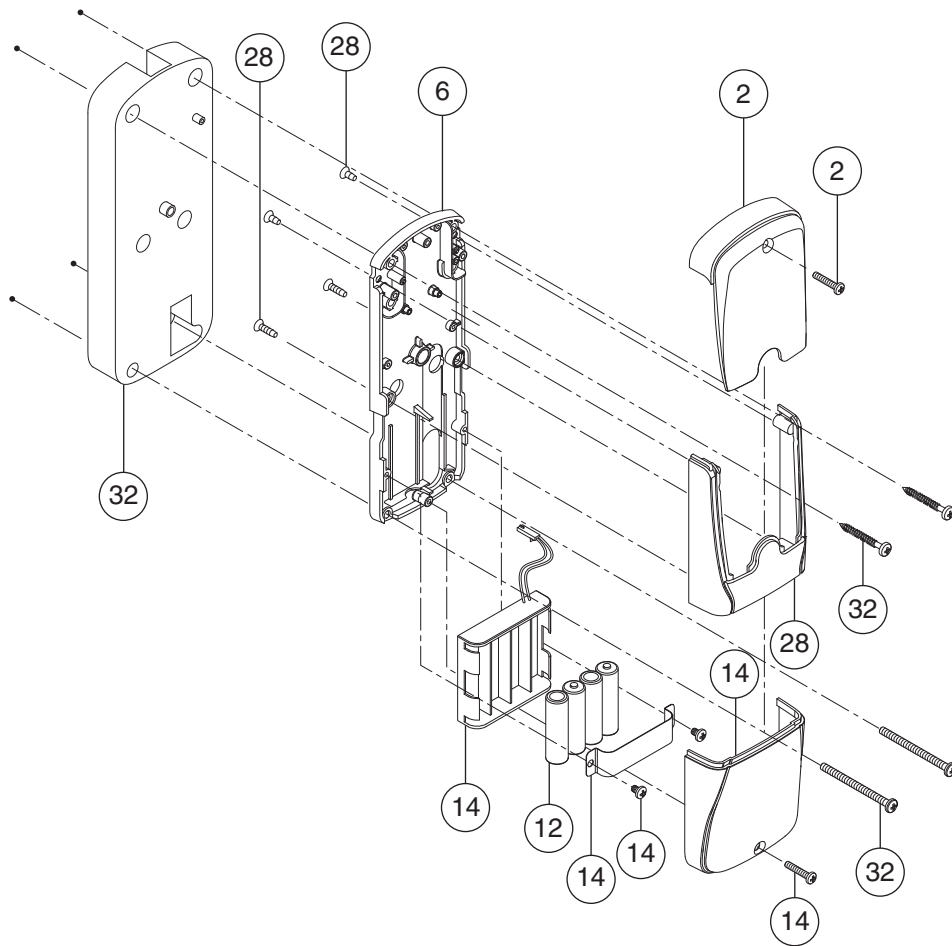
Exterior



Number	Description	Part Number	Number	Description	Part Number	
8 [‡]	Baseplate Subassembly, 993	See pg. 39	37 [‡]	Baseplate Stand-Offs	See pg. 41	
15*	Cylinder	See pg. 48	39	Wiring Harness	Classroom/Storeroom 23518392	
16	Gasket Kit, Outside	Gasket, Baseplate	41	Tailpiece Kit, 993	Tailpiece	
		Gasket, Reader			46929162	Clip, Tailpiece
18*	Lever, Outside	See pg. 45	43 [†]	Escutcheon, Keypad Only, MS/MD/993 (Assembly & Screws)	CO-200	23599087
21	Spring Cage, Outside	Spring Cage				
		Screws, Spring Cage	See pg. 46			
		Gasket, O-Ring				
23**	USB Cover (10 pcs.)	46928719	[*] Must specify Finish ^{**} For CO-200 Only ^{***} This item only available as part of Exterior Escutcheon Assembly [‡] This item only available as part of Door Thickness Kit [†] If using GD/BD Cylinder and Lever preparation, use part number 23599079 [‡] Must specify Cylinder Type and Handing			
31*	Mounting Plate, 993	Mounting Plate	46929220			
		Screws, Mounting Plate (2)				
33	Spindle and Hub Kit, 993	Tailpiece	46929295			
		Twisted Tailpiece				
		Clip, Tailpiece				
		Cover, Spindle, 993				
		Screw, Spindle Cover				
		Hub				
Spring, Tailpiece, 993						

CO-200-993-S KEYPAD ONLY

Interior

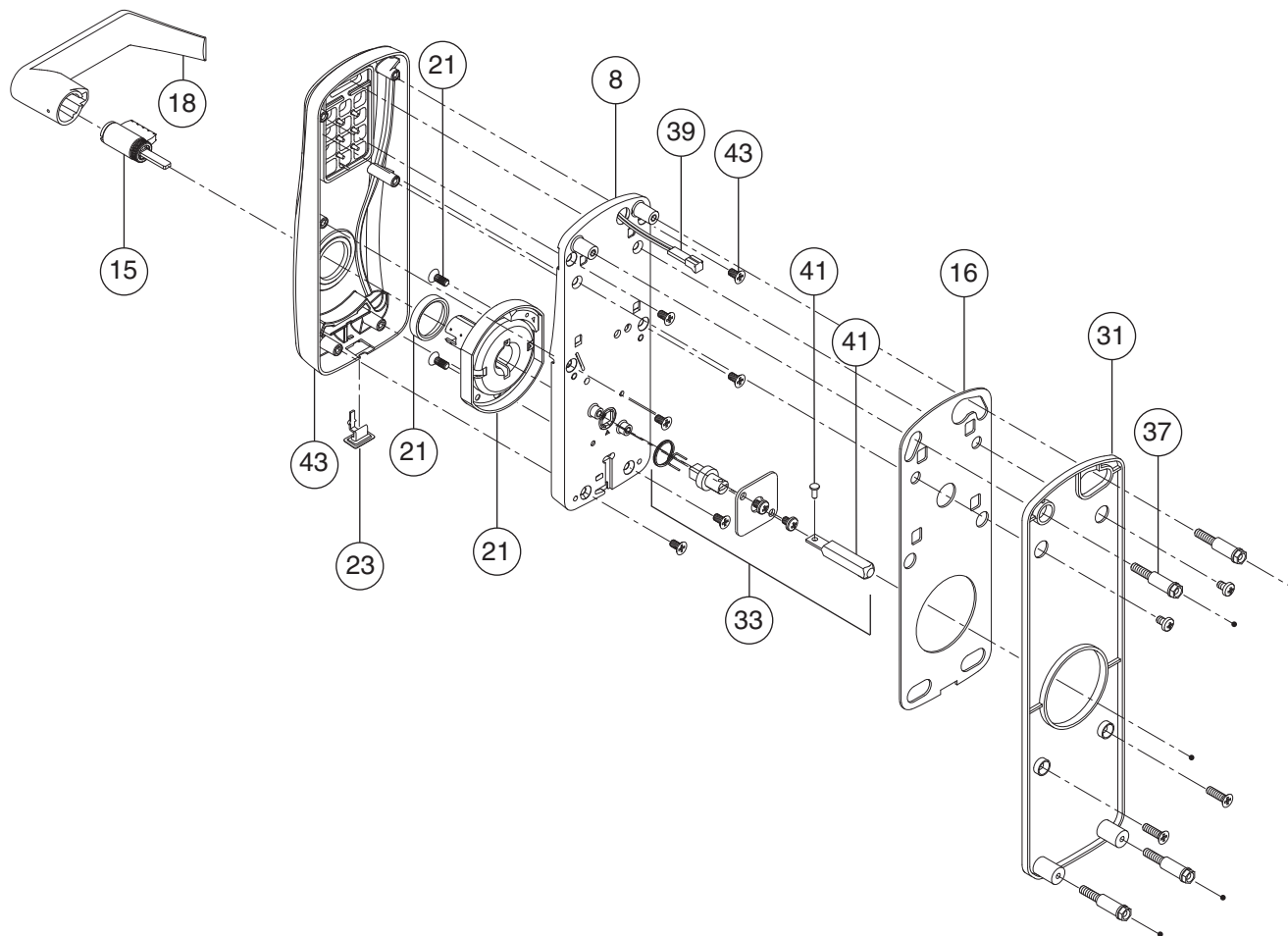


Number	Description		Part Number
2*	Cover	Cover	COM200C
		Screw, Cover	
6	Baseplate Assembly, 993		23599251
12	Batteries, AA		F206-488
14*	4AA Battery Holder & Cover Kit	4AA Battery Holder	4B-E
		4AA Battery Strap	
		Screws, Battery Strap (2)	
		4AA Battery Cover	
		Screw, Battery Cover (1)	
28*	Escutcheon, 993	Escutcheon	46929279
		Screws, Escutcheon	
32	Baseplate Spacer, 993-S	Spacer	46929238
		Screws, Spacer	

* Must specify Finish

CO-200-993-M KEYPAD ONLY

Exterior



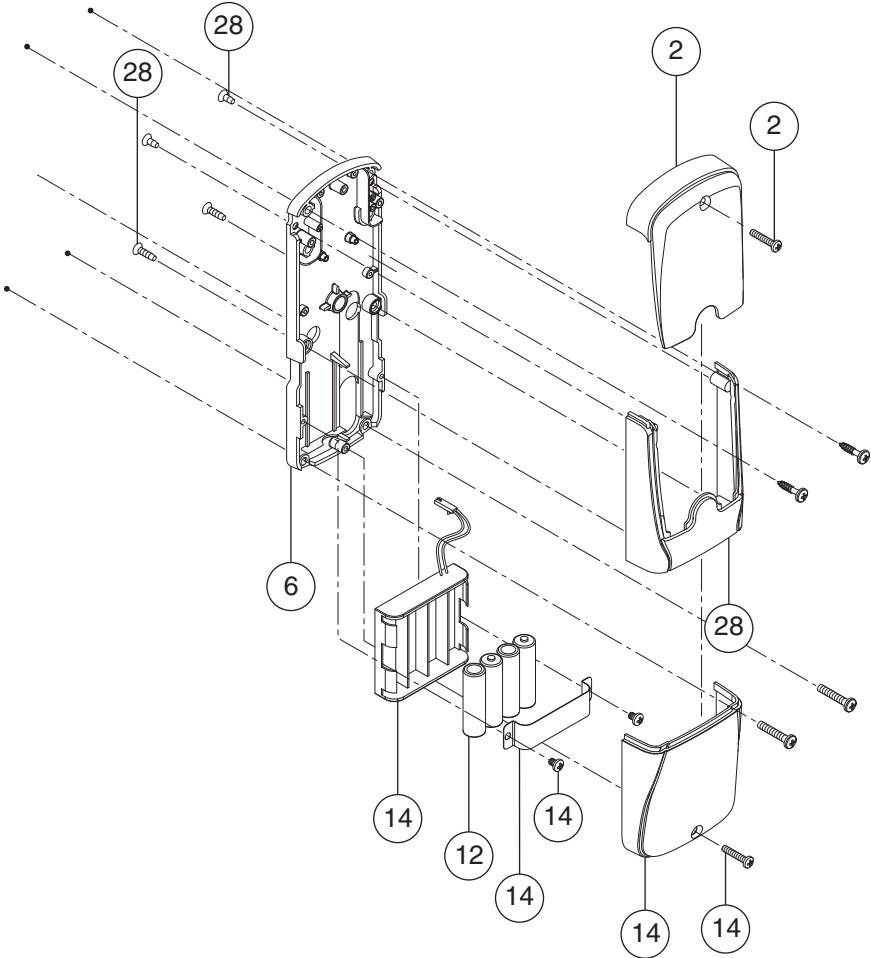
Number	Description	Part Number	
8❖***	Baseplate Subassembly, 993	See pg. 39	
15*	Cylinder	See pg. 48	
16	Gasket Kit, Outside	Gasket, Baseplate	46929162
		Gasket, Reader	
18*	Lever, Outside	See pg. 45	
21	Spring Cage, Outside	Spring Cage	See pg. 46
		Screws, Spring Cage	
		Gasket, O-Ring	
23**	USB Cover (10 pcs.)	46928719	
31*	Mounting Plate, 993	Mounting Plate	46929220
		Screws, Mounting Plate (2)	
33	Spindle and Hub Kit, 993	Tailpiece	46929295
		Clip, Tailpiece	
		Cover, Spindle, 993	
		Screw, Spindle Cover	
		Hub	
	Spring, Tailpiece, 993		

Number	Description	Part Number
37**	Baseplate Stand-Offs	See pg. 41
39	Wiring Harness	Classroom/Storeroom 23518392
43*†	Escutcheon, Keypad Only, MS/MD/993 (Assembly & Screws)	CO-200 23599087

- * Must specify Finish
- ** For CO-200 Only
- *** This item only available as part of Exterior Escutcheon Assembly
- ⌘ This item only available as part of Door Thickness Kit
- † If using GD/BD Cylinder and Lever preparation, use part number 23599079
- ❖ Must specify Cylinder Type and Handing

CO-200-993-M KEYPAD ONLY

Interior

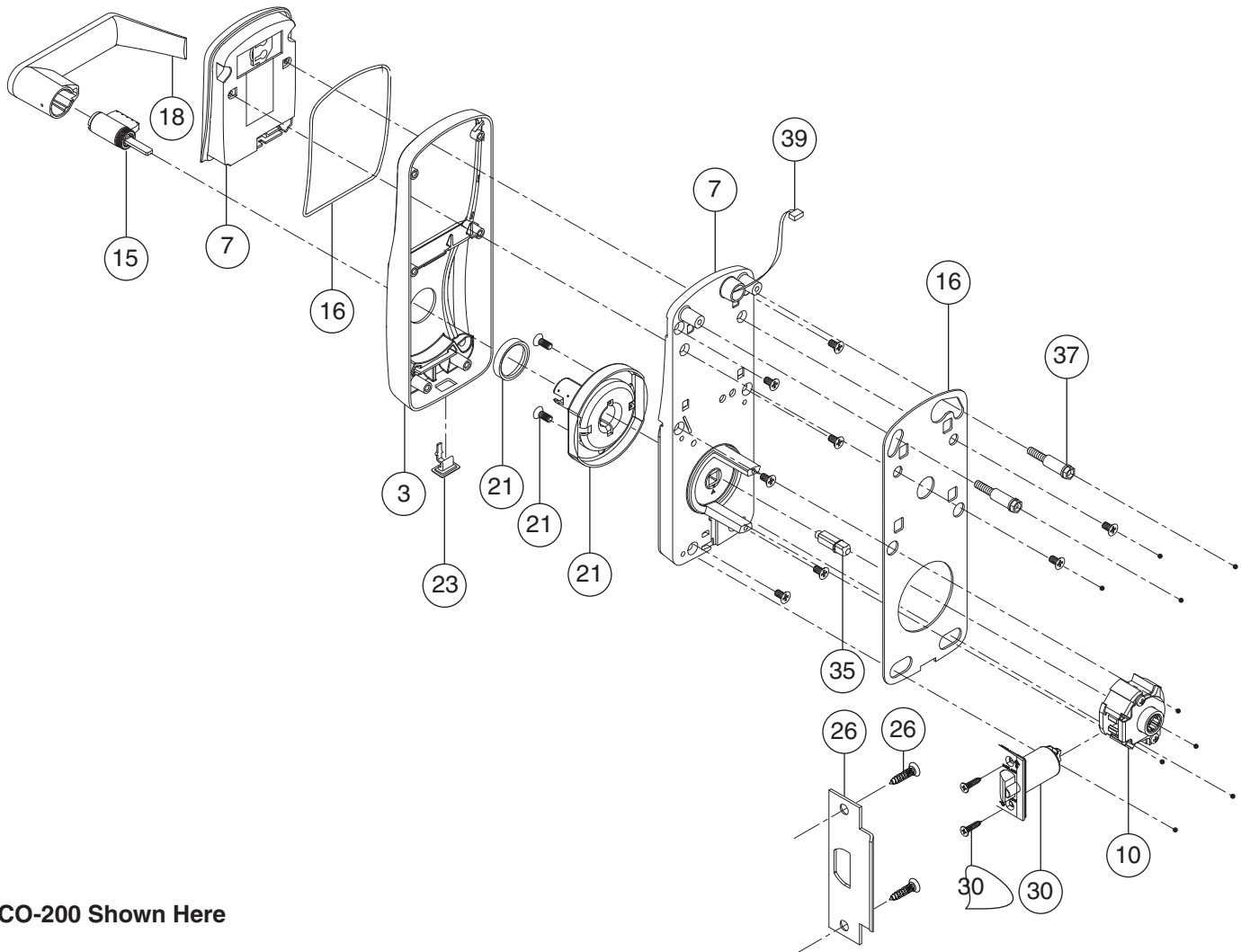


Number	Description		Part Number
2*	Cover	Cover Screw, Cover	COM200C
6	Baseplate Assembly, 993		23599251
12	Batteries, AA		F206-488
14*	4AA Battery Holder & Cover Kit	4AA Battery Holder	4B-E
		4AA Battery Strap	
		Screws, Battery Strap (2)	
		4AA Battery Cover	
		Screw, Battery Cover (1)	
28*	Escutcheon, 993	Escutcheon	46929279
		Screws, Escutcheon	

* Must specify Finish

CO-200/250-CY, ALL MODELS EXCEPT KEYPAD ONLY

Exterior



CO-200 Shown Here

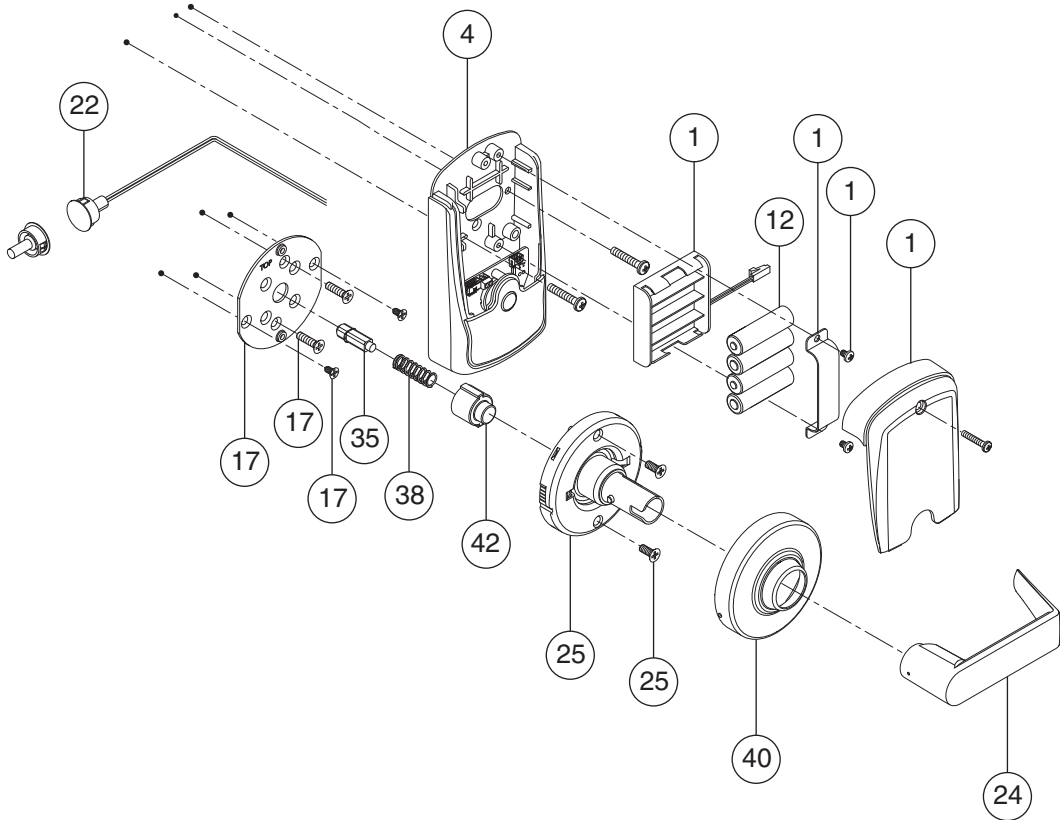
Number	Description		Part Number
3*	Escutcheon CY	Escutcheon Screws, Escutcheon	23599038
7***	Baseplate Subassembly & Reader Module, CY		See pg. 39
10	Latch Retractor		46928800
15*	Cylinder		See pg. 48
16	Gasket Kit, Outside	Gasket, Baseplate Gasket, Reader	46929154
18*	Lever, Outside		See pg. 45
21	Spring Cage, Outside	Spring Cage Screws, Spring Cage Gasket, O-Ring	See pg. 46
23**	USB Cover (10 pcs.)		46928719
26*	Strike, CY/MS/MD	Strike Screws, Strike	See pg. 44

Number	Description		Part Number
30*	Latch, CY	Latch, Screws, Latch	See pg. 50
35*	Spindle		See pg. 41
37*	Baseplate Stand-Offs		See pg. 41
39	Wiring Harness	Classroom/Storeroom Office/Privacy	23518392 23518384

- * Must specify Finish
- ** For CO-200 Only
- *** This item only available as part of Exterior Escutcheon Assembly
- ⌘ This item only available as part of Door Thickness Kit
- ❖ Must specify Cylinder Type and Handing

CO-200/250-CY, ALL MODELS EXCEPT KEYPAD ONLY

Interior



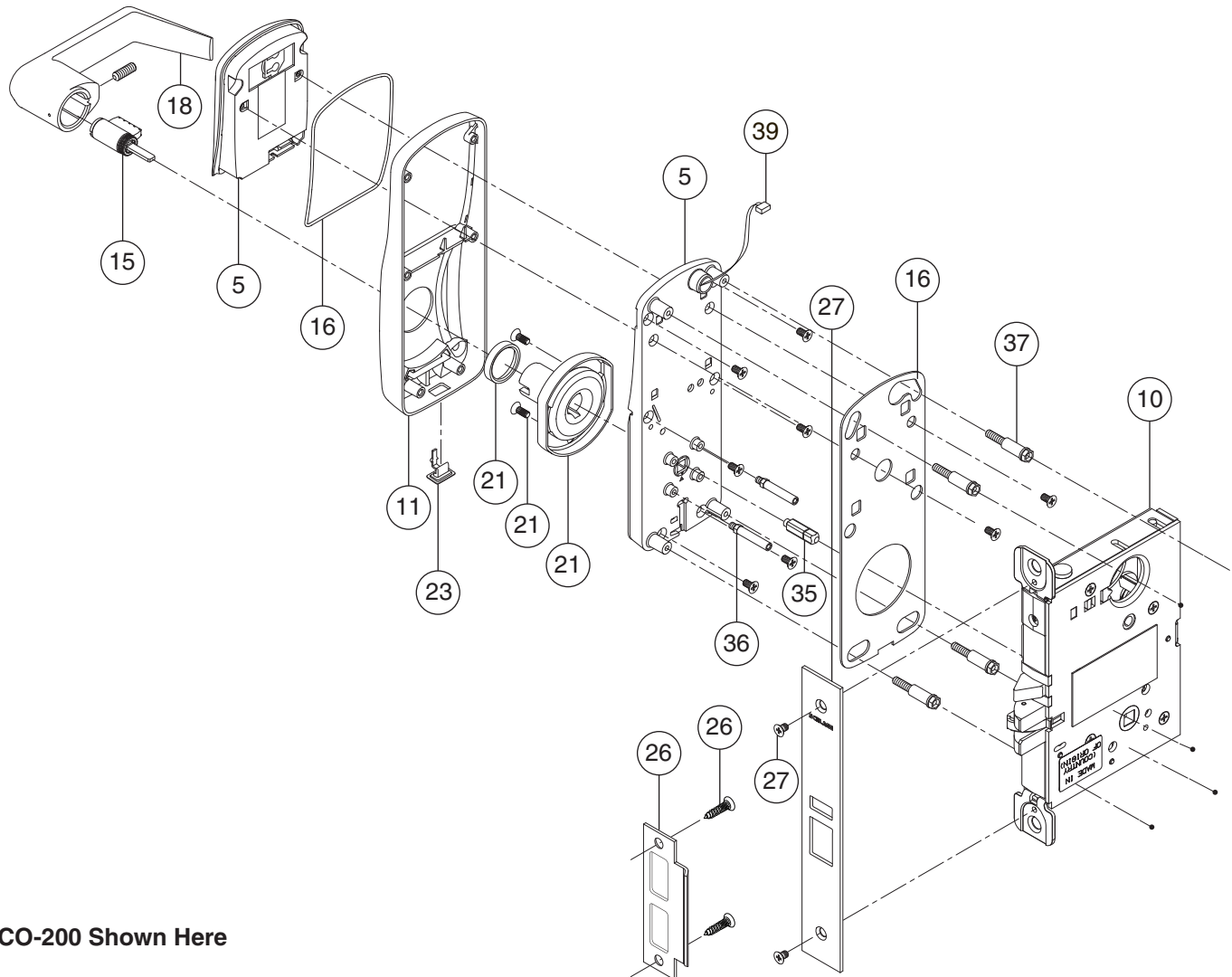
Number	Description		Part Number
1*	4AA Battery Holder & Cover Kit	4AA Battery Holder	4B-CM
		4AA Battery Strap	
		Screws, Battery Strap (2)	
		4AA Battery Cover	
		Screw, Battery Cover (1)	
4*	Escutcheon, without IPB	Escutcheon, Inside Screws, Escutcheon	23599327
	Escutcheon, with IPB	Escutcheon, Inside Screws, Escutcheon	23599335
12	Batteries, AA		F206-488
17	Inside Mounting Plate Kit	Mounting Plate	23599244
		Screws, Mounting Plate (4)	
22	Door Position Switch		46929121
24*	Lever, Inside		03-030

Number	Description		Part Number
25	Spring Cage, Inside	Spring Cage	23599210
		Screws, Spring Cage	
35*	Spindle		See pg. 41
38*	Spring		See pg. 41
40*	Rose, Inside		03-042-RHO
42	Hub		23599228

* Must specify Finish
 ‡ This item only available as part of Door Thickness Kit

CO-200/250-MS, ALL MODELS EXCEPT KEYPAD ONLY

Exterior



CO-200 Shown Here

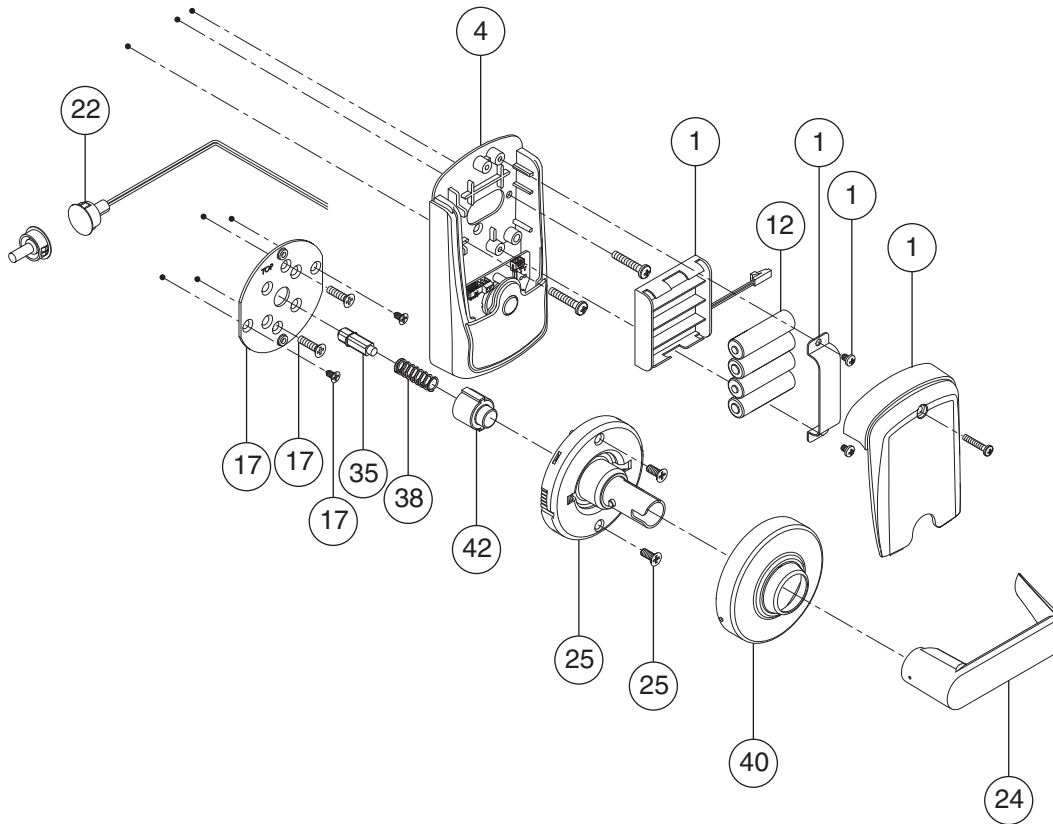
Number	Description	Part Number	
5❖***	Baseplate Subassembly & Reader Module, MS	See pg. 39	
10	Lock Case, Narrow, 1 1/16" wide	46928818	
	Lock Case, 1 1/4" wide	46928826	
11*†	Escutcheon, MS/MD/993 (Assembly & Screws)	23599046	
	Escutcheon Screws, Escutcheon		
15*	Cylinder	See pg. 48	
16	Gasket Kit, Outside	Gasket, Baseplate	46929162
		Gasket, Reader	
18*	Lever, Outside	See pg. 45	
21	Spring Cage, Outside	Spring Cage	See pg. 46
		Screws, Spring Cage	
		Gasket, O-Ring	
23**	USB Cover (10 pcs.)	46928719	

Number	Description		Part Number
26*	Strike	Strike	See pg. 44
		Screws, Strike	
27*	Armor Front, MS/MD	Armor Front	See pg. 44
		Screws, Armor Front	
35‡	Spindle	See pg. 41	
36‡	Stand-Offs, MS/MD	See pg. 41	
37‡	Baseplate Stand-Offs	See pg. 41	
39	Wiring Harness	Classroom/Storeroom	23518392

* Must specify Finish
 ** For CO-200 Only
 *** This item only available as part of Exterior Escutcheon Assembly
 ‡ This item only available as part of Door Thickness Kit
 † If using GD/BD Cylinder and Lever preparation, use part number 23599038
 ❖ Must specify Cylinder Type and Handing

CO-200/250-MS, ALL MODELS EXCEPT KEYPAD ONLY

Interior



Number	Description		Part Number
1*	4AA Battery Holder & Cover Kit	4AA Battery Holder	4B-CM
		4AA Battery Strap	
		Screws, Battery Strap (2)	
		4AA Battery Cover	
		Screw, Battery Cover (1)	
4*	Escutcheon, without IPB	Escutcheon, Inside	23599327
		Screws, Escutcheon	
	Escutcheon, with IPB	Escutcheon, Inside	23599335
		Screws, Escutcheon	
12	Batteries, AA		F206-488
17	Inside Mounting Plate Kit	Mounting Plate	23599244
		Screws, Mounting Plate (4)	
22	Door Position Switch		46929121
24*	Lever, Inside		03-030

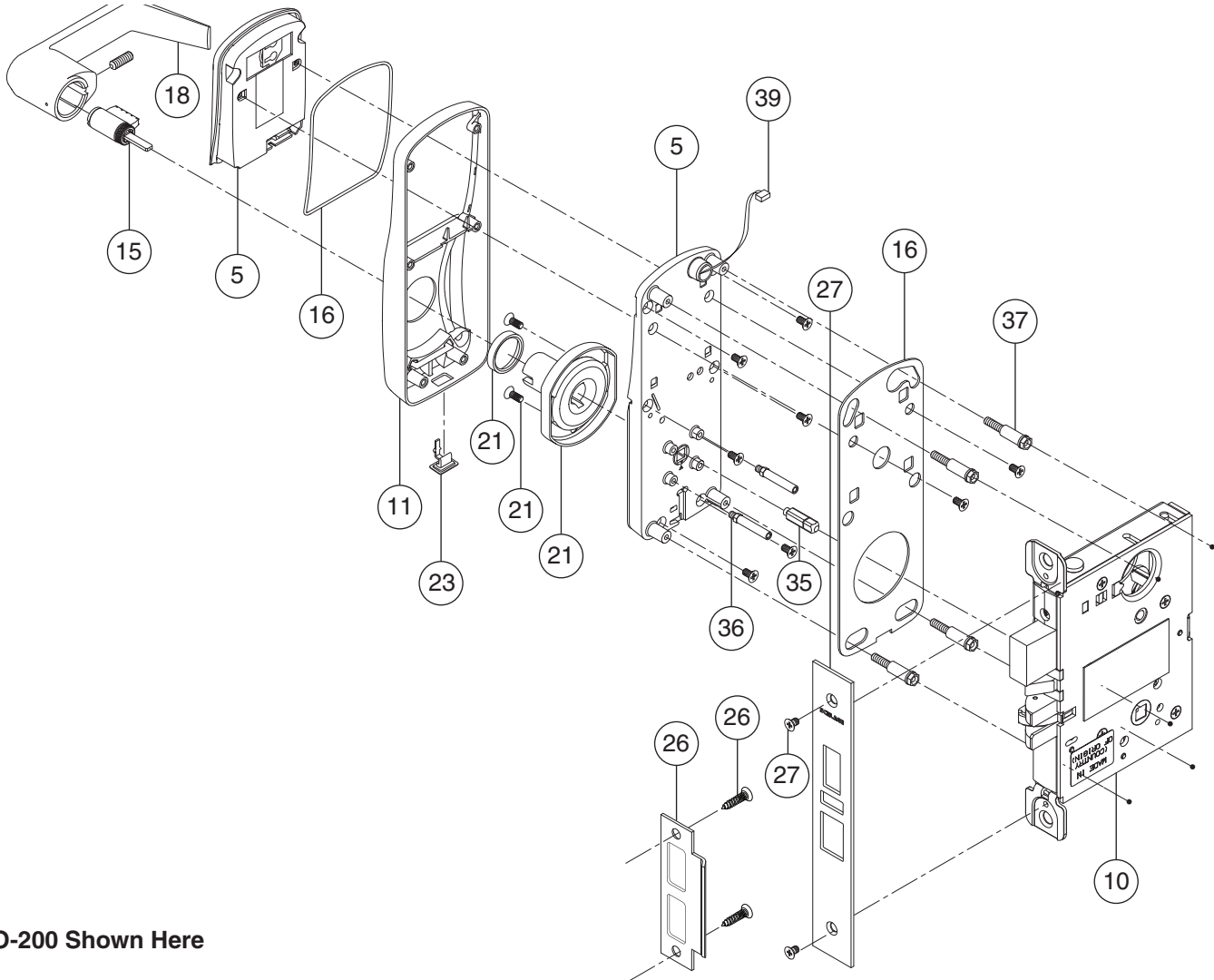
Number	Description		Part Number
25	Spring Cage, Inside	Spring Cage	23599210
		Screws, Spring Cage (2)	
35*	Spindle		See pg. 41
38*	Spring		See pg. 41
40*	Rose, Inside		03-042-RHO
42	Hub		23599228

* Must specify Finish

⌘ This item only available as part of Door Thickness Kit

CO-200/250-MD, ALL MODELS EXCEPT KEYPAD ONLY

Exterior



CO-200 Shown Here

Number	Description	Part Number
5❖***	Baseplate Subassembly & Reader Module, MS	See pg. 39
10	Lock Case, Narrow, 1 1/16" wide	46958834
	Lock Case, 1 1/4" wide	46928842
11*†	Escutcheon, MS/MD/993 (Assembly & Screws)	Escutcheon
		Screws, Escutcheon
23599046		
15*	Cylinder	See pg. 48
16	Gasket Kit, Outside	Gasket, Baseplate
		Gasket, Reader
46929162		
18*	Lever, Outside	See pg. 45
21	Spring Cage, Outside	Spring Cage
		Screws, Spring Cage
		Gasket, O-Ring
See pg. 46		
23**	USB Cover (10 pcs.)	46928719

Number	Description	Part Number
26*	Strike	Strike
		Screws, Strike
See pg. 44		
27*	Armor Front, MS/MD	Armor Front
		Screws, Armor Front
See pg. 44		
35**	Spindle	See pg. 41
36**	Stand-Offs, MS/MD	See pg. 41
37**	Baseplate Stand-Offs	See pg. 41
39	Wiring Harness	Classroom/Storeroom 23518392

* Must specify Finish

** For CO-200 Only

*** This item only available as part of Exterior Escutcheon Assembly

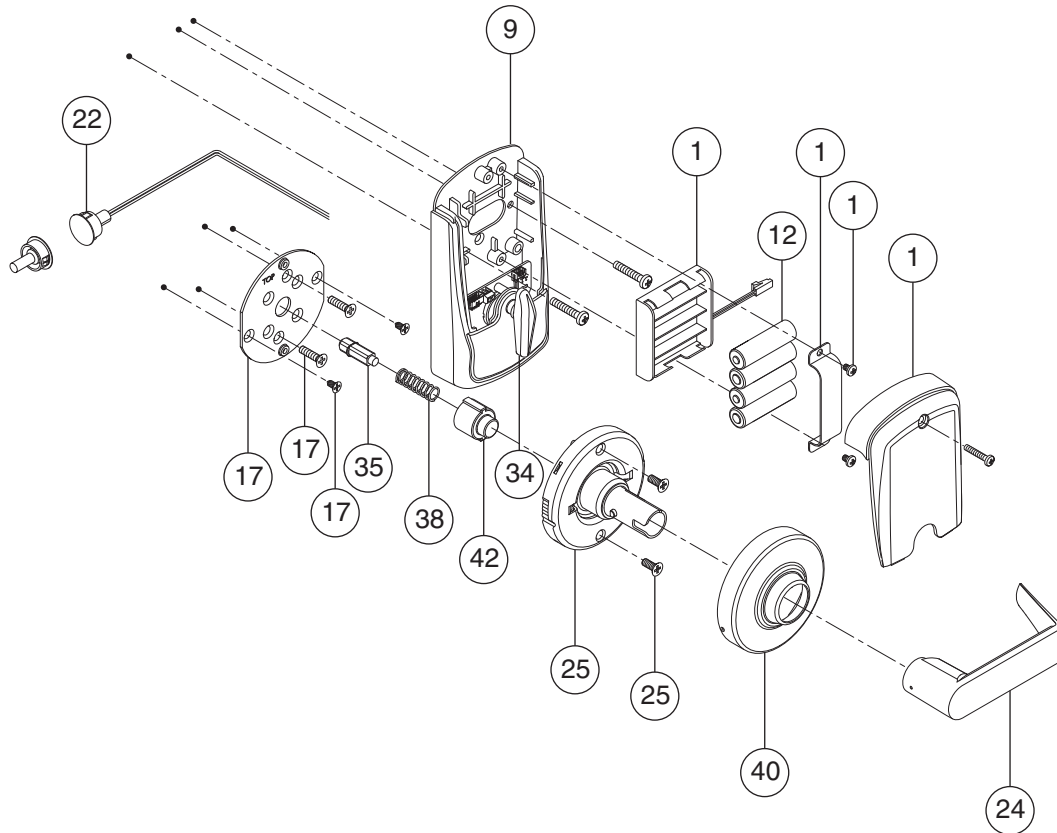
⌘ This item only available as part of Door Thickness Kit

† If using GD/BD Cylinder and Lever preparation, use part number 23599038

❖ Must specify Cylinder Type and Handing

CO-200/250-MD, ALL MODELS EXCEPT KEYPAD ONLY

Interior



Number	Description		Part Number
1*	4AA Battery Holder & Cover Kit	4AA Battery Holder	4B-CM
		4AA Battery Strap	
		Screws, Battery Strap (2)	
		4AA Battery Cover	
		Screw, Battery Cover (1)	
9*	Escutcheon, without IPB	Escutcheon, Inside	23599327
		Screws, Escutcheon	
	Escutcheon, with IPB	Escutcheon, Inside	23599335
		Screws, Escutcheon	
12	Batteries, AA		F206-488
17	Inside Mounting Plate Kit	Mounting Plate	23599244
		Screws, Mounting Plate (4)	
22	Door Position Switch		46929121
24*	Lever, Inside		03-030

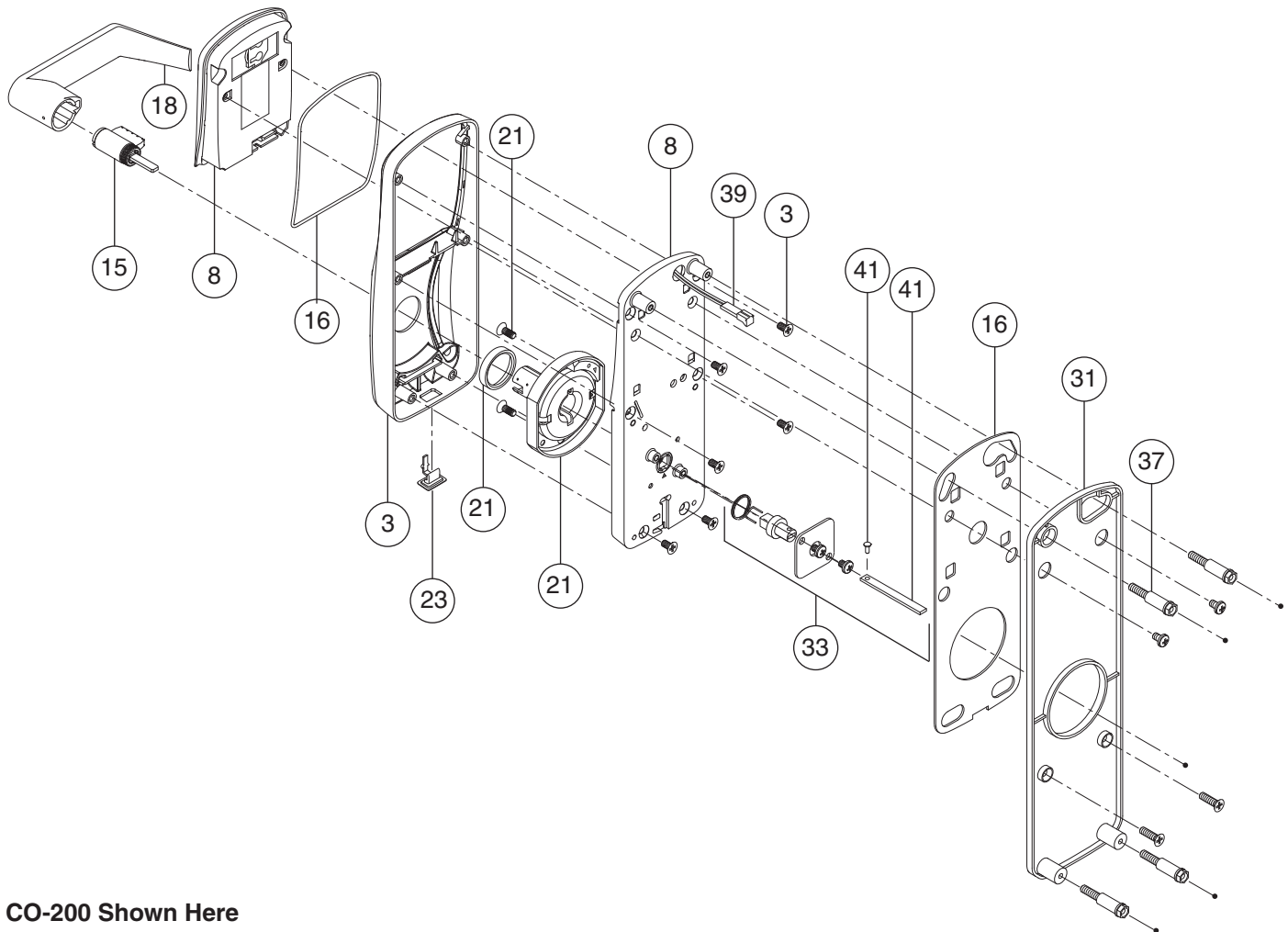
Number	Description		Part Number
25	Spring Cage, Inside	Spring Cage	23599210
		Screws, Spring Cage (2)	
34	Thumbturn, MD		46929113
35*	Spindle		See pg. 41
38*	Spring		See pg. 41
40*	Rose, Inside		03-042-RHO
42	Hub		23599228

* Must specify Finish

⌘ This item only available as part of Door Thickness Kit

CO-200/250-993-R, ALL MODELS EXCEPT KEYPAD ONLY

Exterior



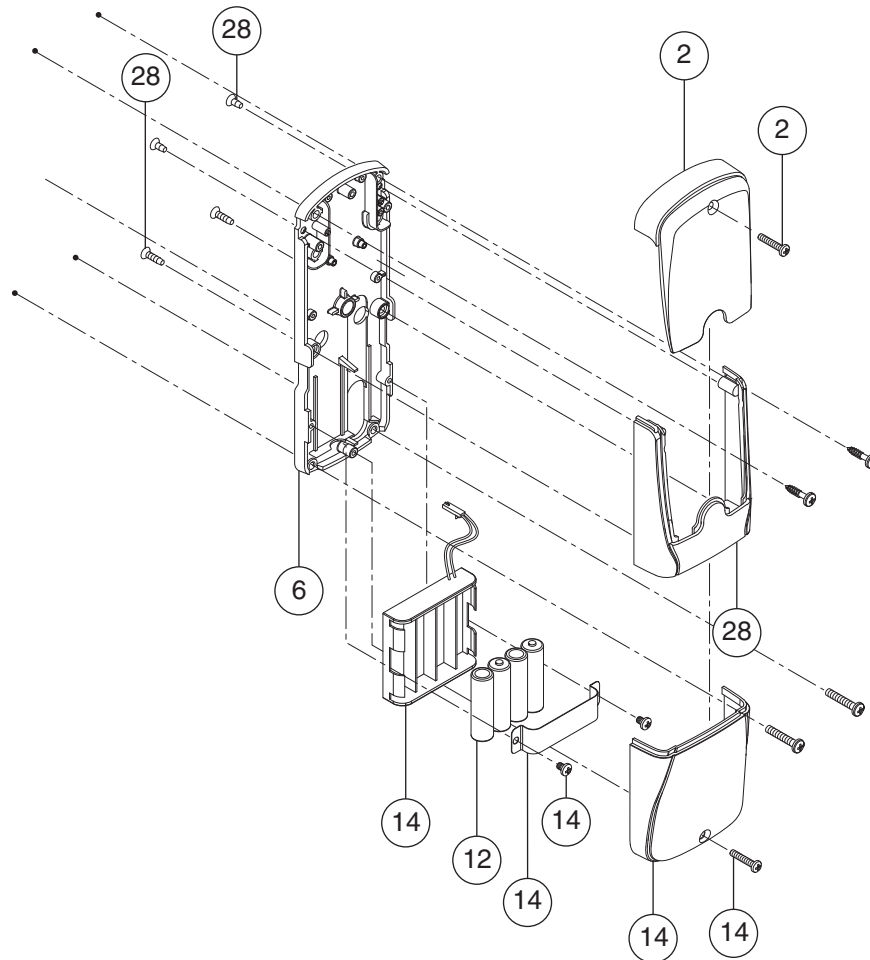
CO-200 Shown Here

Number	Description	Part Number	Number	Description	Part Number	
3*†	Escutcheon, MS/MD/993 (Assembly & Screws)	23599046	33	Tailpiece	46929295	
	Escutcheon			Twisted Tailpiece		
8****	Baseplate Subassembly & Reader Module, 993	See pg. 39		Clip, Tailpiece		
				Cover, Spindle, 993		
15*	Cylinder	See pg. 48		Screw, Spindle Cover		
16	Gasket Kit, Outside	46929162		Hub		
				Gasket, Baseplate		
	Gasket, Reader		Spring, Tailpiece, 993			
18*	Lever, Outside	See pg. 45	37*‡	Baseplate Stand-Offs	See pg. 41	
21	Spring Cage, Outside	See pg. 46	39	Wiring Harness	Classroom/Storeroom	
			41	Tailpiece Kit, 993	Tailpiece	46929303
					Clip, Tailpiece	
23**	USB Cover (10 pcs.)	46928719				
31*	Mounting Plate, 993	46929220				
			Mounting Plate			
	Screws, Mounting Plate (2)					

* Must specify Finish
 ** For CO-200 Only
 *** This item only available as part of Exterior Escutcheon Assembly
 ‡ This item only available as part of Door Thickness Kit
 † If using GD/BD Cylinder and Lever preparation, use part number 23599038
 ❖ Must specify Cylinder Type and Handing

CO-200/250-993-R, ALL MODELS EXCEPT KEYPAD ONLY

Interior

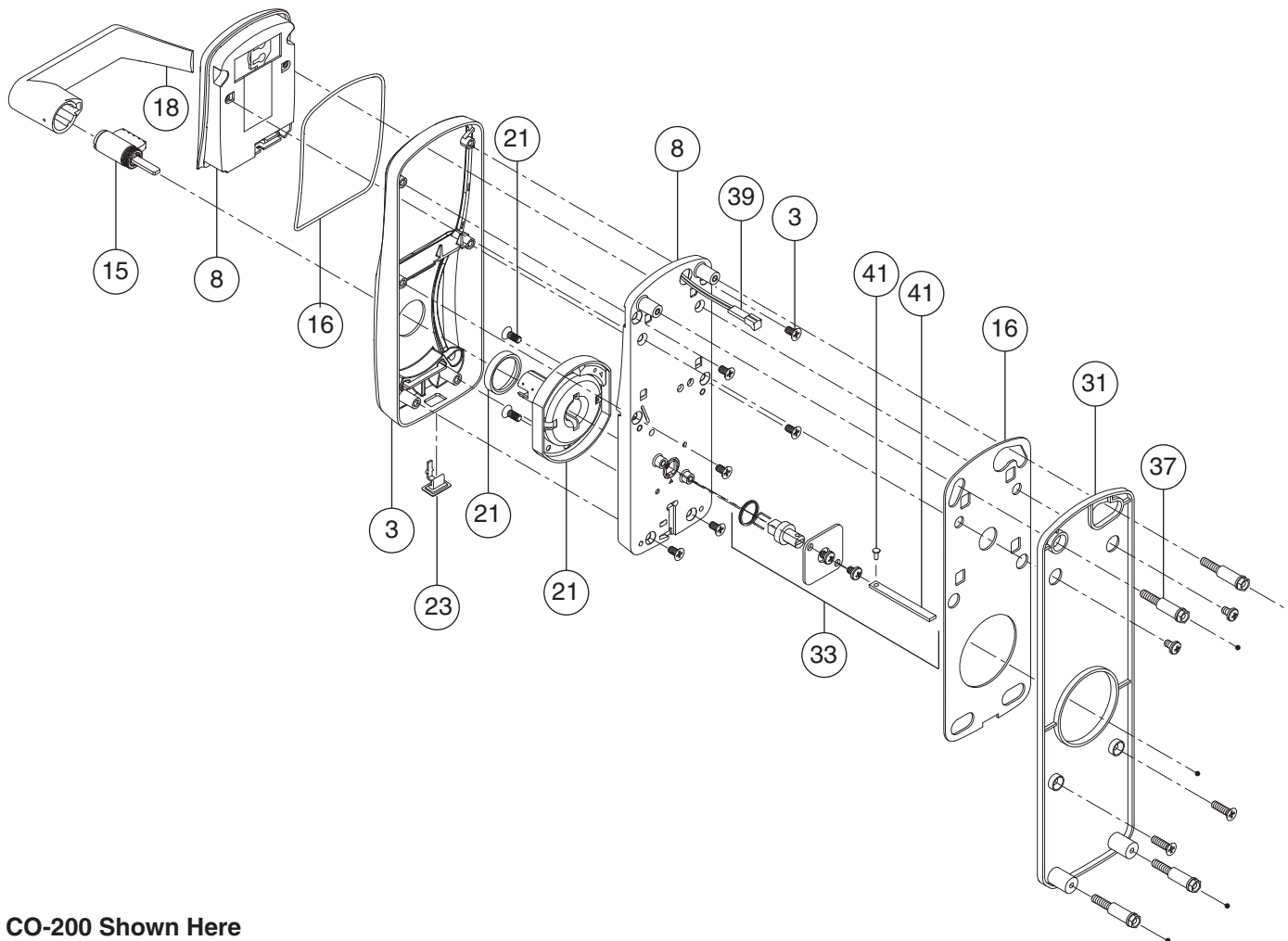


Number	Description		Part Number
2*	Cover	Cover Screw, Cover	COM200C
6	Baseplate Assembly, 993		23599251
12	Batteries, AA		F206-488
14*	4AA Battery Holder & Cover Kit	4AA Battery Holder	4B-E
		4AA Battery Strap	
		Screws, Battery Strap (2)	
		4AA Battery Cover	
		Screw, Battery Cover (1)	
28*	Escutcheon, 993	Escutcheon	46929279
		Screws, Escutcheon	

* Must specify Finish

CO-200/250-993-S, ALL MODELS EXCEPT KEYPAD ONLY

Exterior



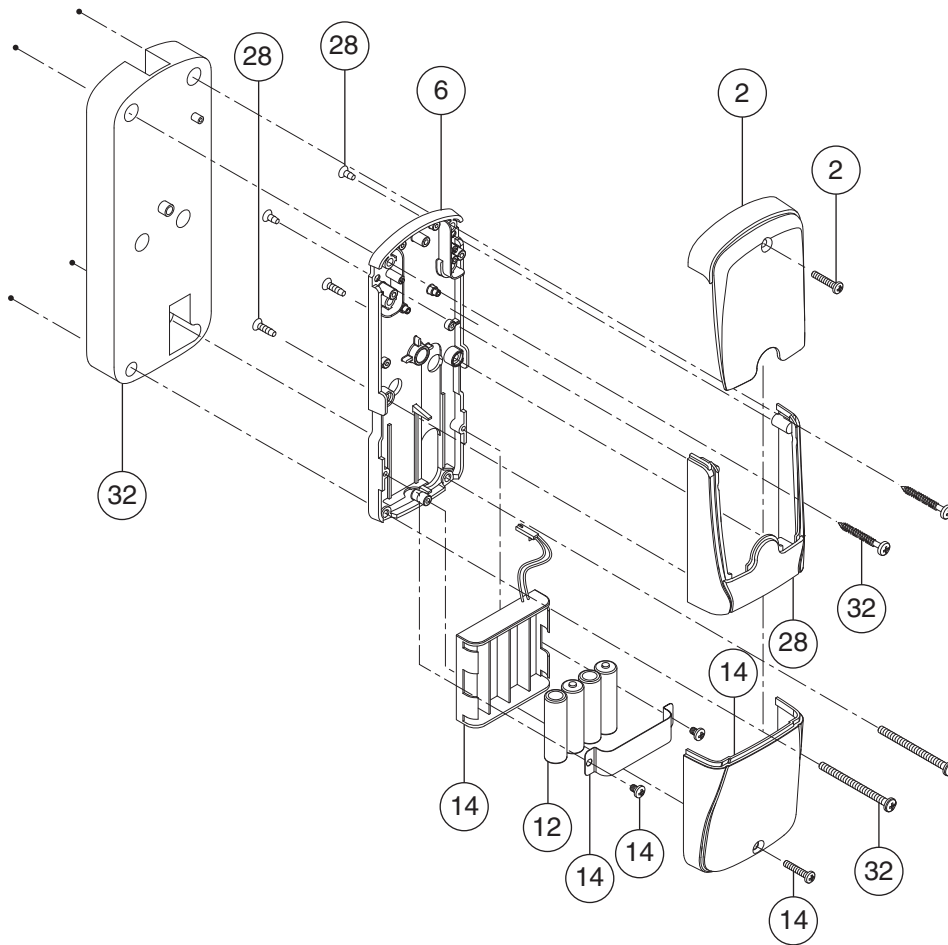
CO-200 Shown Here

Number	Description	Part Number	Number	Description	Part Number	
3*†	Escutcheon, MS/MD/993 (Assembly & Screws)	23599046	33	Tailpiece	46929295	
	Screws, Escutcheon			Twisted Tailpiece		
8❖***	Baseplate Subassembly & Reader Module, 993	See pg. 39		Clip, Tailpiece		
15*	Cylinder	See pg. 48		Cover, Spindle, 993		
16	Gasket Kit, Outside	46929162		Screw, Spindle Cover		
				Gasket, Baseplate		Hub
	Gasket, Reader			Spring, Tailpiece, 993		
18*	Lever, Outside	See pg. 45	37**	Baseplate Stand-Offs	See pg. 41	
21	Spring Cage, Outside	See pg. 46	39	Wiring Harness	Classroom/Storeroom	
			41	Tailpiece Kit, 993	Tailpiece	46929303
					Clip, Tailpiece	
23**	USB Cover (10 pcs.)	46928719				
31*	Mounting Plate, 993	46929220				
			Mounting Plate			
	Screws, Mounting Plate (2)					

* Must specify Finish
 ** For CO-200 Only
 *** This item only available as part of Exterior Escutcheon Assembly
 ❖ This item only available as part of Door Thickness Kit
 † If using GD/BD Cylinder and Lever preparation, use part number 23599038
 ❖ Must specify Cylinder Type and Handing

CO-200/250-993-S, ALL MODELS EXCEPT KEYPAD ONLY

Interior

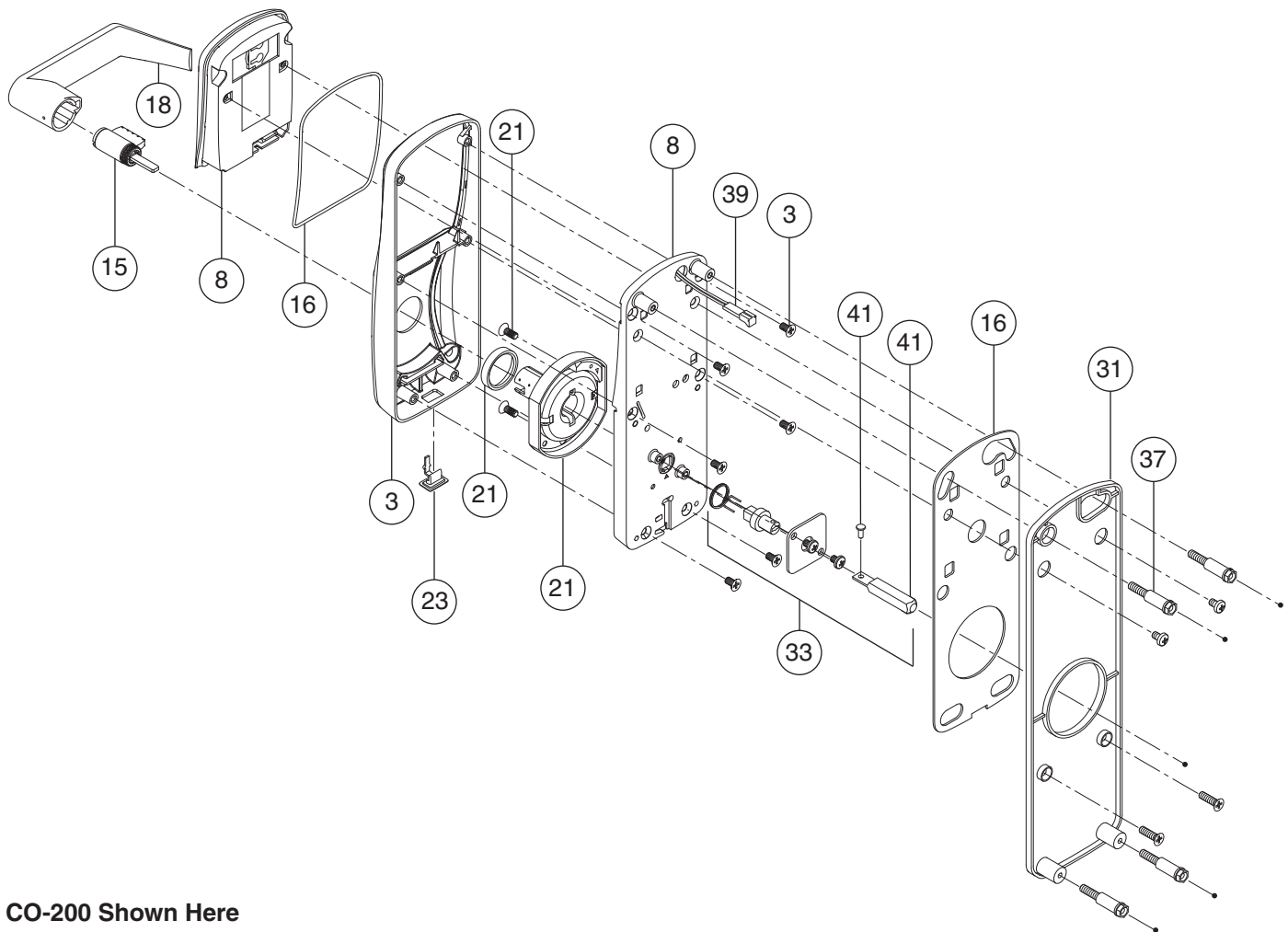


Number	Description		Part Number
2*	Cover	Cover Screw, Cover	COM200C
6	Baseplate Assembly, 993		23599251
12	Batteries, AA		F206-488
14*	4AA Battery Holder & Cover Kit	4AA Battery Holder	4B-E
		4AA Battery Strap	
		Screws, Battery Strap (2)	
		4AA Battery Cover	
		Screw, Battery Cover (1)	
28*	Escutcheon, 993	Escutcheon	46929279
		Screws, Escutcheon	
32	Baseplate Spacer, 993-S	Spacer	46929238
		Screws, Spacer	

* Must specify Finish

CO-200/250-993-M, ALL MODELS EXCEPT KEYPAD ONLY

Exterior



CO-200 Shown Here

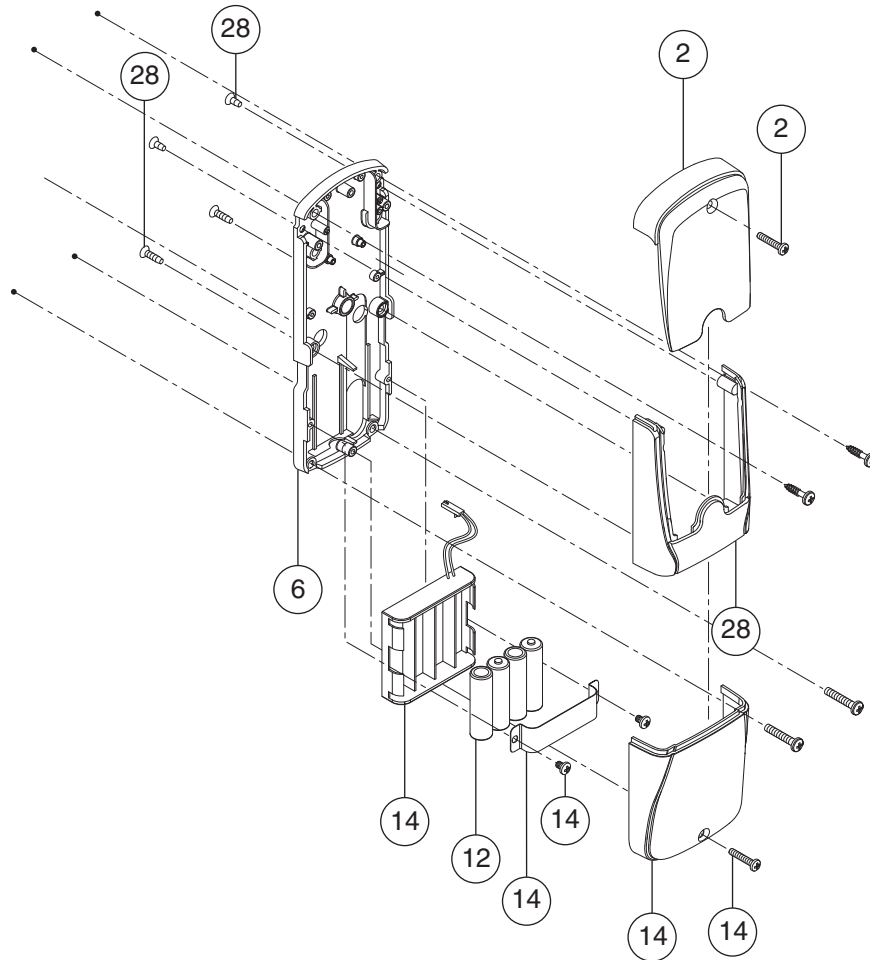
Number	Description		Part Number
3*†	Escutcheon, MS/MD/993 (Assembly & Screws)	Escutcheon	23599046
		Screws, Escutcheon	
8❖***	Baseplate Subassembly & Reader Module, 993		See pg. 39
15*	Cylinder		See pg. 48
16	Gasket Kit, Outside	Gasket, Baseplate	46929162
		Gasket, Reader	
18*	Lever, Outside		See pg. 45
21	Spring Cage, Outside	Spring Cage	See pg. 46
		Screws, Spring Cage	
		Gasket, O-Ring	
23**	USB Cover (10 pcs.)		46928719
31*	Mounting Plate, 993	Mounting Plate	46929220
		Screws, Mounting Plate (2)	

Number	Description		Part Number
33	Spindle and Hub Kit, 993	Tailpiece	46929295
		Clip, Tailpiece	
		Cover, Spindle, 993	
		Screw, Spindle Cover	
		Hub	
		Spring, Tailpiece, 993	
37**	Baseplate Stand-Offs		See pg. 41
39	Wiring Harness	Classroom/Storeroom	23518392

- * Must specify Finish
- ** For CO-200 Only
- *** This item only available as part of Exterior Escutcheon Assembly
- ❖ This item only available as part of Door Thickness Kit
- † If using GD/BD Cylinder and Lever preparation, use part number 23599038
- ❖ Must specify Cylinder Type and Handing

CO-200/250-993-M, ALL MODELS EXCEPT KEYPAD ONLY

Interior

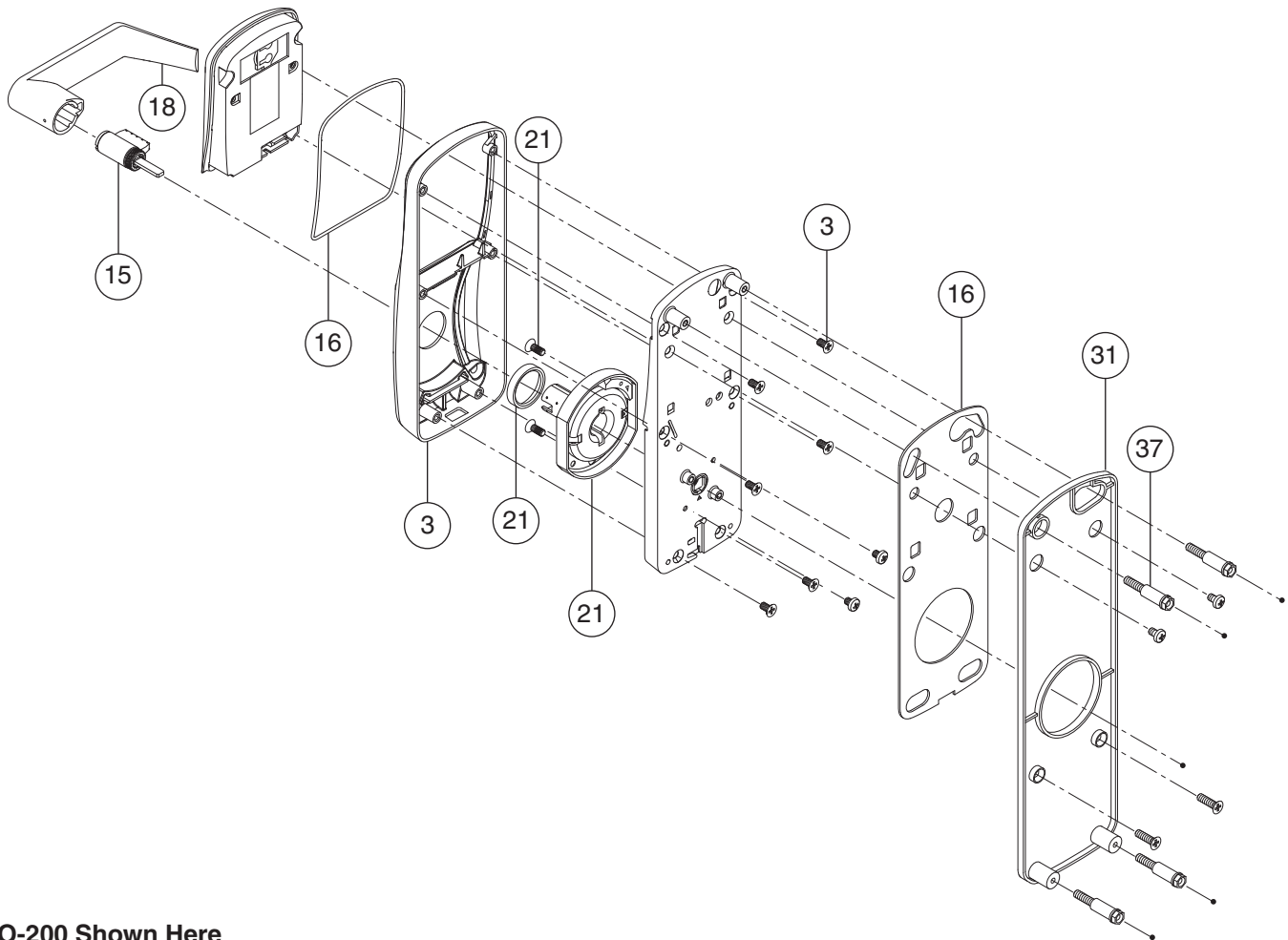


Number	Description		Part Number
2*	Cover	Cover Screw, Cover	COM200C
6	Baseplate Assembly, 993		23599251
12	Batteries, AA		F206-488
14*	4AA Battery Holder & Cover Kit	4AA Battery Holder	4B-E
		4AA Battery Strap	
		Screws, Battery Strap (2)	
		4AA Battery Cover	
		Screw, Battery Cover (1)	
28*	Escutcheon, 993	Escutcheon	46929279
		Screws, Escutcheon	

* Must specify Finish

CO-993-DT

Exterior



CO-200 Shown Here

Number	Description		Part Number
3*†	Escutcheon, MS/MD/993 (Assembly & Screws)	Escutcheon	23599046
		Screws, Escutcheon	
15*	Cylinder		See pg. 48
16	Gasket Kit, Outside	Gasket, Baseplate	46929154
		Gasket, Reader	
18*	Lever, Outside		See pg. 45
21	Spring Cage, Outside	Spring Cage	See pg. 46
		Screws, Spring Cage	
		Gasket, O-Ring	
31*	Mounting Plate, 993	Mounting Plate	46929220
		Screws, Mounting Plate (2)	
37‡	Baseplate Stand-Offs		See pg. 41

* Must specify Finish

‡ This item only available as part of Door Thickness Kit

† If using GD/BD Cylinder and Lever preparation, use part number 23599038

EXTERIOR ESCUTCHEON ASSEMBLIES WITH READER MODULES

Outside Escutcheon Assemblies are used to replace existing Baseplate Subassemblies and Reader Modules. Outside Escutcheons will include outside escutcheon assembly, less lever and cylinder. If a lever or cylinder are required, these must be ordered separately.

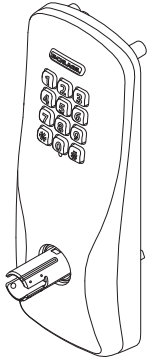
To order, specify **EXT** at the beginning of the ordering string procedure detailed on page 51. Please contact customer service for more information.

Ordering example for a CO 200 MSK exterior escutcheon: **EXT-CO-200-CY-70-MSK-LLL-626-PD-RH**.

Keypad Only
Part Number: KP

Available In:
CO-100, CO-200

Available Finishes:
605, 606, 612, 619,
625, 626, 626AM,
643E



Magnetic Stripe (Swipe) (Track 1, 2 or 3)
Part Number: MS

Available In:
CO-200, CO-250


Available Finishes:
605, 606, 612, 619,
625, 626, 626AM,
643E



Magnetic Stripe (Swipe) with Keypad (Track 1, 2 or 3)
Part Number: MSK

Available In:
CO-200, CO-250

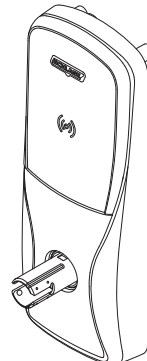
Available Finishes:
605, 606, 612, 619,
625, 626, 626AM,
643E



Proximity
Part Number: PR

Available In:
CO-200

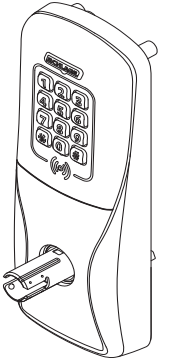
Available Finishes:
605, 606, 612, 643E
(BRN Reader)
619, 625, 626, 626AM
(GRY Reader)



Proximity with Keypad
Part Number: PRK

Available In:
CO-200

Available Finishes:
605, 606, 612, 643E
(BRN Reader)
619, 625, 626, 626AM
(GRY Reader)



Non-Functioning Dummy Trim Reader Cover
Part Number: DT

Available In:
CO-993-DT

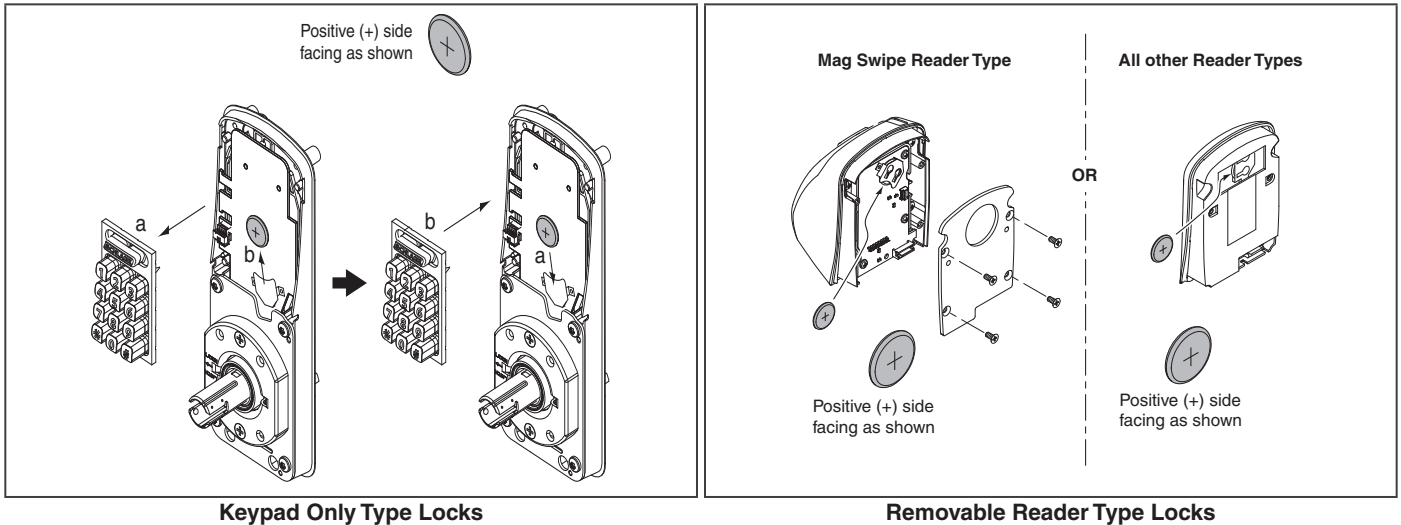
Available Finishes:
605, 606, 612, 643E
(BRN Reader)
619, 625, 626, 626AM
(GRY Reader)



CO-200/250 COIN CELL BATTERY REPLACEMENT

Keypad Only locks contain the coin cell battery and holder on the PC Board Assembly, while the Removable Reader Type locks have the coin cell battery within the back of the Reader Module.

Coin cell part number: 46929147



DECORATIVE PLATES

Decorative Plates are used to cover exposed holes when retrofitting from existing locks to CO-Series locks. Except for Exit Trim Decorative Plate, all plates are 3.5" wide and 0.075" thick. The size of plate required will vary based on the size and location of holes being covered. Retrofit information can be found at www.schlage.com/support.

Part Number	23631823	23760267	23760283	23760317	23760325	23760309	23760291	23760259	23760275
Description	Exit Trim Decorative Plate (1.5" H x 3.25" W x 0.105" D)	1.7" Decorative Plate	3.2" Decorative Plate	6" Decorative Plate	6.6" Decorative Plate	8" Decorative Plate	8" Decorative Plate	10.5" Decorative Plate	12" Decorative Plate

* Each plate is 0.075" thick, so if two Under Device Plate are required, the over door thickness will increase by more than 1/8".

① **Note:** Please consider door thickness when specifying a new CO-Series lock or ordering a Door Thickness Kit. See page 41 for Door Thickness Kits.

Example order: For CO 10.5" Decorative Plate with a 626 Finish, order would be: 23760259-626

DOOR THICKNESS KIT

The Door Thickness Kit is used to install a lock on a door that is thicker or thinner than 1 3/4". Use the chart below to determine what is needed. This kit can also be used as replacement parts. Locks cannot be installed on doors thicker than 2 3/4" or thinner than 1 3/8".

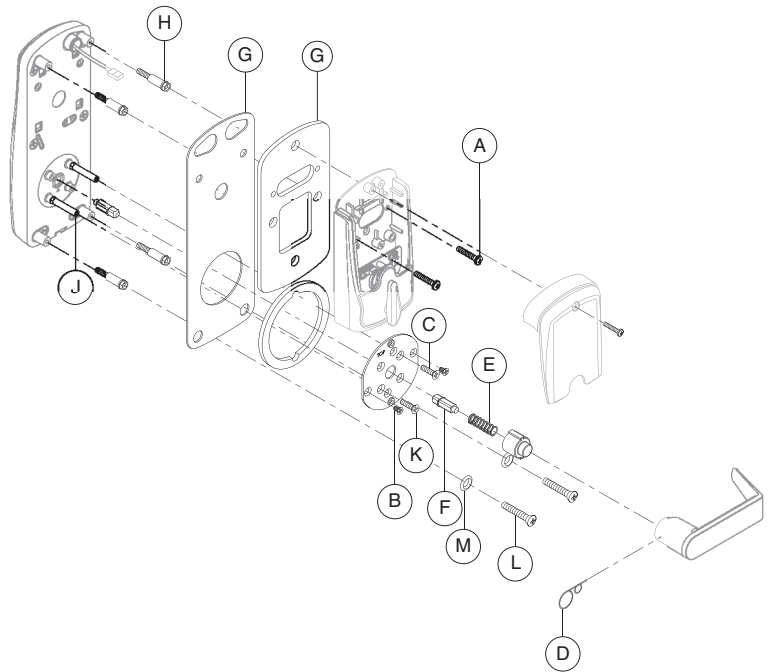
Compatibility:

Models	CO-100 / CO-200
Types	CY / MS / MD

Lock Type	Door Thickness	Kit Number	Contents (Item Letters)	Lock Type	Door Thickness	Kit Number	Contents (Item Letters)
CY	1 3/8"	23599376-138	A, B, C, D, E, F, G, H	MS/MD	1 3/8"	23599384-138	A, B, D, E, F, G, H, J, K, L, M
	1 1/2"	23599376-112	A, B, C, D, E, F, G, H		1 1/2"	23599384-112	A, B, D, E, F, G, H, J, K, L, M
	1 5/8"	23599376-158	A, B, C, D, E, F, G, H		1 5/8"	23599384-158	A, B, D, E, F, G, H, J, K, L, M
	1 3/4" (Standard)	23599376-134	A, B, C, D, E, F, H		1 3/4" (Standard)	23599384-134	A, B, D, E, F, G, H, J, K, L, M
	1 7/8"	23599376-178	A, B, C, D, E, F, H		1 7/8"	23599384-178	A, B, D, E, F, G, H, J, K, L, M
	2"	23599376-200	A, B, C, D, E, F, H		2"	23599384-200	A, B, D, E, F, G, H, J, K, L, M
	2 1/8"	23599376-218	A, B, C, D, E, F, H		2 1/8"	23599384-218	A, B, D, E, F, G, H, J, K, L, M
	2 1/4"	23599376-214	A, B, C, D, E, F, H		2 1/4"	23599384-214	A, B, D, E, F, G, H, J, K, L, M
	2 3/8"	23599376-238	A, B, C, D, E, F, H		2 3/8"	23599384-238	A, B, D, E, F, G, H, J, K, L, M
	2 1/2"	23599376-212	A, B, C, D, E, F, H		2 1/2"	23599384-212	A, B, D, E, F, G, H, J, K, L, M
	2 5/8"	23599376-258	A, B, C, D, E, F, H		2 5/8"	23599384-258	A, B, D, E, F, G, H, J, K, L, M
2 3/4"	23599376-234	A, B, C, D, E, F, H	2 3/4"	23599384-234	A, B, D, E, F, G, H, J, K, L, M		

Item Letter	Description	Quantity
A*	Baseplate Top Screws	2
B*	UL Door Plate Screws	2
C*	UL Plate to Outside Baseplate, CY	2
D	Pin Wrench for Lever	1
E	Spring, Inside Spindle	1
F	Spindle Assembly	2
G	Shim Plates	3
H	Standoffs	CY-2 MS/MD-4
J	Mortise Standoffs	2
K	UL Plate to Outside Baseplate, MS/MD	2
L	Bottom Oval Head Mounting Screws	2
M	Finishing Washer	2

* The length of these items varies by door thickness. See charts on page 42 for more information.



EXIT DEVICE DOOR THICKNESS KITS

This kit includes mounting hardware for the 993 series trims. When ordering this kit, door thickness and trim finish specification is required.

Part Number	Kit Description	Contents	Specify Finish
46929287*	Mounting Hardware Kit, 993	(2) Upper Mounting Bolts	•
		(4) Lower Mounting Bolts	
		(2) Reader Mounting Bolts	

MOUNTING SCREW AND SPINDLE DETAILS FOR CY, MS, AND MD

The charts below show the details of items that vary by door thickness. These parts are not sold individually. They can be purchased within the Door Thickness Kits which are shown on page 41.

Item	Baseplate Mounting Screws Type and Length	Door Thickness											
		1 ³ / ₈ "	1 ¹ / ₂ "	1 ⁵ / ₈ "	1 ³ / ₄ "	1 ⁷ / ₈ "	2"	2 ¹ / ₈ "	2 ¹ / ₄ "	2 ³ / ₈ "	2 ¹ / ₂ "	2 ⁵ / ₈ "	2 ³ / ₄ "
A	#10-24 x 7/8" Pan Head Phillips Machine Screw	x	x	x	x								
	#10-24 x 1 1/8" Pan Head Phillips Machine Screw	x	x	x		x	x						
	#10-24 x 1 3/8" Pan Head Phillips Machine Screw							x	x				
	#10-24 x 1 5/8" Pan Head Phillips Machine Screw									x	x		
	#10-24 x 1 7/8" Pan Head Phillips Machine Screw											x	x

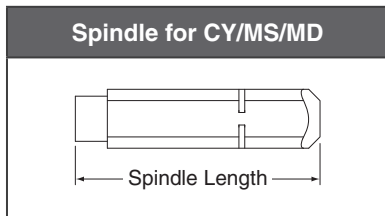
Item	UL Door Plate Screws Type and Length	Door Thickness											
		1 ³ / ₈ "	1 ¹ / ₂ "	1 ⁵ / ₈ "	1 ³ / ₄ "	1 ⁷ / ₈ "	2"	2 ¹ / ₈ "	2 ¹ / ₄ "	2 ³ / ₈ "	2 ¹ / ₂ "	2 ⁵ / ₈ "	2 ³ / ₄ "
B	#8-32 x 3/8" Flat Head Phillips Machine Screw	x	x	x	x	x	x	x	x	x	x	x	x
	#8-32 x 7/16" Flat Head Phillips Machine Screw	x	x	x									

Item	Outside Baseplate Screws for UL Plate Type and Length	Door Thickness											
		1 ³ / ₈ "	1 ¹ / ₂ "	1 ⁵ / ₈ "	1 ³ / ₄ "	1 ⁷ / ₈ "	2"	2 ¹ / ₈ "	2 ¹ / ₄ "	2 ³ / ₈ "	2 ¹ / ₂ "	2 ⁵ / ₈ "	2 ³ / ₄ "
C	#8-32 x 1" Flat Head Phillips Machine Screw	x	x	x	x	x	x						
	#8-32 x 1 3/8" Flat Head Phillips Machine Screw							x	x	x	x	x	x

Item	Spindle Assembly Type and Length	Door Thickness											
		1 ³ / ₈ "	1 ¹ / ₂ "	1 ⁵ / ₈ "	1 ³ / ₄ "	1 ⁷ / ₈ "	2"	2 ¹ / ₈ "	2 ¹ / ₄ "	2 ³ / ₈ "	2 ¹ / ₂ "	2 ⁵ / ₈ "	2 ³ / ₄ "
F	CY Spindle Assembly 1.30"	x	x	x	x	x	x						
	CY Spindle Assembly 1.50"							x	x	x			
	CY Spindle Assembly 1.70"										x	x	x
	MS/MD Assembly Spindle 1.65"	x	x	x	x	x	x						
	MS/MD Assembly Spindle 1.84"							x	x	x			
	MS/MD Assembly Spindle 2.02"										x	x	x

Item	Outside Baseplate Standoff Screws for UL Plate Type and Length	Door Thickness											
		1 ³ / ₈ "	1 ¹ / ₂ "	1 ⁵ / ₈ "	1 ³ / ₄ "	1 ⁷ / ₈ "	2"	2 ¹ / ₈ "	2 ¹ / ₄ "	2 ³ / ₈ "	2 ¹ / ₂ "	2 ⁵ / ₈ "	2 ³ / ₄ "
K	#10-24 x 3/4" Flat Head Phillips Machine Screw	x	x	x	x	x							
	#10-24 x 1" Flat Head Phillips Machine Screw	x	x	x			x	x					
	#10-24 x 1 1/4" Flat Head Phillips Machine Screw								x	x			
	#10-24 x 1 1/2" Flat Head Phillips Machine Screw										x	x	
	#10-24 x 1 3/4" Flat Head Phillips Machine Screw												x

Item	Bottom Mounting Screws Type and Length	Door Thickness											
		1 ³ / ₈ "	1 ¹ / ₂ "	1 ⁵ / ₈ "	1 ³ / ₄ "	1 ⁷ / ₈ "	2"	2 ¹ / ₈ "	2 ¹ / ₄ "	2 ³ / ₈ "	2 ¹ / ₂ "	2 ⁵ / ₈ "	2 ³ / ₄ "
M	#10-24 x 3/4" Oval Head Phillips Machine Screw	x	x										
	#10-24 x 1" Oval Head Phillips Machine Screw			x	x								
	#10-24 x 1 1/4" Oval Head Phillips Machine Screw					x	x						
	#10-24 x 1 1/2" Oval Head Phillips Machine Screw							x	x				
	#10-24 x 1 3/4" Oval Head Phillips Machine Screw									x	x		
	#10-24 x 2" Oval Head Phillips Machine Screw											x	x



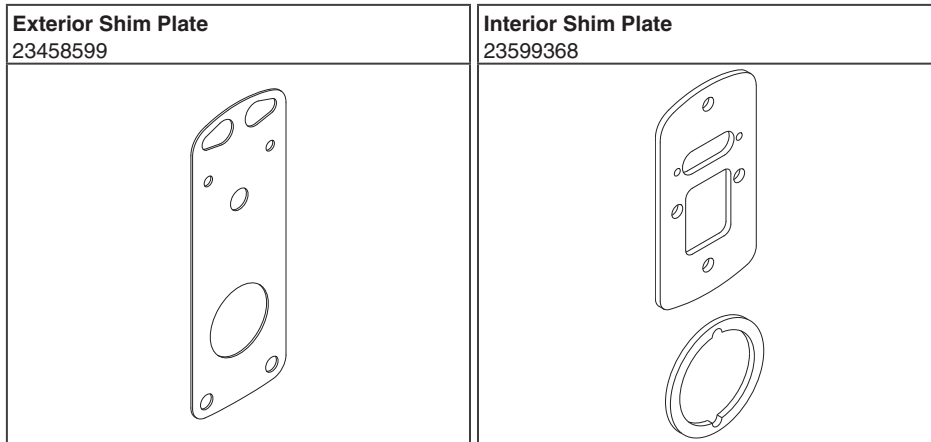
THIN DOOR SHIMS

Thin Door Shims are used to install a lock on a door that is thinner than 1¼". These shims are sold in the Door Thickness Kit and individually.

Compatibility:

Models	CO-100 / CO-200
Types	CY / MS / MD

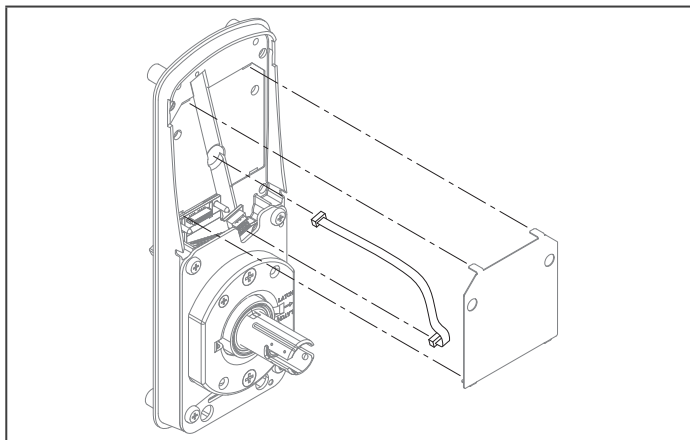
Description	Part Number	Quantity of Shims Required		
		1⅜" Door	1½" Door	1⅝" Door
Exterior Shim Plate	23458599	3	2	1
Interior Shim Plate	23599368	3	2	1



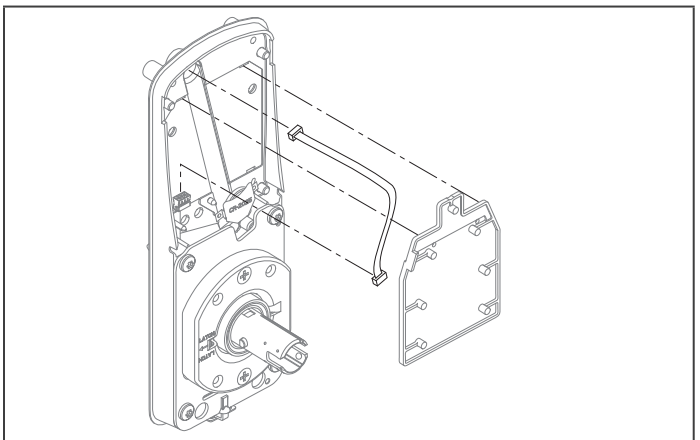
WIRING HARNESS REPLACEMENT

This kit is used to replace an existing Wiring Harness as required. This part replacement is not the same for Keypad Only.

Description	Part Number
Classroom/Storeroom Wiring Harness	23518392
Office/Privacy Wiring Harness	23518384



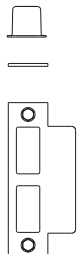

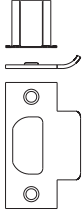

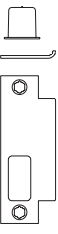
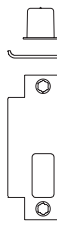



Non-Keypad



Keypad Only

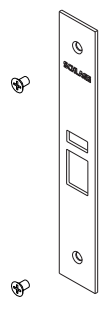
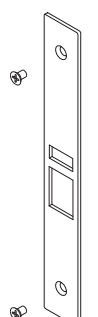
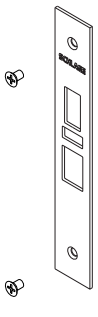
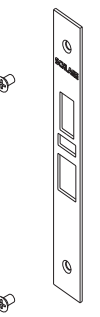
STRIKE PLATES

<p>10-025 ANSI, No box Size: 1¼" x 4⅞" Lip Length: 1⅜", 1⅝" Available Finishes: 605, 606, 612, 619, 625, 626, 643E</p> 	<p>10-013 Square Corner, T Strike with box Size: 1⅞" x 2¾" Lip Length: 1⅝", 1½" Available Finishes: 605, 606, 612, 619, 625, 626, 643E</p> 	<p>10-072 Square Corner, Box Size: 1¼" x 4⅞" Lip Length: 1⅜", 7⁄8", 1", 1½", 1¾", 2" Available Finishes: 605, 606, 612, 619, 625, 626, 643E</p> 
<p>K510-066 Plastic Box for ANSI Strike Available Finishes: N/A</p> 	<p>10-016 Square Corner, T Strike with Deep Box, Fire Latch Door Lip Length: 1⅞" Available Finishes: 605, 606, 612, 619, 625, 626, 643E</p> 	<p>10-075** ½" Rabbeted Available Finishes: 605, 606, 612, 619, 625, 626, 643E</p> 
<p>XL11-820* One Hole for Latching Functions, RH and LHR Door Lip Length: 1⅜" Available Finishes: 605, 606, 612, 619, 625, 626, 643E</p> 	<p>XL11-821* One Hole for Latching Functions, LH and RHR Door Lip Length: 1⅜" Available Finishes: 605, 606, 612, 619, 625, 626, 643E</p> 	<p>37-015 Frame Reinforcer Available Finishes: 605, 606, 612, 619, 625, 626, 643E</p> 

* Extended leadtime; consult Customer Service

MORTISE LOCK ARMOR FRONTS

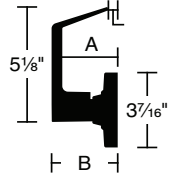
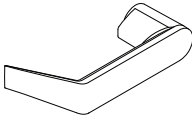
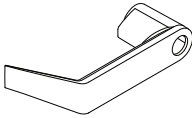
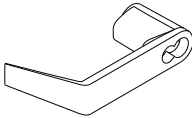
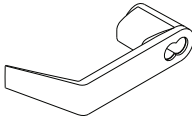
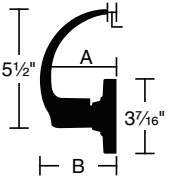

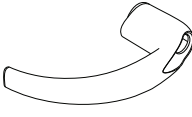
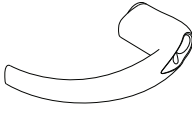
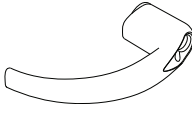
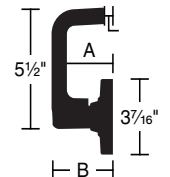

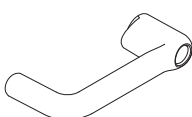


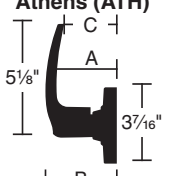
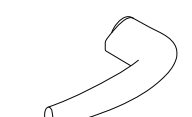
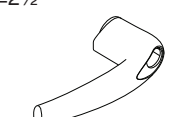
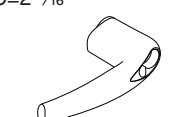
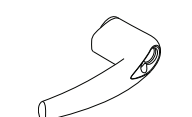
Available finishes are 605, 606, 612, 619, 625, and 626.

1¼" Wide	1⅞" Wide	Description	1¼" Wide	1⅞" Wide	Description
09-663	09-669	Latch and Auxiliary Latch	09-666	09-672	Latch, Auxiliary Latch, and Deadbolt
					

** For 1¾" thick doors, use wide armor front. For over 1¾" thick door extended equally (EE), use 1¼" wide armor front

LEVERS

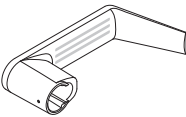
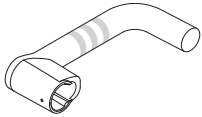
Levers shown below can accommodate Schlage and Falcon cylinders. Levers listed on page 46 will accommodate additional competitor cylinders. All lever designs are available in finishes 605, 606, 612, 619, 625, 626, 643E and 626AM.

	Interior Levers		Exterior Levers	
	Closed	Key In Lever	Interchangeable Core	
	No Cylinder	KIL 6 Pin (Schlage & Falcon Cylinders)	FSIC 6 Pin (Schlage Cylinders)	SFIC 6 & 7 Pin (Schlage, Falcon, BEST, Corbin Russwin, Yale, Medeco Cylinders)
Rhodes (RHO)* 	03-030 RHO A=2 ⁷ / ₁₆ " B=2 ¹⁵ / ₁₆ " 	CY: 03-031 RHO MS/MD: 09-331 RHO 993: 03-331 RHO A=2 ⁷ / ₁₆ " B=2 ¹⁵ / ₁₆ " 	CY: 03-032 RHO MS/MD: 09-332 RHO 993: 03-332 RHO A=2 ³ / ₄ " B=3 ¹ / ₄ " 	CY: 03-000 RHO MS/MD: 03-000 RHO 993: 03-300 RHO A=2 ¹ / ₂ " B=3" 
Sparta (SPA)* 	03-030 SPA A=3" B=3 ¹ / ₂ " 	CY: 03-031 SPA MS/MD: 09-331 SPA 993: 03-331 SPA A=3" B=3 ¹ / ₂ " 	CY: 03-032 SPA MS/MD: 09-332 SPA 993: 03-332 SPA A=3 ¹ / ₄ " B=3 ³ / ₄ " 	CY: 03-000 SPA MS/MD: 03-000 SPA 993: 03-300 SPA A=3" B=3 ¹ / ₂ " 
Tubular (TLR)* 	03-030 TLR A=2 ¹ / ₄ " B=3" 	CY: 03-031 TLR MS/MD: 09-331 TLR 993: 03-331 TLR A=2 ¹ / ₄ " B=3" 	CY: 03-032 TLR MS/MD: 09-332 TLR 993: 03-332 TLR A=2 ¹ / ₂ " B=3 ³ / ₁₆ " 	CY: 03-000 TLR MS/MD: 03-000 TLR 993: 03-300 TLR A=2 ¹ / ₄ " B=3" 
Athens (ATH)* 	03-030 ATH A=2 ³ / ₄ " B=3 ⁵ / ₁₆ " C=2 ¹ / ₂ " 	CY: 03-031 ATH MS/MD: 09-331 ATH 993: 03-331 ATH A=2 ³ / ₄ " B=3 ⁵ / ₁₆ " C=2 ¹ / ₂ " 	CY: 03-032 ATH MS/MD: 09-332 ATH 993: 03-332 ATH A=3" B=3 ¹ / ₂ " C=2 ¹¹ / ₁₆ " 	CY: 03-000 ATH MS/MD: 03-000 ATH 993: 03-300 ATH A=2 ⁷ / ₈ " B=3 ³ / ₈ " C=2 ¹ / ₂ " 

* Meets California Fire Code for 1/2" or less return to the door

NOTE: Changing Lever Cylinder Compatibility on a device typically requires replacement of existing spring cage and tailpiece









TACTILE WARNING LEVER

Rhodes lever shown	Tubular lever shown	Preface Design Code for Tactile Warning Levers			
		Athens	Rhodes*	Sparta*	Tubular*
		8AT	8RH	8SP	8TR

LEVERS CONTINUED

LEVERS FOR USE WITH COMPETITOR CYLINDERS

Competitor lever designs come in finishes 626 standard, and 605, 606, 612, 619, 625, 643e, and 626 AM with extended lead-times.

Cylinder	Order Suffix	Cylinder Type	Lever Design-Part Numbers			
			Rhodes	Sparta	Tubular	Athens
	LD SA6	KIL 6 Pin (Sargent Cylinders)	CY: 03-044-RHO CY: 03-044-8RO** MS/MD: 09-344-RHO MS/MD: 09-344-8RO** 993: 03-344-RHO 993: 03-344-8RO**	CY: 03-044-SPA CY: 03-044-8SP** MS/MD: 09-344-SPA MS/MD: 09-344-8SP** 993: 03-344-SPA 993: 03-344-8SP**	CY: 03-044-TLR CY: 03-044-8TR** MS/MD: 09-344-TLR MS/MD: 09-344-8TR** 993: 03-344-TLR 993: 03-344-8TR**	CY: 03-044-ATH CY: 03-044-8AT** MS/MD: 09-344-ATH MS/MD: 09-344-8AT** 993: 03-344-ATH 993: 03-344-8AT**
	LD FA7	KIL 7 Pin (Falcon Cylinders)	CY: 23779739 CY: 23779747** MS/MD: 09-331-RHO MS/MD: 09-331-8RO** 993: 03-331-RHO 993: 03-331-8RO**	CY: 23779762 CY: 23779770** MS/MD: 09-331-SPA MS/MD: 09-331-8SP** 993: 03-331-SPA 993: 03-331-8SP**	N/A	N/A
	JD SA6	FSIC 6 Pin (Sargent Cylinders)	CY: 03-077-RHO CY: 03-077-8RO** MS/MD: 09-377-RHO MS/MD: 09-377-8RO** 993: 03-377-RHO 993: 03-377-8RO**	CY: 03-077-SPA CY: 03-077-8SP** MS/MD: 09-377-SPA MS/MD: 09-377-8SP** 993: 03-377-SPA 993: 03-377-8SP**	CY: 03-077-TLR CY: 03-077-8TR** MS/MD: 09-377-TLR MS/MD: 09-377-8TR** 993: 03-377-TLR 993: 03-377-8TR**	CY: 03-077-ATH CY: 03-077-8AT** MS/MD: 09-377-ATH MS/MD: 09-377-8AT** 993: 03-377-ATH 993: 03-377-8AT**
	JD CO6	FSIC 6 Pin (Corbin Russwin Cylinders)	CY: 03-066-RHO CY: 03-066-8RO** MS/MD: 09-366-RHO MS/MD: 09-366-8RO** 993: 03-366-RHO 993: 03-366-8RO**	CY: 03-066-SPA CY: 03-066-8SP** MS/MD: 09-366-SPA MS/MD: 09-366-8SP** 993: 03-366-SPA 993: 03-366-8SP**	CY: 03-066-TLR CY: 03-066-8TR** MS/MD: 09-366-TLR MS/MD: 09-366-8TR** 993: 03-366-TLR 993: 03-366-8TR**	CY: 03-066-ATH CY: 03-066-8AT** MS/MD: 09-366-ATH MS/MD: 09-366-8AT** 993: 03-366-ATH 993: 03-366-8AT**
	JD CO7	FSIC 7 Pin (Corbin Russwin Cylinders)	CY: 23991086 CY: 23854532** MS/MD: 09-366-RHO MS/MD: 09-366-8RO** 993: 03-366-RHO 993: 03-366-8RO**	CY: 23991094 CY: 23854557** MS/MD: 09-366-SPA MS/MD: 09-366-8SP** 993: 03-366-SPA 993: 03-366-8SP**	CY: 23991102 CY: 23854573** MS/MD: 09-366-TLR MS/MD: 09-366-8TR** 993: 03-366-TLR 993: 03-366-8TR**	MS/MD: 09-366-ATH MS/MD: 09-366-8AT** 993: 03-366-ATH 993: 03-366-8AT**
	*JD YA6	FSIC 6 Pin (Yale/Medeco Cylinders)	CY: 23794225-RHO MS/MD: 09-355-RHO MS/MD: 09-355-8RO** 993: 03-355-RHO 993: 03-355-8RO**	CY: 23794225-SPA MS/MD: 09-355-SPA MS/MD: 09-355-8SP** 993: 03-355-SPA 993: 03-355-8SP**	CY: 23794225-TLR MS/MD: 09-355-TLR MS/MD: 09-355-8TR** 993: 03-355-TLR 993: 03-355-8TR**	CY: 23794225-ATH MS/MD: 09-355-ATH MS/MD: 09-355-8AT** 993: 03-355-ATH 993: 03-355-8AT**
	JD YA7	FSIC 7 Pin (Yale Cylinders)	CY: 23929524 CY: 23929540** MS/MD: 23929656 MS/MD: 23929672** 993: 24098204 993: 24098212**	CY: 23929532 CY: 23929557** MS/MD: 23929664 MS/MD: 23929680** 993: 23929524 993: 24098238**	N/A	N/A
	JD MED	FSIC 6 Pin (Medeco Cylinders)	CY/MS/MD: 23922347 CY/MS/MD: 23810799** 993: 24098162 993: 24098188**	CY/MS/MD: 23922339 CY/MS/MD: 23810807** 993: 24098170 993: 24098196**	N/A	N/A

* Accepts Medeco retrofit cylinder for Yale, Medeco p/n 31-0100 FSIC type

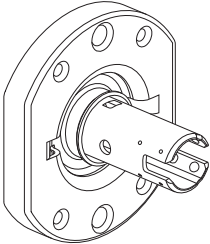
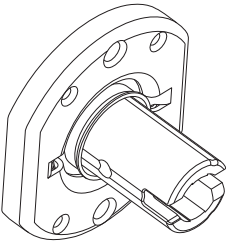
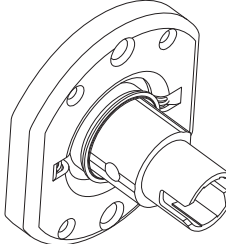
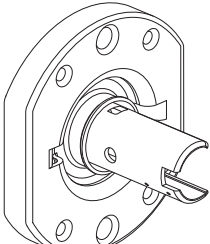
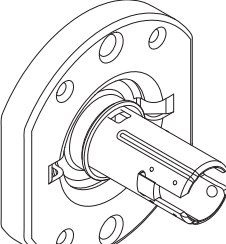
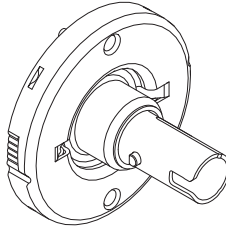
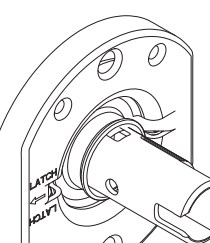
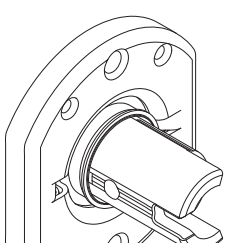
** Tactile Warning Lever

SPRING CAGES

	Order Suffix	Cylinder Type	CO Chassis Type			
			CY	MS/MD	993 (Except ATH & 8AT)	993 (Only ATH & 8AT)
Exterior	PD/LD	KIL 6 Pin (Schlage & Falcon Cylinders)	46928552	46928602	46928651	
	RD/JD	FSIC 6 Pin (Schlage Cylinders)	46928552	46928610	46928651	
	GD/BD	SFIC 6 & 7 Pin (Schlage, Falcon, BEST, Corbin Russwin, Yale, Medeco Cylinders)	46928560		46928669	
	LD SA6	KIL 6 Pin (Sargent Cylinders)	46928578	46928628	46928677	
	LD FA7	KIL 7 Pin (Falcon Cylinders)	23845969	23845977	23779838	N/A
	LD CO6	KIL 6 Pin (Corbin Russwin Cylinders)	24281750	24281776	24289910	N/A
	JD SA6	FSIC 6 Pin (Sargent Cylinders)	46928586	46928636	46928685	
	JD CO6	FSIC 6 Pin (Corbin Russwin Cylinders)	46928586	46928636	46928693	
	JD CO7	FSIC 7 Pin (Corbin Russwin Cylinders)	23990674	23988033	23988017	N/A
	JD YA6*	FSIC 6 Pin (Yale/Medeco Cylinders*)	46928594	46928644	46928701	
	JD YA7	FSIC 7 Pin (Yale Cylinders)	24281743	24281768	24289928	N/A
	JD MED	FSIC 6 Pin (Medeco Cylinders)	24281735		24289902	N/A
Interior	All	N/A	23599210		N/A	N/A

* Accepts Medeco retrofit cylinder for Yale, Medeco p/n 31-0100 FSIC type

EXAMPLES OF SPRING CAGES

<p>46928552 Cylindrical</p> 	<p>46928602 Mortise</p> 	<p>46928610 Mortise</p> 
<p>46928560 Cylindrical & Mortise</p> 	<p>46928651 993 Exit Trim</p> 	<p>23599210 (Inside)</p> 
<p>23990674 Cylindrical</p> 	<p>23988033 Mortise</p> 	

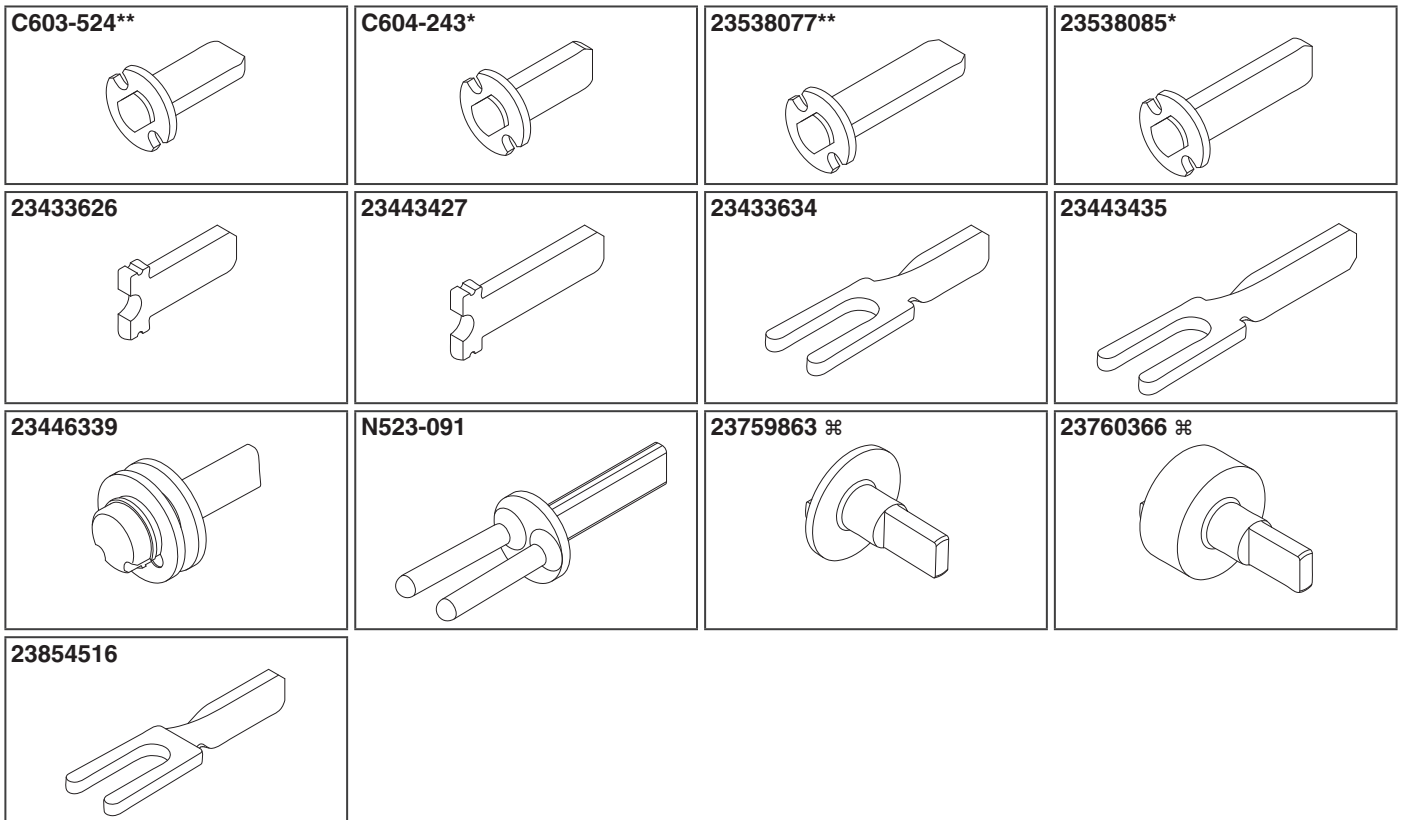
TAILPIECES

SINGLE TAILPIECES

Order Suffix	Cylinder Type	Cylinder OEM	CO Chassis Type			
			CY	MS/MD	993 (Except ATH 8AT)	993 (Only ATH & 8AT)
PD	KIL	Schlage (6 Pin)	C604-243*		23538085*	
			C603-524**		23538077**	
LD	KIL (Less)	Schlage (6 Pin)	C604-243*		23538085*	
		Falcon (6 Pin)	C603-524**		23538077**	
RD	FSIC	Schlage (6 Pin)			23446339	
JD	FSIC (Less)	Schlage (6 Pin)			23446339	
GD	SFIC	Schlage (7 Pin)	23446347		N523-091	23446347
BD	SFIC (Less)	Schlage, Falcon, BEST, Corbin Russwin, Yale, Medeco (6 & 7 Pin)	46929456*		09-774†	46929456
LD SA6	KIL (Less)	Sargent (6 Pin)	23433626		23443427	
LD FA7	KIL (Less)	Falcon (7 Pin)		23779820		N/A
JD SA6	FSIC (Less)	Sargent (6 Pin)	23433634		23443435	
JD CO6	FSIC (Less)	Corbin Russwin (6 Pin)	23433634		23443435	
JD CO7	FSIC (Less)	Corbin Russwin (7 Pin)		23854516		N/A
JD YA6	FSIC (Less)	Yale (6 Pin)	23759863‡		23760366‡	
JD YA7	FSIC (Less)	Yale (7 Pin)	23929714		23929722	N/A
JD MED	FSIC (Less)	Medeco (6 Pin)		23810898		N/A

- * Compatible only with Everest Primus and Modular Cylinders
- ** Compatible only with Legacy Classic Cylinders (not compatible with Everest Primus or Modular Cylinders)
- *** Requires Spacer 024264-000 and Retainer 012053-000
- ‡ This is a kit containing Tailpiece 23446347, Spacer D500-000, and Instruction Sheet P515-159
- † This is a kit containing Tailpiece N523-091, Spacer D500-000, and Instruction Sheet P515-159
- ‡ Compatible also with Medeco 31-0100 Cylinders (FSIC Cylinder Type)

EXAMPLES OF SINGLE TAILPIECES



SPRING CAGE AND TAILPIECES KITS

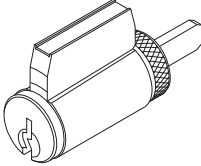
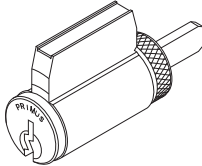
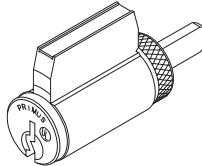
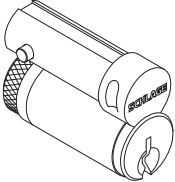
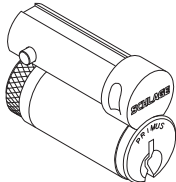
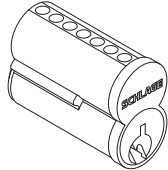
Order Suffix	Cylinder Type	Quantity in Package	CO Chassis Type			
			CY	MS/MD	993 (Except ATH & 8AT)	993 (Only ATH & 8AT)
PD/LD	KIL 6 Pin (Schlage & Falcon Cylinders)	10	23593270		23593346	
RD/JD	FSIC 6 Pin (Schlage Cylinders)	10	23593288		23593353	
GD/BD	SFIC 6 & 7 Pin (Schlage, Falcon, BEST, Corbin Russwin, Yale, Medeco Cylinders)	10	23593304		23593437	23593510
LD SA6	KIL 6 Pin (Sargent Cylinders)	1	23593312		23593379	
LD FA7	KIL 7 Pin (Falcon Cylinders)	1	23845985	23845993	23810872	N/A
LD CO6	KIL 6 Pin (Corbin Russwin Cylinders)	1	24281818	24281834	24289951	N/A
JD SA6	FSIC 6 Pin (Sargent Cylinders)	1	23593320		23593387	
JD CO6	FSIC 6 Pin (Corbin Russwin Cylinders)	1	23593320		23593387	
JD CO7	FSIC 7 Pin (Corbin Russwin Cylinders)	1	23990666	23988041	23988025	N/A
*JD YA6	FSIC 6 Pin (Yale/*Medeco Cylinders)	1	23593338		23593395	
JD YA7	FSIC 7 Pin (Yale Cylinders)	1	24281800	24281826	24289944	N/A
JD MED	FSIC 6 Pin (Medeco Cylinders)	1	24281792		24289936	N/A

* Accepts Medeco retrofit cylinder for Yale, Medeco p/n 31-0100 FSIC type

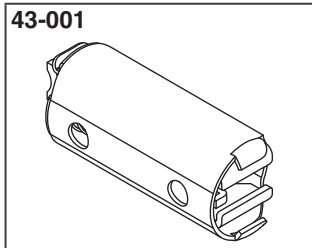
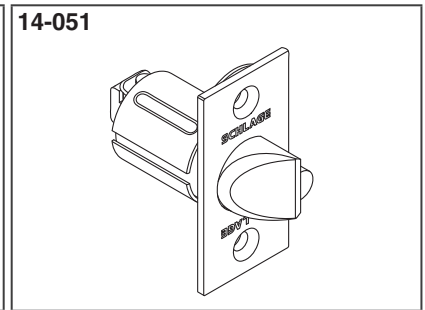
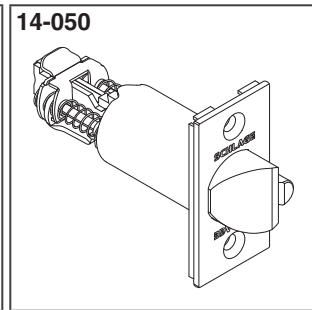
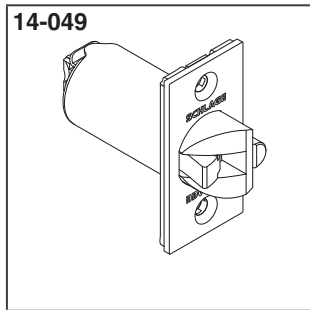
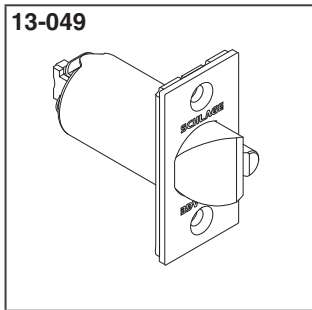
CYLINDERS

Chassis	Cylinder Suffix*	Classic	Everest	Primus	Primus XP	Primus UL 437	Primus UL 437 XP
Cylindrical	PD	23-013	23-013-EV	20-750	20-750-XP	20-550	20-550-XP
	RD	23-030	23-030-EV	20-740	20-740-XP		
Mortise	PD	23-118	23-118-EV	20-854	20-854-XP	20-554	20-554-XP
	RD	23-030	23-030-EV	20-740	20-740-XP		
Exit	PD (All Except ATH, 8AT)	23-118	23-118-EV	20-854	20-854-XP	20-554	20-554-XP
	PD (ATH, 8AT)	23-013	23-013-EV	20-750	20-750-XP	20-550	20-550-XP
	RD	23-030	23-030-EV	20-740	20-740-XP		
All	GD		80-037				

* Definitions available on page 47

<p>Classic, Everest PD 23-013 23-013-EV 23-118 23-118-EV</p> 	<p>Primus, Primus XP PD 20-750 20-750-XP 20-854 20-854-XP</p> 	<p>Primus UL 437, Primus UL, 437 XP PD 20-550 20-550-XP 20-554 20-554-XP</p> 
<p>Classic, Everest RD 23-030 23-030-EV</p> 	<p>Primus, Primus XP RD 20-740 20-740-XP</p> 	<p>Everest GD 80-037</p> 

LATCHES



Backset	Description	Part Number
2¾"	½" Size, Square Corner, Electrified Latch, 1⅞" x 2¼"	13-049
2¾"	¾" Size, Anti-Friction Fire Door Latch, 1⅞" x 2¼"	14-049
3¾"	½" Size, Square Corner Latchbolt, 1⅞" x 2¾"	14-050
2¾"	½" Size, Square Corner Latchbolt, 1⅞" x 2¾"	14-051
5"	½" Latchbolt Bracket Extension	43-001

COVER SCREW PACKS

Torx® Screw Packs are used to replace standard screws to provide increased security. Standard screw packs shipped with the product include only Phillips head screws.

Part Number	Kit Description	Contents
23631765*	Tamper Torx Screw Pack, CY	(4) Flat Head Torx Screws, #8-32 (T-15), ½" length
		(2) Flat Head Torx Screws, #12-24 (T-20), ½" length
		(1) Torx Screw, #8-32 x 1" MS Pin
23631781*	Tamper Torx Screw Pack, MS/MD	(2) Flat Head Torx Screws, #8-32 (T-15), ¼" length
		(2) Flat Head Torx Screws, #12-24 (T-20), ½" length
		(1) Torx Screw, #8-32 x 1" MS Pin
		(2) Oval Head Torx Screws, #10-24 x ¾"
		(2) Oval Head Torx Screws, #10-24 x 1"
		(2) Oval Head Torx Screws, #10-24 x 1¼"
		(2) Oval Head Torx Screws, #10-24 x 1½"
23631799*	Tamper Torx Screw Pack, 993	(2) Oval Head Torx Screws, #10-24 x 2"
		(2) Oval Head Torx Screws, #10-24 x 1"
		(2) Oval Head Torx Screws, #10-24 x 1¼"
		(2) Oval Head Torx Screws, #10-24 x 1½"
		(2) Oval Head Torx Screws, #10-24 x 1¾"
		(2) Oval Head Torx Screws, #10-24 x 2"
		(2) Torx Screws, #8-32 x ¾" MS Pin

* Must specify Finish

ORDERING PROCEDURES

How to Order:

REQUIRED FIELDS	FACTORY DEFAULT AND OPTIONS																						
CO-200	-	CY	-	70	-	MS	-	SPA-626	-	PD	-	C123	-	RH	-	4B	-	13-049	-	10-025	-	1-3/4	-

1. Series

2. Class

- 100 Manually Programmable
- 200 Rights on Lock
- 250 Rights on Magnetic Card

3. Chassis:

- CY Cylindrical
- MS Mortise
- MD Mortise Deadbolt
- 993R Exit Trim – Rim/CVR
- 993S Exit Trim – SVR
- 993M Exit Trim – Mortise

4. Function:

- 70 Classroom/Storeroom
- 50 Office
- 40 Privacy

5. Reader:

- KP Keypad
- MS Magnetic Stripe (Swipe)
- MSK Magnetic Stripe (Swipe) + Keypad
- PR Proximity
- PRK Proximity + Keypad

6. Lever:*

- SPA Sparta (Standard) ATH Athens
- RHO Rhodes TLR Tubular

* Tactile warning, use prefix 8. Example 8SPA

7. Finish:

- 626 Satin Chrome (Standard)
- 605 Bright Brass
- 606 Satin Brass
- 612 Satin Bronze
- 619 Satin Nickel
- 625 Bright Chrome
- 643e Aged Bronze
- 626AM Satin Chrome (Antimicrobial Coating)

8. Cylinder Type:

- PD KIL 6-pin Full Cylinder (For options see individual Class/Chassis page)

9. Keyway Type:

- C123 Everest (For options see individual Class/Chassis page)

10. Handing:

- RH Right Handed RHR Right Handed Reverse
- LH Left Handed LHR Left Handed Reverse

11. Battery Holder:

- 4AA (Standard) 4B

12. Backset and Latch or Armor Front:

- 13-049 2-3/4" Backset, Deadlatch, Square Corner, 1-1/8" x 2-1/4" (Standard)
- For options see individual Class/Chassis page

13. Strike:

- 10-025 1-3/16" Lip, ANSI, no box, 1-1/4" x 4-7/8" (Standard)
- For options see individual Class/Chassis page

14. Door Thickness:

- 1-3/4" (Standard)
- For options see individual Class/Chassis page

15. Options

Pricing/product description subject to change without notice

TERMS AND CONDITIONS

INGERSOLL-RAND COMPANY, SECURITY TECHNOLOGIES SECTOR, GENERAL TERMS AND CONDITIONS OF SALE AND SERVICE

1. GENERAL. (a) This Agreement contains the terms and conditions by which Company will quote and sell its Products and Services to Customer. (b) The terms "purchase order" or "order" for the purposes of this Agreement include the term "request for quotation," as appropriate. (c) This Agreement supersedes all *pre-printed* and boilerplate terms and conditions set forth in any purchase order issued by Customer. (d) No reference herein to Customer's purchase order will in any way *incorporate different or additional terms and conditions* which are hereby objected to. (e) ANY ACCEPTANCE BY COMPANY OF CUSTOMER'S PURCHASE ORDER IS EXPRESSLY CONDITIONED ON THE CUSTOMER'S ASSENT TO AND ACCEPTANCE OF THE TERMS AND CONDITIONS CONTAINED IN THIS AGREEMENT. (f) In the event of a *conflict* between this Agreement and a purchase order issued by Customer, the terms of this Agreement will prevail. In the event of a *conflict* between this Agreement and any specific Product or Service terms and conditions, the specific Product or Service terms and conditions will prevail.

2. SCOPE OF PRODUCTS AND SERVICES AND ORDERS. (a) **Scope of Products and Services.** The scope of the Products and Services (including, but not limited to location) are (i) attached to this Agreement, (ii) separately furnished by Company to Customer, or (iii) subject to Section 1 herein, contained in an order submitted by Customer. Non-standard finishes and special items may be available. Contact Company for such availability. All Products that come in "kits" cannot be sold as individual pieces. See the specific product terms and conditions for exceptions. (b) **Orders.** All orders submitted by Customer must be in written form acceptable to Company. (c) **Receipt of an Order.** Company will acknowledge receipt of each order issued in accordance with this Agreement and will notify Customer whether such order has been accepted or rejected, in whole or in part, by Company. If Company fails to acknowledge receipt of an order, within a reasonable time period, such failure to acknowledge receipt will be deemed a rejection of the entire order. (d) **Changes to Orders or Cancellation of Orders.** Change order request and Cancellations can be by phone, fax, or email. Changes and Cancellations are allowed without penalty if made within 48 hours of order receipt if the order has not shipped. Some exceptions do apply - please consult the factory. After 48 hours, all changes or cancellations are subject to a charge of 25% of the net product or service value plus the cost of any fabrication or raw materials that have been purchased for the order. Unless otherwise specified by Company in writing, any changes to orders acknowledged by Company that affect the delivery date will be deemed a new order and will require acknowledgement by Company as provided in this Section 2.

3. PRICES AND PAYMENT. (a) **Prices.** The prices specified by Company are subject to change, without notice, to Company's prices in effect at the time of each shipment of Products or performance of Services. Additional charges may be applied for product modification or engineering services. Oral prices specified by Company are null and void. (b) **Invoices.** Company will submit invoices to Customer stating amounts due. (c) **Payment Terms.** Payment terms are 2% cash discount 20 days, net 35 days from date of invoice. Payment will be made in United States dollars. (d) **Credit Terms.** All orders are subject to Company's credit limit and terms of credit required by Company or contained in Company's credit application, which is subject to change by Company at any time either before or after delivery of any part of the order. Company reserves the right to request payment in advance of shipment or any order or to request adequate assurances for Customer's payment of an order and may withhold or stop shipment, without any liability to Company, until Customer submits payment or assurance of payment, as required by Company. (e) **Default.** If Customer is in default in payment or otherwise with respect to any order for Products or Services or any other contract with Company, Company shall have the right, in addition to all other legal remedies and without prejudice to any of its right hereunder, to defer further shipments until such default is corrected and to declare all outstanding bills of Customer to be immediately due and payable. (f) **Taxes.** Any taxes, charges, or duties imposed by any governmental authority on the sale of Products or Services will be paid by Customer, in addition to the selling price specified by Company. (g) **Late Payment Charge.** A late payment charge of 1.5% per month equivalent to 18% per annum will be charged on past due balances owed Company. Provided however, that in the event that applicable governmental law sets a maximum rate for late payment fees which is less than 18% per annum, then the late payment charge assessed will be set at the maximum rate permitted by law.

4. INSPECTION, DELIVERY, SHIPPING, FREIGHT CHARGES, CLAIMS, AND PACKING. (a) **Inspection.** Inspection of Products and Services will be done by Customer immediately after receipt of Products or completion of Services. Inspection of Products or Services by Customer at Company's facility is not permitted. (b) **Delivery.** Product delivery schedules are based upon current production capacities, material or component availability, and inventory, and may be changed by Company as conditions require. Service delivery schedules are based upon prompt receipt of, and prompt access to, Customer's equipment and all information necessary to complete the Services. In no event will Product or Service delivery dates be construed as falling within the meaning of "time is of the essence." Partial delivery shall be accepted by Customer and paid for at the price and on the terms stated herein. Any partial delivery of Products or Services, shall constitute a separate sale and payment shall be separately made when due. If any part of the Products or Services are not delivered by Company in accordance with Customer's order, this Agreement shall not be affected thereby. (c) **Shipping.** Unless otherwise specified by Company, (i) where the Customer is located in the United States, all Products will be sold "Uniform Commercial Code, F.O.B. Origin, Company's factory"; and (ii) where the Customer is located outside of the United States, all Products will be sold "Ex-works, Company's factory (Incoterms 2000)." In either instance, title and risk of loss will pass to Customer upon delivery to the carrier at Company's factory. Provided however, a security interest will remain in the Products, regardless of mode of attachment to realty or other property, until full payment has been made therefore, and Customer agrees, upon request, to do all things and acts necessary to protect Company's interest by adequately insuring the Products against loss from damage from any cause and to have Company named as an additional insured. Copies of all Certificates of Insurance will be provided to Company upon request. Customer will also assist Company in providing all necessary documents or signatures required to file

any documents to perfect Company's interest in such Products. (d) **Freight Charges.** The full cost of freight, via a carrier of our choice, will be allowed (and prepaid) on shipments of the net dollar amount or more indicated in the chart below within the United States of America, excluding all territories.

Brand	Net Dollar Amount
Schlage Mechanical	\$7,000
Schlage Electronic Security (excluding Biometrics)	\$7,000
Schlage Biometrics	Refer to separate freight terms
Von Duprin	\$7,000
LCN	\$7,000
IR FASTRACK	\$7,000
Falcon Locks	\$5,000
Falcon Exits	\$5,000
Falcon Closers	\$5,000
Falcon FASTRACK	\$5,000
Ives & Glynn-Johnson	\$1,000
Steelcraft	Refer to separate freight terms

On shipments of the net dollar amount or more to all foreign countries and US territories, freight will be allowed (and prepaid) to the Port of Embarkation. Shipments under the net dollar amount will be prepaid by Ingersoll Rand and 3.0% of the net invoice amount or \$10, whichever is greater, will be added to the invoice. All expedited methods of shipment, such as 'next day air', will be prepaid by Ingersoll Rand but the entire shipping costs will be added to the invoice. Ingersoll Rand will ship as requested, freight collect, if the customer is willing to bear the entire expense and so indicates on the order. Once received by IR, a purchase order cannot be combined with another purchase order to qualify for freight allowed. In addition the customer may not combine any of the brands or product categories listed above on a single purchase order to qualify for freight allowed, except in the case of FASTRACK. IR FASTRACK may not be combined with Falcon FASTRACK to qualify for freight allowed. (e) **Claims.** All claims for loss or damage to Products while in the care, custody, and/or control of a carrier will be the responsibility of Customer, who will submit any claims. (f) **Packing.** Company will pack, mark, and ship the Products according to its standard procedures for shipment, unless the parties agree, in writing, that Company will comply with any special instructions provided by Customer. Compliance with special instructions may result in an increased price.

5. CLAIMS. Claims due to shortages, errors, omissions, damaged goods, or defective material must be submitted within 30 days from the date of the invoice.

6. PRODUCT CHANGES. Company reserves the right to change without notice the design of, or the process of manufacturing, the Products covered by this Agreement; provided that the foregoing will not be construed as relieving Company from its obligation to deliver Products which conform to the specifications which Company may have furnished to Customer.

7. PRODUCT RETURNS. Purchased material can only be returned to the factory by obtaining Return Material Authorization (RMA) and must be returned to Company within 90 days of issuance of the RMA. Returned material must be new, unused, non-obsolete, and non-specially manufactured and been in Customer's inventory no more than 180 days from the date of shipment by Company. The RMA number, the original invoice number, and the reason for the return must be included in the return. If the company approves the return, a credit will be issued to the Customer's account less freight and a handling charge of 35% of the net material on the original invoice. Handling charges may vary depending on the condition of the return. The amount of final credit will be determined upon receipt at the factory and analyzing the condition of the material. Factory retains the right to deny credit to anyone for any reason.

8. TECHNICAL INFORMATION AND ADVICE. (a) All designs, data, and specifications provided by Company are proprietary and will not be disclosed or reused by Customer without the prior written consent of Company. (b) Company assumes no obligation or liability for any advice given by Company, the results obtained, or damages incurred, and all such advice is given and accepted at Customer's risk.

9. LIMITED WARRANTY. (a) Company's Standard Limited Warranty(ies) relating to *Products or Services* are applicable to this Agreement. The limited warranty(ies) are (i) attached to this Agreement; (ii) separately identified in the specific Product Price Book; or (iii) separately furnished by Company to Customer. (b) (i) In the event that certain Product warranties are not attached to this Agreement or separately furnished, Company warrants only to Customer that Products will be free from defects in material and workmanship for a period of 12 months from the date of shipment of the Products. CO-Series locks, AD-Series locks, AD-Series Reader Modules, WPR400, WRI400, WSM400, TK400, CT5000, PIM400, PIM401, PIB300, and PIB301 will be warranted for a period of 12 months from the date of installation, not to exceed 24 months from the date of shipment from the factory. Company's sole obligation under this warranty is limited to repairing or replacing, at its option, the defective Products. (ii) The provisions of this limited Product warranty do not apply to Products: (A) used for the purposes for which they are not designed or intended; (B) which have been repaired or altered without Company's prior written consent; (C) which have been subjected to misuse, abuse, negligence, or accident; (D) which have been improperly stored, installed, maintained, or operated; (E) which have been used in violation of written instructions provided by Company to Customer; (F) which have subjected to improper temperature, humidity, or other environmental conditions; (G) which have been affected by normal wear and tear; or (H) which, based on Company's examination, do not disclose to Company's satisfaction nonconformance to the warranty. (c) (i) In the event that certain Service warranties are not attached to this Agreement or separately furnished, Company warrants only to Customer that the Services will be free from defects in material and workmanship for a period of 6 months from the date of completion of the particular items of Service. Company's sole obligation under this warranty is limited to repairing or reperformance, at its option, of the Service; provided however, if repair or reperformance is either impractical or impossible, the Company will refund to Customer that portion of the price paid

TERMS AND CONDITIONS CONTINUED

to the Company for the defective item of Service. This warranty only applies if the company is given written notice of the defect or nonconformance by the Customer within 30 days of discovery. (ii) The provisions of this limited Service warranty does not apply to any defects or issues with the design or performance of equipment or products not manufactured by Company, nor does it apply to any code compliance or permit requirements for the assembly, installation, erection, or construction of any goods. (d) **NO OTHER WARRANTIES, EXPRESS OR IMPLIED, ARE MADE WITH RESPECT TO THE PRODUCTS OR SERVICES INCLUDING, BUT NOT LIMITED TO, ANY IMPLIED WARRANTY OF MERCHANTABILITY OR FITNESS FOR A PARTICULAR PURPOSE.** (e) The following costs and expenses are not covered by the provisions of these limited warranties: (i) labor costs for the removal and reinstallation of Products or other manufacturer's products; (ii) shipping and freight expenses required to return Products to Company; (iii) normal maintenance; and (iv) economic losses. In addition, the provisions of this warranty are not applicable to anything other than defects in Company's material (products only) or workmanship.

10. CUSTOMER'S REMEDIES. THE CUSTOMER'S EXCLUSIVE AND SOLE REMEDY ON ACCOUNT OF, OR IN RESPECT OF, THE FURNISHING OF PRODUCTS OR SERVICES THAT DO NOT CONFORM TO THIS AGREEMENT WILL BE TO (A) SECURE REPAIR OR REPLACEMENT OF THE PRODUCTS; OR (B) SECURE REPAIR OR REPERFORMANCE OF THE SERVICES OR TO OBTAIN A REFUND OF THE PRICE PAID FOR THE DEFECTIVE SERVICE, ALL AT COMPANY'S OPTION. IN NO EVENT WILL THE COMPANY'S MAXIMUM LIABILITY EXCEED THE SELLING PRICE FOR THE PRODUCTS OR ITEM OF SERVICE.

11. LIMITATION OF LIABILITY. IN NO EVENT WILL COMPANY BE LIABLE FOR INCIDENTAL, CONSEQUENTIAL, INDIRECT, SPECIAL, OR PUNITIVE DAMAGES INCLUDING, BUT NOT LIMITED TO, LOSS OF USE OF THE PRODUCTS, SERVICE INTERRUPTION, LOSS OF PROFITS, LOSS OF REVENUE, INTEREST, LOST GOODWILL, WORK STOPPAGE, IMPAIRMENT OF OTHER GOODS, LOSS BY REASON OF SHUTDOWN OR NON-OPERATION, INCREASED EXPENSES OF OPERATION, OR CLAIMS OF CUSTOMER'S CUSTOMERS, WHETHER BASED ON CONTRACT, WARRANTY, TORT (INCLUDING, BUT NOT LIMITED TO, STRICT LIABILITY OR NEGLIGENCE), PATENT INFRINGEMENT, OR OTHERWISE, EVEN IF ADVISED OF THE POSSIBILITY OF SUCH DAMAGES.

12. STATUTE OF LIMITATIONS. NO ACTION ARISING OUT OF ANY CLAIMED BREACH OF THIS AGREEMENT BY COMPANY MAY BE BROUGHT BY CUSTOMER MORE THAN ONE (1) YEAR AFTER THE CAUSE OF ACTION HAS ARISEN.

13. CONSUMER PRODUCTS. With respect to "consumer products" as defined under the Magnuson-Moss Warranty Act ("MMWA"), the following statements are made. (a) Some states do not allow limitations on how long an implied warranty lasts, so the above limitation may not apply to you. **IF ANY IMPLIED WARRANTY IS PROVIDED UNDER THE MMWA, IT IS LIMITED TO THE DURATION OF THE WARRANTY PROVIDED IN SECTION 9 ABOVE.** (b) Some states do not allow the exclusion or limitation of incidental or consequential damages, so the above limitation or exclusion may not apply to you. (c) This warranty gives you specific legal rights and you may also have other rights which vary from state to state.

14. FORCE MAJEURE. Any delay or failure of Company to perform its obligations hereunder will be excused to the extent that it is caused by an event or occurrence beyond its control such as, by way of example and not by way of limitation, acts of God, actions by any governmental authority (whether valid or invalid), governmental laws and regulations not presently in effect, fires, floods, windstorms, explosions, riots, natural disasters, wars, sabotage, accidents, labor problems (including, but not limited to, lockouts, strikes, and slowdowns) at Company's facility, its source plant or their suppliers, inability to obtain power, material, labor equipment, or transportation, or court injunction or order. The delivery date will be extended for a time equal to that of the delay and the schedule for Company's performance will be deemed adjusted in the individual order(s) to that effect.

15. ENTIRE AGREEMENT AND AMENDMENT. This Agreement, together with any attachments or supplements specifically referenced in this Agreement, constitutes the entire agreement between the parties hereto and supersedes all previous communications, representations, or agreements, either oral or written, between the parties hereto with respect to the subject matter hereof. No agreement or understanding varying or expanding this Agreement will be binding upon either party hereto unless it is in writing and signed by a duly authorized representative thereof.

16. TERMINATION. (a) This Agreement may be terminated by either party by giving 30 days' written notice to the other party in the event of failure by such other party to fulfill any of its obligations hereunder. However, if during the period of such notice, such other party remedies such failure, this Agreement will continue with the same force and effect as if such notice had not been given. (b) This Agreement may be terminated upon the written mutual consent of the parties. (c) Either party may immediately terminate this Agreement by giving written notice to the other party in the event of the happening of any of the following or any other comparable event: (i) insolvency of the other party; (ii) filing of a petition in bankruptcy by or against the other party; (iii) appointment of a receiver or trustee for the other party; or (iv) execution of an assignment for the benefit of creditors by the other party, all of which will allow Company to demand reclamation of all affected orders. (d) Except as provided in this section 16, Customer may not terminate this Agreement, in whole or in part, unless Company's prior written consent is obtained and Customer agrees to pay all of Company's cancellation charges.

17. GOVERNING LAW; VENUE; AND EXPENSES. (a) This Agreement and any disputes or controversies arising hereunder will be governed by and construed according to the internal laws of the State of Indiana, United States of America, without regard to its conflict of law principles, and not including the United Nations Convention on Contracts for the International Sale of Goods. (b) Jurisdiction and venue with respect to any action, proceeding, or suit in connection with this Agreement will reside in the courts of the State of Indiana. (c) Customer agrees to pay for all expenses (including attorney's fees) incurred by Company in enforcing the obligations of Customer under this Agreement.

18. COMPLIANCE WITH LAWS, EXPORT CONTROLS, CERTIFICATIONS, AND NUCLEAR LIABILITY. (a) This Agreement is subject to, and Company and Customer will comply with, all laws

and export controls, regulations, rules, orders, licenses, requirements, and governmental requests now or hereafter in effect in the United States of America that pertain to the Products or the initial sale of the Products or that pertain to Services. **Provided however,** Company is not responsible for obtaining or maintaining any permits for the performance of Services or the verification or compliance with any code requirements relative to the performance of Services. To the extent any sale of Products or Services pursuant to this Agreement may require approval of the U.S. Government, Company's obligations under this Agreement are conditioned upon the grant of such approval and upon compliance by Customer with any restrictions imposed by the U.S. Government in connection with such approval. (b) Certain Products are noted by Company as tested by independent laboratories for compliance with UL and/or ANSI standards. Any and all modifications or alterations to such Products will void such certification, and Company is not liable to Customer to certify any modified or altered Product. (c) In the event the Products are to be used in a nuclear facility, the Customer shall, prior to such use, arrange for insurance or governmental indemnity protecting Company against liability. The Customer hereby releases and agrees to indemnify Company and its suppliers for any nuclear damage including, but not limited to, loss of use, in any manner arising out of the nuclear incident, whether alleged to be due, in whole or in part by Company or its suppliers.

19. NO INDUCEMENTS. The parties hereto represent to each other and each agrees that, neither it nor any person acting on its behalf has, in contravention of any applicable law, given or offered to give, or will give or offer to give, any sum of money or other material consideration to any person, directly or indirectly, as an inducement to obtain business hereunder or to influence the granting of licenses or other governmental permissions to enter into this Agreement or perform obligations hereunder.

20. SEVERABILITY. If any provision of this Agreement is held to be invalid, illegal, or unenforceable under any statute, regulation, ordinance, executive order, or other rule of law, that provision will be deemed severed to the extent necessary to comply with such statute, regulation, ordinance, order, or rule. In the event such provision is deemed severed, the parties will negotiate in good faith to arrive at an alternative arrangement approximating the original business objective of the parties. The remaining terms and conditions of this Agreement will remain in effect.

21. NO IMPLIED WAIVER. The failure of either party at any time to require performance by the other party of any provision of this Agreement will in no way affect the right to require such performance at any time thereafter, nor will the waiver of either party of a breach of any provision of this Agreement constitute a waiver of any succeeding breach of the same or any other provision.

22. MISCELLANEOUS. (a) This Agreement does not constitute either party the agent or legal representative of the other party. Neither party is authorized to create any obligation on behalf of the other party including, but not limited to, the obligation for payment of any service or warranty obligation hereunder. (b) Neither this Agreement nor any right or obligation hereunder may be transferred or assigned by either party without the prior written approval of the other party, except that Company can transfer or assign this Agreement or any right or obligation (including, but not limited to the right to receive payments for any orders) to Ingersoll-Rand Company or an Ingersoll-Rand Company entity without first obtaining Customer's consent. (c) The rights and remedies herein reserved to Company will be cumulative and additional to any other or further rights and remedies provided at law or equity. (d) Customer does not have the right to setoff or to back charge against any amounts which become payable to Company under this Agreement or otherwise. (e) The official text of this Agreement is in the English language. If this Agreement is translated into another language, the English text will govern any question with respect to interpretation. (f) The headings in this Agreement are for convenience of reference only and do not affect the meaning of this Agreement in any manner.

23. DEFINITIONS. (a) "Agreement" means Ingersoll-Rand Company, Security Technologies Sector Terms and Conditions of Sale and Service. (b) "Company" means Ingersoll-Rand Company, Security Technologies Sector. (c) "Customer" means the Buyer. (d) "Buyer" means the purchaser of products or Services from Company. (e) "U.S." means United States of America.



Ingersoll Rand's Security Technologies Sector is a leading global provider of products and services that make environments safe, secure and productive. The Sector's market-leading products include electronic and biometric access control systems; time and attendance and personnel scheduling systems; mechanical locks and portable security, door closers and exit devices, steel doors and frames, architectural hardware and technologies and services for global security markets.

877.671.7011

www.schlage.com www.ingersollrand.com