



# Residential Price Book 8

Effective April 3, 2021 • Rev. April 2021



Schlage Encode™ Smart WiFi Deadbolt with Camelot trim in Matte Black



TRUSTED IN OVER  
**40** MILLION  
HOMES

## *Trust* your home to Schlage.

For more than a century, Schlage has helped protect what matters most – peace of mind. Our long-standing commitment to transforming the industry is evidenced through our products, partners, software solutions, and brand DNA. Trusted in over 40 million homes, we strive to enhance everyday life by delivering door hardware and access control solutions focused on reliable experiences, modern simplicity, thoughtful innovation, and a dedication to craftsmanship. Where some see just a door, we see an opportunity to help our partners turn homes into havens. Trust your homes to Schlage.



Quickly install Schlage products with just a Phillips screwdriver



Choose from a range of lever, knob and trim styles to instantly elevate any room



Built with premium metal construction that adds strength, security and long life



Products feature advanced technology to keep the state-of-the-art moving forward

**Electronic Locks**

Connected deadbolts and levers .....7  
 Available functions. ....7  
 Product identification. ....7  
 Finish codes & descriptions. ....7  
 Latches & strikes .....7  
 Standard features / configurations. ....8  
 Packaging & carton specs .....8  
 BE489 Schlage Encode™ .....9  
 BE489 Schlage Encode™ .....10  
 FE489WB Series Schlage Encode™ .....11  
 FBE489WB Series .....11  
 FE489WB Series Schlage Encode™ .....11  
 FBE489WB Series .....11  
 Schlage Encode Standard features / configurations .....11  
 BE479AA Series Schlage Sense® .....12  
 BR400 Series Schlage Sense®  
 Wi-Fi Adapter .....12  
 BE469ZP Series Schlage Connect® .....13  
 BE468ZP Series .....13  
 FE468GBAK Series Connect®  
 Touchscreen Deadbolt. ....14  
 FE599NX Series Connected Keypad Lever .14  
 Keypad Locks .....15  
 Code entry locks .....15  
 Available functions. ....15  
 Product identification. ....15  
 Finish codes & descriptions. ....15  
 Standard features / configurations. ....16  
 Latches & strikes .....16  
 Standard features / configurations. ....17  
 Packaging & carton specs .....17  
 Schlage Touch® Deadbolts .....18  
 Schlage Touch® Levers. ....19  
 Keypad deadbolts .....20  
 Keypad Entry with Flex-Lock .....21  
 Keypad entry with auto-lock .....22

**Handlesets**

FC Series .....23  
 FCT Series .....29  
 F Series .....31  
 Available functions. ....31  
 Product identification. ....31  
 Latches & strikes .....31  
 Standard features / configurations. ....32  
 Finish codes & descriptions. ....32  
 Packaging & carton specs .....32  
 Available styles .....33  
 Pricing .....34  
 Decorative collection .....38  
 J Series .....39  
 Available functions. ....39  
 Product identification. ....39  
 Standard features / configurations. ....40  
 Finish codes & descriptions. ....40  
 Packaging & carton specs .....40  
 Pricing .....41

**Levers**

FC Series .....43  
 FC Series decorative collection .....49  
 F Series .....50  
 Available functions. ....50  
 Product information. ....50  
 Latches & strikes .....50  
 Standard features / configurations. ....51  
 Finish codes & descriptions. ....51  
 Packaging & carton specs .....51  
 Available styles .....52  
 Pricing .....53  
 Decorative collection .....60  
 J Series .....61  
 Available functions. ....61  
 Product identification. ....61  
 Latches & strikes .....61  
 Standard features / configurations. ....62  
 Finish codes & descriptions. ....62  
 Packaging & carton specs .....62  
 Pricing .....63

## CONTENTS

### Knobs

FC Series . . . . .	.67
FC Series decorative collection . . . . .	.74
F Series . . . . .	.75
Available functions. . . . .	.75
Product identification. . . . .	.75
Latches & strikes . . . . .	.75
Standard features / configurations. . . . .	.76
Finish codes & descriptions. . . . .	.76
Available styles . . . . .	.77
Pricing . . . . .	.78
Decorative collection. . . . .	.82
J Series . . . . .	.83
Available functions. . . . .	.83
Product identification. . . . .	.83
Latches & strikes . . . . .	.83
Standard features / configurations. . . . .	.84
Finish codes & descriptions. . . . .	.84
Packaging & carton specs . . . . .	.84
Pricing . . . . .	.85

### Deadbolts

B Series . . . . .	.87
Available functions. . . . .	.87
Product identification. . . . .	.87
Latches & strikes . . . . .	.87
Standard features / configurations. . . . .	.88
Finish codes & descriptions. . . . .	.88
Packaging & carton specs . . . . .	.88
Pricing . . . . .	.89
Decorative Collection . . . . .	.91
J Series . . . . .	.93
Available functions. . . . .	.93
Product identification. . . . .	.93
Latches & strikes . . . . .	.93
Standard features / configurations. . . . .	.94
Finish codes & descriptions. . . . .	.94
Packaging & carton specs . . . . .	.94
Pricing . . . . .	.95
Security sets. . . . .	.96
Available functions. . . . .	.96
Product identification. . . . .	.96
Finish codes & descriptions. . . . .	.96
Pricing . . . . .	.97

**Hardware & Accessories**

Builder’s hardware . . . . .99  
 Barndoor hardware . . . . .100  
 J Strap . . . . .100  
 Top mount . . . . .100  
 Track adapter . . . . .100  
 Handrail brackets, & door stops . . . . .101  
 Chain door guards . . . . .102  
 Coat, hat & wardrobe hooks . . . . .103  
 Mail slots, viewer & pocket door locks . . .104  
 Hinges . . . . .105  
 Classic house numbers . . . . .107  
 Door knockers, push & pull & plates . . . .109  
 Kickplates. . . . .110  
 Window hardware, flush pulls . . . . .111  
 Parts. . . . .112  
 Latch & strike quick reference guide . . . .112  
 Latches. . . . .113  
 Strikes . . . . .116  
 Cylinders . . . . .118  
 Assembly screw kits . . . . .119  
 Thick door installation kits,  
 FC miscellaneous parts,  
 miscellaneous parts,  
 discontinued lock parts . . . . .120  
 Key & cylinder stamping,  
 residential master &  
 construction keying . . . . .122  
 Construction core program . . . . .124

**Cables, Chains & Padlocks**

Padlocks . . . . .131  
 Cables & chains. . . . .132  
 Security hasps . . . . .134  
**How to Order**  
 How to order . . . . .135  
 Visual pack carton specifications. . . . .136

**Policies and documents**

The purchase of Allegion products is governed by the Allegion Authorized Seller Program. For program terms and conditions, and other program details, please visit: [www.allegion.com/AuthorizedSeller](http://www.allegion.com/AuthorizedSeller).

For Warranty information, visit [us.allegion.com/warranty](http://us.allegion.com/warranty) or contact Customer Service at 877-671-7011.

# CONTENTS

Notes

Connected Deadbolts & Levers . . . . . 7  
Code Entry Locks . . . . . 15

Connected Deadbolts & Levers

**AVAILABLE FUNCTIONS**

Deadbolts



BE479AA

BE469ZP



BE468ZP or BE468GBAK

BE489WBC

Levers



FE599NX

**BE489 - SCHLAGE ENCODE™ SMART WiFi DEADBOLT**

- Secure, remote access from anywhere - no hubs or adapters required
- Seamlessly integrates with other smart technology in your home
- Works with the Schlage Home app, Key by Amazon and Amazon Alexa
- ANSI/BHMA A156.36 Commercial Grade 1
- ANSI/BHMA 156.40-2015 Residential Grade AAA
- UL Listed for 20 minute fire door.

**BE479 - SCHLAGE SENSE® SMART DEADBOLT**

- Share and control access with Schlage Home app for iOS and Android
- Remote access available with Schlage Sense Wi-Fi Adapter
- Works with Apple HomeKit™ technology
- App includes access codes schedules and audit trail capability
- ANSI/BHMA A156.36-2010 Commercial Grade 1
- ANSI/BHMA 156.40-2015 Residential Grade AAA

**BE469 - SCHLAGE CONNECT® WITH ALARM**

- Uses Z-Wave® Plus to connect to an existing smart home or security system
- Includes a built-in alarm that detects activity at the door
- ANSI/BHMA A156.36-2010 Commercial Grade 1
- ANSI/BHMA 156.40-2015 Residential Grade AAA
- Auto Lock capability when programmed

**BE468 - SCHLAGE CONNECT®**

- Uses Z-Wave® Plus or Zigbee to connect to an existing smart home or security system
- ANSI/BHMA A156.36-2010 Commercial Grade 2
- ANSI/BHMA 156.40-2015 Residential Grade BAA

**FE599 - CONNECTED KEYPAD LEVER**

- Uses Z-Wave® to connect to an existing smart home or security system
- ANSI/BHMA A156.36-2003 Commercial Grade 2

**PRODUCT IDENTIFICATION**

BE	469ZP	V	CAM	619	12-342	10-116
Lock Series	Product	Vis Pack	Style	Finish Code	Latch	Strike

**FINISH CODES & DESCRIPTIONS**

505	530	605	608	609	613	618	619	620	621	622	625	626	716
Lifetime Bright Brass	Black Stainless	Bright Brass (US3)	Satin Brass	Antique Brass (US5)	Oil-Rubbed Bronze (US10B)	Polished Nickel	Satin Nickel (US15)	Antique Pewter (US15A)	Distressed Nickel	Matte Black (US19)	Bright Chrome (US26)	Satin Chrome (US26D)	Aged Bronze

Non-standard finishes are not available.  
Full-color swatch examples available on inside Electronics tab.

**LATCHES & STRIKES**

**Latches**

Motorized Deadbolt Latches

**12-342** - Tapered Deadbolt Dual Option (Round, Drive-in) - **STANDARD**

**12-344** - Tapered Deadbolt Triple Option (Round, Square, Drive-in)

Motorized Deadbolt Entry Set Latches

**16-264** - Combo Taper Deadbolt & Spring Latch Dual Option (Round, Drive-in) - **STANDARD**

Non-Motorized Deadbolt Latches

**12-321** - Dual Option (Round, Drive-in) - **STANDARD**

**12-287** - Triple Option (Round, Square, Drive-in)

Keyed Latches - Dead Latches

**16-086** - Dual Option (Round, Drive-in) - **STANDARD**

**16-211** - Triple Option (Round, Square, Drive-in)

**Strikes**

Deadbolt Strikes

**10-116** - Round Corner Strike with Reinforcer - **STANDARD**

Deadbolt Entry Set Strikes

**10-115** - Round Corner Full Lip Strike Set - **STANDARD**

Lever Strike

**10-027** - Round Corner Full Lip Strike - **STANDARD**

# ELECTRONIC LOCKS CONNECTED HOME

## STANDARD FEATURES / CONFIGURATIONS

	Schlage Sense® BE479AA	Schlage Connect® BE469ZP	Schlage Connect® BE468ZP or BE468GBAK	Connected Keypad Lever FE599NX	Schlage Encode™ BE489WBC (available in FE489, FBE489 and FCE489 combo packs only)
<b>Certification:</b>	ANSI/BHMA A156.36-2010 Commercial Grade 1 ANSI/BHMA 156.40- 2015 Residential Grade AAA	ANSI/BHMA A156.36-2010 Commercial Grade 1 ANSI/BHMA 156.40- 2015 Residential Grade AAA	ANSI/BHMA A156.36-2010 Commercial Grade 2 ANSI/BHMA 156.40- 2015 Residential Grade BAA	ANSI/BHMA A156.39 Residential Grade BAA	ANSI/BHMA A156.36 Commercial Grade 1 ANSI/BHMA 156.40-2015 Residential Grade AAA UL Listed for 20 minute fire door. No hose
<b>Product Dimensions:</b> (wxhxd)	ext: 3"x 5"x 1" int: 3"x 8"x 2"	ext: 3"x 5"x 1" int: 3"x 8"x 2"	ext: 3"x 5"x 1" int: 3"x 8"x 2"	ext: 6 <sup>7</sup> / <sub>8</sub> " x 3" x 2 <sup>3</sup> / <sub>4</sub> " int: 3 <sup>1</sup> / <sub>4</sub> " x 8 <sup>1</sup> / <sub>4</sub> " x 2 <sup>3</sup> / <sub>4</sub> "	ext: 3" x 5" x 0.9" int: 3" x 5.5" x 2.2"
<b>Weight:</b>	3.5 lbs	3.5 lbs	3.5 lbs	5.2 lbs	3.4 lbs
<b>Warranty:</b>	3 year electronics, limited lifetime mechanical & finish	3 year electronics, limited lifetime mechanical & finish	3 year electronics, limited lifetime mechanical & finish	3 year electronics, limited lifetime mechanical & finish	3 year electronics, limited lifetime mechanical & finish
<b>Battery:</b>	4 AA	4 AA	4 AA	4 AA	4 AA
<b>Latch Throw:</b>	1"	1"	1"	1/2"	1/2"
<b>Key &amp; Cylinder:</b>	1 key, 5-pin, C keyway	1 key, 5-pin, C keyway	1 key, 5-pin, C keyway	1 key, 5-pin, C keyway	1 key, 5-pin, C keyway
<b>Door Thickness:</b>	1 <sup>3</sup> / <sub>8</sub> " to 1 <sup>3</sup> / <sub>4</sub> "; Thick door kit extends 1 <sup>7</sup> / <sub>8</sub> " to 2 <sup>1</sup> / <sub>2</sub> "	1 <sup>3</sup> / <sub>8</sub> " to 1 <sup>3</sup> / <sub>4</sub> "; Thick door kit extends 1 <sup>7</sup> / <sub>8</sub> " to 2 <sup>1</sup> / <sub>2</sub> "	1 <sup>3</sup> / <sub>8</sub> " to 1 <sup>3</sup> / <sub>4</sub> "; Thick door kit extends 1 <sup>7</sup> / <sub>8</sub> " to 2 <sup>1</sup> / <sub>2</sub> "	1 <sup>3</sup> / <sub>8</sub> " to 1 <sup>3</sup> / <sub>4</sub> "	1 <sup>3</sup> / <sub>8</sub> " to 1 <sup>3</sup> / <sub>4</sub> " Thick door kit extends 1 <sup>7</sup> / <sub>8</sub> " to 2 <sup>1</sup> / <sub>2</sub> "
<b>Cross Bore Distance:</b>	4" center-to-center minimum	4" center-to-center minimum	4" center-to-center minimum	5 <sup>1</sup> / <sub>2</sub> " center-to-center minimum	4" center-to-center minimum
<b>Cross Bore Diameter:</b>	1 <sup>1</sup> / <sub>2</sub> " or 2 <sup>1</sup> / <sub>8</sub> "	1 <sup>1</sup> / <sub>2</sub> " or 2 <sup>1</sup> / <sub>8</sub> "	1 <sup>1</sup> / <sub>2</sub> " or 2 <sup>1</sup> / <sub>8</sub> "	2 <sup>1</sup> / <sub>8</sub> "	1 <sup>1</sup> / <sub>2</sub> " or 2 <sup>1</sup> / <sub>8</sub> "
<b>Edge Bore Diameter:</b>	1"	1"	1"	1"	1"
<b>Backset:</b>	2 <sup>3</sup> / <sub>8</sub> " or 2 <sup>3</sup> / <sub>4</sub> "	2 <sup>3</sup> / <sub>8</sub> " or 2 <sup>3</sup> / <sub>4</sub> "	2 <sup>3</sup> / <sub>8</sub> " or 2 <sup>3</sup> / <sub>4</sub> "	2 <sup>3</sup> / <sub>8</sub> " or 2 <sup>3</sup> / <sub>4</sub> "	2 <sup>3</sup> / <sub>8</sub> " or 2 <sup>3</sup> / <sub>4</sub> "
<b>Faceplate Size:</b>	1" x 2 <sup>1</sup> / <sub>4</sub> "	1" x 2 <sup>1</sup> / <sub>4</sub> "	1" x 2 <sup>1</sup> / <sub>4</sub> "	1" x 2 <sup>1</sup> / <sub>4</sub> "	1" x 2 <sup>1</sup> / <sub>4</sub> "
<b>Faceplate Options:</b>	Round corner, square corner, and drive-in (dual option standard)	Round corner, square corner, and drive-in (dual option standard)	Round corner, square corner, and drive-in (dual option standard)	Round corner, square corner, and drive-in	Round corner, square corner, and drive-in (triple option standard)
<b>Strike:</b>	1 <sup>1</sup> / <sub>8</sub> " x 2 <sup>3</sup> / <sub>4</sub> " round corners, strike reinforcer	1 <sup>1</sup> / <sub>8</sub> " x 2 <sup>3</sup> / <sub>4</sub> " round corners, strike reinforcer	1 <sup>1</sup> / <sub>8</sub> " x 2 <sup>3</sup> / <sub>4</sub> " round corners, strike reinforcer	1 <sup>1</sup> / <sub>8</sub> " x 2 <sup>3</sup> / <sub>4</sub> " radius corner, full lip, latch strike	1 <sup>1</sup> / <sub>8</sub> " x 2 <sup>3</sup> / <sub>4</sub> " round corners, strike reinforcer
<b>Codes:</b>	Pre-set, unique 6 digit programming code, 2 pre-set unique 4-digit access codes, 30 access code capacity (4-8 digits)	Pre-set, unique 6-digit programming code, two pre-set unique 4-digit access codes, 30 code capacity	Pre-set, unique 6-digit programming code, two pre-set unique 4-digit access codes, 30 code capacity	Pre-set, unique 6-digit programming code, two pre-set unique 4-digit access codes, 19 code capacity	Pre-set, unique 6 digit programming code, 2 pre-set unique 4-digit access codes, 100 access code capacity
<b>Communications:</b>	Bluetooth® Smart***	900 MHz (Z-Wave® RF)**	900 MHz (Z-Wave® RF)**	900 MHz (Z-Wave® RF)**	WiFi
<b>Operating Temps:</b>	Ext: -35C to 66C Int: -10C to 49C	Ext: -30C to 66C Int: -10C to 49C	Ext: -30C to 66C Int: -10C to 49C	Ext: -30C to 66C Int: -10C to 49C	Ext: -35C to 66C Int: -10C to 49C

\*\*\* The Bluetooth® word mark and logos are registered trademarks owned by Bluetooth SIG, Inc. and any use of such marks by Schlage Lock Company, LLC is under license. ^HomeKit™ is a trademark of Apple Inc.

## PACKAGING & CARTON SPECS

	INDIVIDUAL CARTON				SHIPPER					
	CARTON WEIGHT	HEIGHT	WIDTH	DEPTH	QTY. SHIPPER	CARTON WEIGHT	CU. FT.	HEIGHT	WIDTH	DEPTH
BE479	5.2 lbs	9.8 in.	6.5 in.	5.7 in.	1	5.2	0.21	9.8 in.	6.5 in.	5.7 in.
BE469	3.8 lb	9.25 in.	5.125 in.	4.5 in.	4	16.0	0.58	10.0 in.	9.625 in.	10.5 in.
BE468	3.8 lb	9.25 in.	5.125 in.	4.5 in.	4	16.0	0.58	10.0 in.	9.625 in.	10.5 in.
BE469	3.6 lb	4.53 in.	9.19 in.	XX	4	15	XX	9.5 in.	9.375 in.	10.25 in.
FE599	5.15 lb	8.86 in.	7.42 in.	5.87 in.	2	10.8	0.42	9.55 in.	7.8 in.	12.08 in.

For Vis Pack carton specs, see page 136



**PEACE OF MIND FROM ANYWHERE**

- Secure remote access from anywhere - no hubs or adapters required
- Smaller interior trim offers more stylish aestheti
- Works with Schlage Home app, Key by Amazon and Amazon Alexa
- Firmware updates through the app ensure future compatibility



exterior



interior

BE489  
Camelot  
(CAM)



exterior



interior

BE489  
Century  
(CEN)

**BE489WBC**

**Schlage Encode™ Smart WiFi Deadbolt**

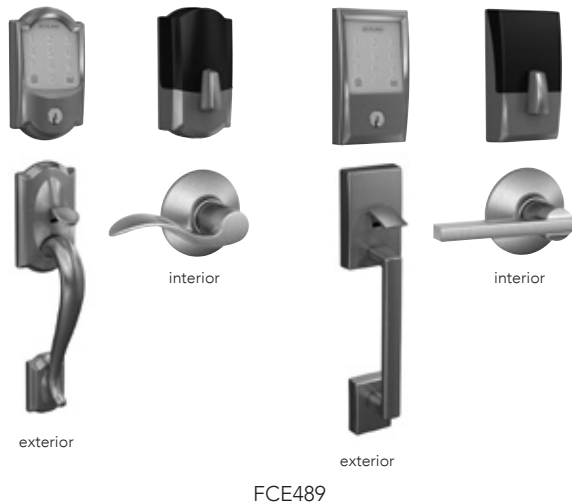
**FINISHES**

Style/Design	Packaging	605	505	530	608	609	618	619	620	621	622	625	626	716	613
(CAM) Camelot	Box	•	•	\$540	•	•	•	\$540	•	•	\$540	\$540	•	\$540	•
(CEN) Century	Box	•	•	540	•	•	•	540	•	•	540	540	•	540	•

**Parts**

Item Number	Description	LIST PRICE
B489-010-CAM	Cover, Batter, Inside, Camelot	
B489-010-CEN	Cover, Batter, Inside, Century	
B489-011	Battery, Holder	
12-351	Adjustable Latch Assy, Beveled, Triple Option, 20 Min. Fire Rated, NH	Call for pricing.
B489-108	Kit, Screws, BE489	
B489-106	Thick Door Kit, BE489	

## ELECTRONIC LOCKS CONNECTED HOME



### FCE489 Schlage Encode™ Smart WiFi Deadbolt with Schlage Custom handleset exterior

Style/Design	Packaging	FINISHES												
		605	530	608	609	618	619	620	621	622	625	626	716	613
(CAM) Camelot	Box	•	\$776	•	•	•	\$776	•	•	\$776	\$776	•	\$776	•
(CEN) Century	Box	•	776	•	•	•	776	•	•	776	776	•	776	•


### FCE489 FCE489 Schlage Custom handleset interior options

Style/Design	Packaging	FINISHES												
		605	530	608	609	618	619	620	621	622	625	626	716	613
<b>Interior Lever</b>														
(BRW) Broadway Lever	Box	•	•	•	•	•	✓	•	•	✓	✓	•	✓	•
(CYB) Clybourn Lever	Box	•	•	•	•	•	✓	•	•	✓	•	•	•	•
(DMP) Dempsey Lever	Box	•	•	•	•	•	✓	•	•	✓	•	•	•	•
(ELR) Eller Lever	Box	•	•	•	•	•	✓	•	•	✓	✓	•	✓	•
(LAT) Latitude Lever	Box	•	✓	•	•	•	✓	•	•	✓	•	•	✓	•
(NBK) Northbrook Lever	Box	•	•	•	•	•	✓	•	•	✓	✓	•	✓	•
(RVT) Rivington Lever	Box	•	•	•	•	•	✓	•	•	•	•	•	✓	•
(WIT) Whitney Lever	Box	•	✓	•	•	•	✓	•	•	3	•	•	✓	•
<b>Interior Knob</b>														
(ALX) Alexandria Knob	Box	•	✓	•	•	•	✓	•	•	✓	•	•	✓	•
(AND) Andover Knob	Box	•	•	•	•	•	✓	•	•	•	•	•	✓	•
(BWE) Bowery Knob	Box	•	✓	•	•	•	✓	•	•	✓	✓	•	✓	•
(DAW) Dawes Knob	Box	•	•	•	•	•	✓	•	•	✓	✓	•	•	•
(GAN) Ganton Knob	Box	•	•	•	•	•	✓	•	•	✓	•	•	•	•
(GEO) Georgian Knob	Box	•	•	•	•	•	✓	•	•	✓	✓	•	✓	•
(HOB) Hobson Knob	Box	•	•	•	•	•	✓	•	•	✓	•	•	✓	•
(OFM) Offerman Knob	Box	•	•	•	•	•	✓	•	•	•	•	•	✓	•
(PLY) Plymouth Knob	Box	•	•	•	•	•	✓	•	•	✓	✓	•	✓	•

#### List Price Adder:

Decorative trim - add \$10 to list price. See page 28 for details. Split finish - add \$13 to list price.

**ELECTRONIC LOCKS CONNECTED HOME**



**FE489 Schlage Encode™ Smart WiFi Deadbolt with handleset exterior**

**FINISHES**

Style/Design	Packaging	605	505	530	608	609	618	619	620	621	622	625	626	716	613
(CAM) Camelot	Box	•	•	•	•	•	•	\$760	•	•	\$760	\$760	•	\$760	•
(CEN) Century	Box	•	•	•	•	•	•	760	•	•	760	760	•	760	•

**FBE489 Schlage Encode™ Smart WiFi Deadbolt combo pack**

**FINISHES**

Style/Design	Packaging	605	505	530	608	609	618	619	620	621	622	625	626	716	613
(CAM) Camelot	Box	•	•	•	•	•	•	\$610	•	•	\$610	\$610	•	\$610	•
(CEN) Century	Box	•	•	•	•	•	•	610	•	•	610	610	•	610	•

**FE489 Handleset interior options**  
**FBE489 Knob and Lever options (exterior and interior)**

**FINISHES**

Style/Design	Packaging	605	505	530	608	609	618	619	620	621	622	625	626	716	613
<b>Interior Lever</b>															
(ACC) Accent Lever*	Box	•	•	•	•	•	•	✓	•	•	✓	✓	•	✓	•
(AVA) Avanti Lever*	Box	•	•	•	•	•	•	✓	•	•	•	✓	•	✓	•
(BIR) Birmingham Lever	Box	•	•	•	•	•	•	✓	•	•	•	✓	•	✓	•
(BRW) Broadway Lever	Box	•	•	•	•	•	•	✓	•	•	✓	✓	•	✓	•
(CHP) Champagne Lever*	Box	•	•	•	•	•	•	✓	•	•	•	•	•	✓	•
(ELA) Elan Lever	Box	•	•	•	•	•	•	✓	•	•	✓	✓	•	✓	•
(FLA) Flair Lever*	Box	•	•	•	•	•	•	✓	•	•	•	✓	•	✓	•
(JAZ) Jazz Lever	Box	•	•	•	•	•	•	✓	•	•	•	•	•	•	•
(LAT) Latitude Lever	Box	•	•	•	•	•	•	✓	•	•	✓	✓	•	✓	•
(MER) Merano Lever*	Box	•	•	•	•	•	•	✓	•	•	✓	✓	•	✓	•
(MNH) Manhattan Lever*	Box	•	•	•	•	•	•	✓	•	•	•	✓	•	•	•
(NBK) Northbrook lever	Box	•	•	•	•	•	•	✓	•	•	•	•	•	•	•
(SAC) Sacramento Lever	Box	•	•	•	•	•	•	✓	•	•	•	✓	•	✓	•
(VLA) Avila Lever	Box	•	•	•	•	•	•	✓	•	•	•	✓	•	✓	•
<b>Interior Knob</b>															
(AND) Andover Knob	Box	•	•	•	•	•	•	✓	•	•	•	✓	•	✓	•
(BEL) Bell Knob	Box	•	•	•	•	•	•	✓	•	•	•	✓	•	✓	•
(BWE) Bowery Knob	Box	•	•	•	•	•	•	✓	•	•	✓	✓	•	✓	•
(GEO) Georgian Knob	Box	•	•	•	•	•	•	✓	•	•	✓	✓	•	✓	•
(PLY) Plymouth Knob	Box	•	•	•	•	•	•	✓	•	•	✓	✓	•	✓	•
(ORB) Orbit Knob	Box	•	•	•	•	•	•	✓	•	•	•	✓	•	•	•
(SIE) Siena Knob	Box	•	•	•	•	•	•	✓	•	•	✓	✓	•	✓	•

**List Price Adder:**

Decorative trim - add \$16 to list price. See page 38 for details. Split finish - add \$13 to list price.

## ELECTRONIC LOCKS CONNECTED HOME



### BE479AA Series Schlage Sense® Smart Deadbolt

Function	Packaging	FINISHES													
		605	505	530	608	609	618	619	620	621	622	625	626	716	613
BE479AA Camelot	Box/Vis	•	•	\$490	•	•	•	<b>\$490</b>	•	•	490	\$490	•	<b>\$490</b>	•
BE479AA Century	Box/Vis	•	•	490	•	•	•	<b>490</b>	•	•	<b>490</b>	490	•	490	•

#### List Price Adders:

- Visual Package Options (highlighted) - add \$5 to list price
- Triple Option Latch - add \$2 to list price
- Split Finish - add \$6.50 to highest list price

### BR400 SERIES Schlage Sense Wi-Fi Adapter

With the optional Schlage Sense® Wi-Fi Adapter users can lock and unlock their Schlage Sense® Smart Deadbolt from anywhere using iOS and Android™ smartphones.\*

#### Features:

- Lock/unlock your Schlage Sense Smart Deadbolt from anywhere\*
- Easy setup and pairing with smartphone through Schlage Home app
- Get lock/unlock push notifications
- One Adapter can support up to two Schlage Sense® Smart Deadbolts
- Pairs only with Schlage Sense Smart Deadbolt (Sold Separately)
- 1-year warranty

\* For remote capability, Schlage Sense Wi-Fi Adapter should be plugged into power, connected to Wi-Fi and in Bluetooth range of the Schlage Sense Smart Deadbolt (about 40 feet).



UPC	Part No /Description	LIST PRICE
043156638741	BR400 Schlage Sense Wi-Fi Adapter	\$ 126

### PACKAGING & CARTON SPECS

	INDIVIDUAL CARTON				SHIPPER					
	CARTON WEIGHT	HEIGHT	WIDTH	DEPTH	QTY. SHIPPER	CARTON WEIGHT	CU. FT.	HEIGHT	WIDTH	DEPTH
BR400	0.4 lbs	4 in.	2.6 in.	4 in.	4	2.2 lbs.	0.15	8.7 in.	9 in.	3.3 in.

## ELECTRONIC LOCKS CONNECTED HOME



### BE469ZP Series Schlage Connect®

Function	Packaging	FINISHES													
		605	505	530	608	609	618	619	620	621	622	625	626	716	613
BE469ZP* Camelot	Box/Vis	\$440	•	\$445	•	•	•	\$445	•	•	\$445	\$445	•	\$445	•
BE469ZP Century	Box/Vis	•	•	445	•	•	•	445	•	•	445	445	445	445	•

#### List Price Adders:

Visual Package Options (highlighted) - add \$5 to list price

Triple Option Latch - add \$2 to list price

Split Finish - add \$6.50 to highest list price



### BE468ZP Features:

- ANSI/BHMA Commercial Grade 2 Security Rating
- ANSI/BHMA Residential Grade BAA in Security, Durability, Finish
- White backlighting
- No alarm function

### BE468ZP Series

Function	Packaging	FINISHES													
		605	505	530	608	609	618	619	620	621	622	625	626	716	613
BE468ZP Camelot		\$390	•	\$395	•	•	•	\$395	•	•	\$395	\$395	•	\$395	•
BE468ZP Century		•	•	395	•	•	•	395	•	•	395	395	395	395	•

#### List Price Adders:

Split Finish - add \$6.50 to highest list price

## ELECTRONIC LOCKS CONNECTED HOME



### BE468GBAK Features:

- ANSI/BHMA Commercial Grade 2 Security Rating
- ANSI/BHMA Residential Grade BAA in Security, Durability, Finish
- White backlighting
- No alarm function

BE468GBAK  
Camelot  
(CAM)

BE468GBAK  
Century  
(CEN)

### BE468GBAK

#### Schlage Connect® Touchscreen Deadbolt

#### FINISHES

Function	Packaging	605	505	530	608	609	618	619	620	621	622	625	626	716	613
BE468GBAK Camelot	Box/Vis	\$440	•	\$445	•	•	•	\$445	•	•	\$445	\$445	•	\$445	•
BE468GBAK Century	Box/Vis	•	•	445	•	•	•	445	•	•	445	445	•	445	•

#### List Price Adders:

- Triple Option Latch - add \$2 to list price
- Split Finish - add \$6.50 to highest list price



FE599NX  
Camelot x Accent  
(CAM x ACC)

### FE599NX Series


#### Connected Keypad Lever

#### FINISHES


Function	Packaging	605	505	608	609	618	619	620	621	622	625	626	716	613
FE599NX Camelot		•	\$420	•	•	•	\$420	•	•	•	•	•	\$420	•

Code Entry Locks

**AVAILABLE FUNCTIONS**




BE375




FE695


---



BE365



FE595



FE575

**Schlage Touch® Locks**  
**ANSI/BHMA Commercial Grade 2**  
**ANSI/BHMA Residential Grade AAA**

**BE375 – Touchscreen Deadbolt**

- Deadbolt retracted by entering valid user code then rotating outside thumbturn, or by inside thumb turn
- Deadbolt thrown by rotating outside thumbturn after pressing Schlage button, or by inside thumbturn

**FE695 – Touchscreen Lever**

- Unlocked from outside by valid access code
- Inside knob or lever always unlocked
- Interior switch sets lock to unlocked or automatic re-locking modes

---

**Keypad Locks**  
**ANSI/BHMA Commercial Grade 2**

**BE365 - Keypad Deadbolt**

- Deadbolt thrown from outside by keyway turn after pressing Schlage button or by inside thumbturn
- Deadbolt retracted from outside by entering valid access code then rotating keyway turn or by inside thumbturn
- Key can be used to unlock as backup

**FE595 - Keypad Entry with Flex-Lock**

- Flex-locking, use interior switch to change between unlocked or automatic re-locking modes
- Unlocked by valid access code from outside
- Inside knob or lever always unlocked
- Key can be used to unlock as back-up

**FE575 - Keypad Entry with Auto-Lock**

- Auto-locking, automatically re-locks after 5 seconds
- Unlocked by valid access code from outside
- Inside knob or lever always unlocked
- Key can be used to unlock as back-up

**NOTE:**  
 FE285 is now located in the  
 Handleset section of the pricebook

**PRODUCT IDENTIFICATION**

FE	595		PLY	505	FLA		12-322	10-115	KD
Lock Series	Product	Suffix Package	Style	Finish Code	Design	Hand	Latch	Strike	Keying

**FINISH CODES & DESCRIPTIONS**

505	530	605	608	609	613	618	619	620	621	622	625	626	716
Lifetime Bright Brass	Black Stainless	Bright Brass (US3)	Satin Brass	Antique Brass (US5)	Oil-Rubbed Bronze (US10B)	Polished Nickel	Satin Nickel (US15)	Antique Pewter (US15A)	Distressed Nickel	Matte Black (US19)	Bright Chrome (US26)	Satin Chrome (US26D)	Aged Bronze

Non-standard finishes are not available.  
 Full-color swatch examples available on inside Handleset tab.

# ELECTRONIC LOCKS CODE ENTRY

## CODE ENTRY LOCKS

### STANDARD FEATURES / CONFIGURATIONS

Certification	Schlage Touch® Electronic Deadbolt BE375	Schlage Touch® Electronic Lever FE695
	ANSI/BHMA Commercial Grade 2 ANSI/BHMA Residential Grade AAA	ANSI/BHMA Commercial Grade 2 ANSI/BHMA Residential Grade AAA
<b>Product Dimensions (inches) (w x h x d)</b>	3 x 5.4 x 5.2	3 x 5.4 x 7.9
<b>Weight</b>	3.4 lbs	4.5 lbs
<b>Warranty</b>	3 year electronics, limited lifetime mechanical and finish	3 year electronics, limited lifetime mechanical and finish
<b>Battery</b>	9V battery (1)	9V battery (1)
<b>Latch Throw</b>	1"	1/2" throw, 7/8" housing diameter
<b>Cylinder</b>	None	None
<b>Door Thickness</b>	extends 1 3/8" to 1 3/4" 1 7/8" to 2 1/2"; thick door kit	1 3/8" to 1 3/4"
<b>Cross Bore</b>	2 1/8"	2 1/8"
<b>Latch Faceplate Size</b>	1"	1" x 2 1/4" radius corner
<b>Latch/Backset</b>	2 3/8" to 2 3/4" adjustable	2 3/8" OR 2 3/4" adjustable
<b>Latch Faceplate Size</b>	1" x 2 1/4"	1" x 2 1/4"
<b>Latch Faceplate Options</b>	Springlatch radius corner and circular drive-in faceplates	Springlatch radius corner and circular drive-in faceplates
<b>Strike</b>	1 1/8" x 2 3/4" round corners, strike reinforce	1 5/8" x 2 1/4", radius corner, full lip latch strikes
<b>Keys</b>	None	None
<b>Codes</b>	2 pre-set unique 4-digit access codes, storage of up to 19 access codes	2 pre-set unique 4-digit access codes, storage of up to 19 access codes
<b>Operating Temperatures</b>	Outside lock body (exterior mounted): -35C to 66C Inside lock body (interior mounted): -10C to 50C	Outside lock body (exterior mounted): -35C to 66C Inside lock body (interior mounted): -10C to 50C

## LATCHES & STRIKES

### FE Keypad Levers

Keyed Latches - Dead Latches

**16-086** - Dual Option (Round, Drive-in) - **STANDARD**

16-207 - Square Corner

16-211 - Triple Option (Round, Square, Drive-in)

Strikes

**10-027** - Round Corner Full Lip - **STANDARD**

10-001 - Square Corner T Strike

10-026 - Square Corner Full Lip

10-058 - Circular - Adjustable

10-063 - Dual Strikes (Round & Square Full Lip)

10-025 - ANSI Square Corner

### BE Keypad Deadbolts

Latches

**12-321** - Dual Option (Round, Drive-in) - **STANDARD**

12-288 - Square Corner

12-287 - Triple Option (Round, Square, Drive-in)

12-294 - UL Listed Square Corner with Firecup

12-397 - UL Listed Round Corner with Firecup

Strikes

10-116 - Round Corner Strike with Reinforcer - **STANDARD**

10-092 - Round Corner Full Lip Strike

10-094 - Square Corner Strike with Reinforcer



CODE ENTRY LOCKS

STANDARD FEATURES / CONFIGURATIONS

Certification	Electronic Keypad Deadbolt BE365	Electronic Keypad Entry with Flex-Lock FE595	Electronic Keypad Entry with Auto-Lock FE575
	ANSI/BHMA Commercial Grade 2 ANSI/BHMA Residential Grade AAA Options available for UL Listed for 20-min fire door and 3-hour fire door	ANSI/BHMA Commercial Grade 2 ANSI/BHMA Residential Grade AAA	ANSI/BHMA Commercial Grade 2 ANSI/BHMA Residential Grade AAA
<b>Product Dimensions (inches) (w x h x d)</b>	6.77 x 4.22 x 8.39	3.01 x 6.84 x 6.85	3.01 x 6.84 x 6.85
<b>Weight</b>	5.5 lbs	5.05 lbs	4.25 lbs
<b>Warranty</b>	3 year electronics, limited lifetime mechanical and finish	3 year electronics, limited lifetime mechanical and finish	3 year electronics, limited lifetime mechanical and finish
<b>Battery</b>	9V battery (1)	9V battery (1)	9V battery (1)
<b>Latch Throw</b>	1"	1/2" throw, 7/8" housing diameter	1"
<b>Cylinder</b>	5 pin, C keyway	5 pin, C keyway	5 pin, C keyway
<b>Door Thickness</b>	1 3/8" to 1 3/4"	1 3/8" to 1 3/4"	1 3/8" to 1 3/4"
<b>Cross Bore</b>	2 1/8"	2 1/8"	2 1/8"
<b>Latch Faceplate Size</b>	1"	1" x 2 1/4" radius corner	1"
<b>Latch/Backset</b>	2 3/8" to 2 3/4" adjustable	2 3/8" to 2 3/4" adjustable	2 3/8" to 2 3/4" adjustable
<b>Latch Faceplate Size</b>	1" x 2 1/4"	1" x 2 1/4"	1" x 2 1/4"
<b>Latch Faceplate Options</b>	Round corner, square corner, and drive-in (dual option standard)	Springlatch radius corner and circular drive-in faceplates	Round corner, square corner, and drive-in (dual option standard)
<b>Strike</b>	1 1/8" x 2 3/4" round corners, strike reinforce	1 5/8" x 2 1/4", radius corner, full lip latch strikes	1 1/8" x 2 3/4" round corners, strike reinforce
<b>Keys</b>	1 Key	1 Key	1 Key
<b>Codes</b>	2 pre-set unique 4-digit access codes, storage of up to 19 access codes	2 pre-set unique 4-digit access codes, storage of up to 19 access codes	2 pre-set unique 4-digit access codes, storage of up to 19 access codes
<b>Operating Temperatures</b>	Outside lock body (exterior mounted): -35C to 66C Inside lock body (interior mounted): -10C to 50C	Outside lock body (exterior mounted): -35C to 66C Inside lock body (interior mounted): -10C to 50C	Outside lock body (exterior mounted): -35C to 66C Inside lock body (interior mounted): -10C to 50C

PACKAGING & CARTON SPECS

	INDIVIDUAL CARTON				SHIPPER					
	CARTON WEIGHT	HEIGHT	WIDTH	DEPTH	QTY. SHIPPER	CARTON WEIGHT	CU. FT.	HEIGHT	WIDTH	DEPTH
<b>Levers</b>										
FE375	3.31	4.63 in.	9.25 in.	5.00 in.	6	20.80	0.83	9.75 in.	9.50 in.	15.50 in.
FE695	4.04	6.00 in.	6.50 in.	9.13 in.	6	27.00	1.44	9.75 in.	12.75 in.	20.00 in.
BE365	5.50	4.22 in.	6.77 in.	8.39 in.	6	33.00	1.00	9.30 in.	13.50 in.	14.10 in.
FE595	5.05	4.75 in.	8.00 in.	9.50 in.	6	30.30	1.50	10.60 in.	14.00 in.	17.00 in.
FE575	4.25	4.75 in.	8.00 in.	9.50 in.	6	25.50	1.50	10.60 in.	14.00 in.	17.00 in.

For Vis Pack carton specs, see page 136

## ELECTRONIC LOCKS CODE ENTRY

### Schlage Touch® Deadbolts



exterior



interior

BE375  
Camelot  
(CAM)



exterior



interior

BE375  
Century  
(CEN)

#### BE375 Series Schlage Touch® Deadbolts

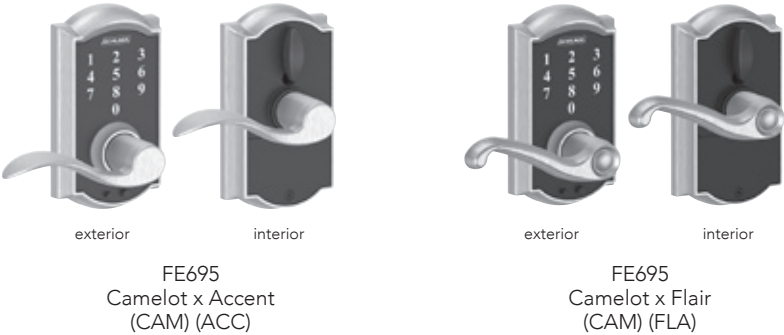
#### FINISHES

Function	Style/Design	Packaging	605	505	608	609	618	619	620	621	622	625	626	716	613
BE375	Camelot	Box/Vis	\$250	•	•	\$255	•	<b>\$255</b>	•	•	\$255	\$255	\$255	<b>\$255</b>	•
BE375	Century	Box/Vis	•	•	•	•	•	<b>255</b>	•	•	<b>255</b>	255	255	<b>255</b>	•

#### List Price Adders:

Visual Package Options (highlighted) - add \$5 to list price  
Triple Option Latch - add \$2 to list price

Schlage Touch® Levers



**FE695 Series**  
**Schlage Touch Keyless Touchscreen Levers**

**FINISHES**

Function	Style/Design	Packaging	605	505	608	609	618	619	620	621	622	625	626	716	613
<b>(CAM) Camelot</b>															
FE695	Accent	Box/Vis	\$270	•	•	\$275	•	<b>\$275</b>	•	•	\$275	\$275	\$275	<b>\$275</b>	•
FE695	Flair	Box	270	•	•	275	•	275	•	•	•	•	275	275	•
<b>(CEN) Century</b>															
FE695	Broadway	Box	•	•	•	•	•	275	•	•	275	275	275	275	•
FE695	Elan	Box	•	•	•	•	•	•	•	•	•	•	275	•	•
FE695	Latitude	Box/Vis	•	•	•	•	•	<b>275</b>	•	•	<b>275</b>	275	275	<b>275</b>	•
FE695	Merano	Box	•	•	•	•	•	275	•	•	275	275	275	275	•

**List Price Adders:**  
 Visual Package Options (highlighted) - add \$5 to list price  
 Triple Option Latch - add \$2 to list price

# ELECTRONIC LOCKS CODE ENTRY

## Keypad Deadbolts



exterior



interior

BE365  
Camelot  
(CAM)



exterior



interior

BE365  
Plymouth  
(PLY)

### BE Series Keypad Deadbolts

			FINISHES													
Function		Packaging	605	505	530	608	609	618	619	620	621	622	625	626	716	613
BE365	Camelot	Box/Vis	•	\$225	\$225	•	\$225	•	\$225	\$225	•	\$225	•	\$225	\$225	•
BE365	Plymouth	Box/Vis	•	225	•	•	225	•	225	225	•	225	•	225	225	•
BE365F20	Camelot	Box	•	240	•	•	240	•	240	240	•	•	•	240	240	•
BE365F20	Plymouth	Box	•	240	•	•	240	•	240	240	•	•	•	240	240	•
BE365F	Camelot UL	Box	•	280	•	•	280	•	280	280	•	•	•	280	280	•
BE365F	Plymouth UL	Box	•	280	•	•	280	•	280	280	•	•	•	280	280	•

#### List Price Adders:

Visual Package Options (highlighted) - add \$5 to list price  
 Triple Option Latch - add \$2 to list price

Keypad Entry with Flex-Lock



**FE595 Series**

**Keypad Entry Lever or Knob with Flex-Lock**

**FINISHES**


Function	Style/Design	Packaging	605	505	608	609	618	619	620	621	622	625	626	716	613
<b>(CAM) Camelot</b>															
FE595	Accent Lever	Box/Vis	•	\$245	•	\$245	•	<b>\$245</b>	\$245	•	<b>\$245</b>	•	\$245	<b>\$245</b>	•
FE595	Georgian Knob	Box	•	230	•	230	•	230	•	•	230	•	•	230	•
<b>(PLY) Plymouth</b>															
FE595	Accent Lever	Box	•	245	•	•	•	245	245	•	245	•	•	245	•
FE595	Latitude Lever	Box/Vis	•	•	•	•	•	<b>245</b>	•	•	<b>245</b>	•	245	•	•
FE595	Elan Lever	Box	•	•	•	•	•	•	•	•	•	•	245	•	•
FE595	Flair Lever	Box/Vis	•	<b>245</b>	•	<b>245</b>	•	245	245	•	•	•	245	245	•
FE595	Jazz Lever	Box	•	•	•	•	•	•	•	•	•	•	245	•	•
FE595	Plymouth Knob	Box	•	230	•	•	•	230	•	•	230	•	•	•	•
FE595	Merano Lever	Vis	•	•	•	•	•	<b>245</b>	•	•	245	•	•	•	•
FE595CSV	Elan Lever	Vis	•	•	•	•	•	•	•	•	•	•	245*	245*	•
FE595CSV	Orbit Knob	Vis	•	•	•	•	•	•	•	•	•	•	230*	•	•

**List Price Adders:**

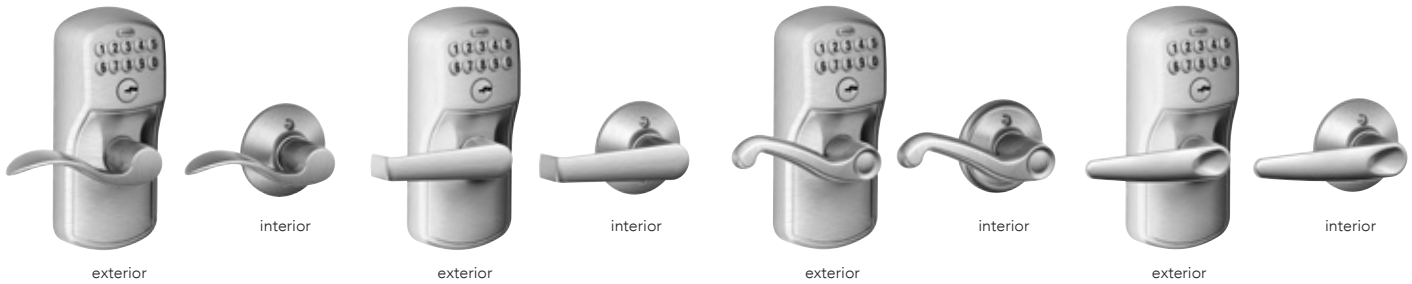
- Visual Package Options (highlighted) - add \$5 to list price
- Triple Option Latch - add \$2 to list price
- \* Contractor Series. Visual Package and Triple Option Latch only - add \$13 to list price

# ELECTRONIC LOCKS CODE ENTRY

## Keypad Entry with Auto-Lock



FE575  
Camelot x Accent  
(CAM) (ACC)



FE575  
Plymouth x Accent  
(PLY) (ACC)

FE575  
Plymouth x Elan  
(PLY) (ELA)

FE575  
Plymouth x Flair  
(PLY) (FLA)

FE575  
Plymouth x Jazz  
(PLY) (JAZ)

### FE575 Series

#### Keypad Entry Lever or Knob with Auto-Lock

#### FINISHES

Function	Style/Design	Packaging	605	505	608	609	618	619	620	621	622	625	626	716	613
<b>(CAM) Camelot</b>															
FE575	Accent Lever	Box	•	\$235	•	\$235	•	\$235	\$235	•	•	•	\$235	\$235	•
<b>(PLY) Plymouth</b>															
FE575	Accent Lever	Box	•	•	•	•	•	235	235	•	•	•	•	235	•
FE575	Elan Lever	Box	•	•	•	•	•	•	•	•	•	•	235	•	•
FE575	Flair Lever	Box	•	235	•	235	•	235	235	•	•	•	235	235	•
FE575	Jazz Lever	Box	•	•	•	•	•	•	•	•	•	•	235	•	•
FE575	Plymouth Knob	Box	•	235	•	•	•	•	•	•	•	•	•	•	•

FC Series.....	23
FCT Series.....	29
F Series.....	31
F Series decorative collection.....	38
J Series.....	39

FC Series Handlesets  
AVAILABLE FUNCTIONS



**ANSI/BHMA A156.36 Commercial Grade 1**  
**ANSI/BHMA A156.40 Residential Grade AAA**  
**Entrance Handlesets**

**FC58 – Handleset/Entrance Lock Exterior**

- Outside grip and deadbolt trim of FC60
- Pair with an FC59 for a complete handleset

**FC59 – Handleset/Entrance Lock Interior**

- Inside trim, deadbolt thumbturn, latches, strikes & screws for FC60
- Pair with an FC58 for a complete handleset

**FC60 – Single Cylinder Deadbolt/Entrance Lock**

- Deadbolt thrown or retracted by key from outside or by inside thumbturn
- Latch retracted by thumbpiece from outside or by inside knob/lever

**FC92 – Inactive Handleset Exterior**

- Outside inactive grip & dummy deadbolt
- Pair with an FC94 for a complete inactive handleset

**FC94 – Inactive Handleset Interior**

- Inside inactive knob/lever, blank deadbolt trim & screws
- Pair with an FC92 for a complete inactive handleset

**FC93 – Inactive Handleset**

- For use as door pull or as decorative trim on inactive leaf of pair of doors
- Fixed thumbpiece and inside knob/lever
- Decorative deadbolt with inside trim

**FC285 - Lower Half - Front Entry Set**

- Combine with Electronic Deadbolt for complete Front Entry Set
- Latch retracted by thumbpiece from outside or by inside knob/lever

**PRODUCT IDENTIFICATION**

FC	60	F	CEN	619	LAT	CEN	16-680	10-269	KD
Lock Series	Product	UL Fire Rated	Style	Finish Code	Design	Decorative Trim	Latch	Strike	Keying

**LATCHES & STRIKES**

**Latches**

**16-680** - Triple Option - Round Corner + Square Corner + Drive-in (16-601 + 12-287)

**Strikes**

**10-115** - Round Corner Full Lip Strike Set (10-027 + 10-116)  
**10-269** - Round Corner Strike Set (10-026 + 10-027 + 10-116) STANDARD

# HANDLESETS FE SERIES

## STANDARD FEATURES / CONFIGURATIONS

### FC-Series Entrance Handlesets\*

<b>Certification:</b>	ANSI/BHMA A156.36-2016 Commercial Grade 1 ANSI/BHMA A156.40-2015 Residential Grade AAA
<b>Latch:</b>	1" x 2 1/4" square corner, 1/4" radius corner faceplate, circular drive-in faceplate, 1" housing diameter, 1/2" throw springlatch
<b>Deadbolt:</b>	1" x 2 1/4" square corner, 1/4" radius corner faceplate, circular drive-in faceplate, 1" housing diameter, 1" throw
<b>Strike:</b>	Part 10-269, includes: 1 1/4" radius round corner deadbolt strike (10-116), 1 square corner full 1 1/4" radius round corner full lip strike (10-027)
<b>Reinforcement:</b>	Door frame reinforcer with 3" screws
<b>Backset:</b>	Adjustable backset latch and deadbolt, fits either 2 3/8" or 2 3/4" backsets
<b>Cylinder:</b>	5-Pin, keyed 5-Pin, C keyway, keyed different (KD)
<b>Door Range:</b>	1 5/8" - 2 1/4"
<b>Keys:</b>	Two cut keys per lock, 5-pin, C section
<b>Adjustable Throughbolt:</b>	Adjustable throughbolt can move up and down 1 1/2" to fit a variety of pre-existing holes

\*Locks are furnished with standard features unless otherwise specified  
To order locks with non-standard features specify non-standard feature desired

## FINISH CODES & DESCRIPTIONS

530	608	618	619	622	625	626	716
Black Stainless	Satin Brass	Polished Nickel	Satin Nickel (US15)	Matte Black (US19)	Bright Chrome (US26)	Satin Chrome (US26D)	Aged Bronze

## PACKAGING & CARTON SPECS

	INDIVIDUAL CARTON				SHIPPER						
	CARTON WEIGHT	HEIGHT	WIDTH	DEPTH	QTY. SHIPPER	CARTON WEIGHT	CU. FT.	HEIGHT	WIDTH	DEPTH	
<b>Handlesets</b>											
FC58	4.21	3.88 in.	8.00 in.	16.25 in.	4.00	17.75	0.02	8.38 in.	16.00 in.	16.88 in.	
FC59	2.13	3.63 in.	4.25 in.	8.13 in.	8.00	17.95	0.02	6.50 in.	15.25 in.	18.25 in.	
FC60	6.34	3.88 in.	8.00 in.	16.25 in.	4.00	26.27	0.02	8.38 in.	16.00 in.	16.88 in.	
FC92	3.99	3.88 in.	8.00 in.	16.25 in.	4.00	16.87	0.02	8.38 in.	16.00 in.	18.88 in.	
FC94	1.78	3.63 in.	4.25 in.	8.13 in.	8.00	15.15	0.02	6.50 in.	15.25 in.	18.25 in.	
FC93	5.77	3.88 in.	8.00 in.	16.25 in.	4.00	23.99	0.02	8.38 in.	16.00 in.	16.88 in.	
FC285	4.12	3.88 in.	8.00 in.	16.25 in.	4.00	17.39	0.02	8.38 in.	16.00 in.	16.88 in.	
FCT58	4.49	4.00 in.	8.38 in.	21.00 in.	2.00	18.87	0.03	9.13 in.	16.25 in.	21.50 in.	
FCT59	2.71	3.75 in.	4.25 in.	10.75 in.	4.00	22.59	0.02	11.50 in.	9.00 in.	15.75 in.	
FCT60	7.20	4.00 in.	8.38 in.	21.00 in.	2.00	29.71	0.03	9.13 in.	16.25 in.	21.50 in.	
FCT92	4.61	4.00 in.	8.38 in.	21.00 in.	2.00	19.35	0.02	9.13 in.	16.25 in.	21.50 in.	
FCT94	2.57	3.75 in.	4.25 in.	10.75 in.	4.00	21.47	0.02	11.50 in.	9.00 in.	15.75 in.	
FCT93	7.18	4.00 in.	8.38 in.	21.00 in.	2.00	29.63	0.03	9.13 in.	16.25 in.	21.50 in.	



AVAILABLE STYLES

FC58 Available Exterior Styles



Addison  
(ADD)

Camelot  
(CAM)


Century  
(CEN)

Greenwich  
(GRW)

Plymouth  
(PLY)

Wakefield  
(WKF)

FC59 Available Interior Styles



Broadway  
(BRW)

Clybourn  
(CYB)

Dempsey  
(DMP)

Eller  
(ELR)

Latitude  
(LAT)

Northbrook  
(NBK)

Pennant  
(PEN)

Rivington  
(RIV)

Whitney  
(WIT)

Alexandria  
(ALX)

Andover  
(AND)

Bowery  
(BWE)

Caine  
(CAN)

Dawes  
(DAW)

Ganton  
(GAN)

Georgian  
(GEO)

Hobson  
(HOB)

Kyle  
(KYL)

Nixon  
(NIX)

Offerman  
(OFM)

Plymouth  
(PLY)

Swanson  
(SWA)

# HANDLESETS FE SERIES

## FC58 Handleset Exterior

### FINISHES

Style/Design	Packaging	605	530	608	609	618	619	620	621	622	625	626	716	613
(ADD) Addison	Box	•	•	•	•	•	\$201	•	•	\$201	\$201	•	\$201	•
(CAM) Camelot	Box	•	201	201	•	•	201	•	•	201	201	•	201	•
(CEN) Century	Box	•	201	201	•	201	201	•	•	201	201	201	201	•
(GRW) Greenwich	Box	•	•	•	•	•	201	•	•	201	201	201	201	•
(PLY) Plymouth	Box	•	•	•	•	•	201	•	•	201	201	•	201	•
(WKF) Wakefield	Box	•	•	•	•	201	201	•	•	•	•	•	201	•

## FC59 Handleset/Entrance Lock Interior

### FINISHES

Style/Design	Packaging	605	530	608	609	618	619	620	621	622	625	626	716	613	
<b>Interior Thumbturn &amp; Interior Lever</b>															
(BRW) Broadway Lever	Box	•	•	•	•	•	\$119	•	•	\$119	\$119	\$119	\$119	•	
(CYB) Clybourn Lever	Box	•	•	•	•	•	119	•	•	119	•	•	•	•	
(DMP) Dempsey Lever	Box	•	•	•	•	119	119	•	•	119	•	•	•	•	
(ELR) Eller Lever	Box	•	•	119	•	•	119	•	•	119	119	•	119	•	
(LAT) Latitude Lever	Box	•	119	119	•	119	119	•	•	119	119	119	119	•	
(NBK) Northbrook lever	Box	•	•	•	•	•	119	•	•	119	119	•	119	•	
(PEN) Pennant Lever	Box	•	•	•	•	•	119	•	•	119	119	119	119	•	
(RVT) Rivington Lever	Box	•	•	•	•	•	119	•	•	•	•	•	119	•	
(WIT) Whitney Lever	Box	•	119	119	•	•	119	•	•	119	•	•	119	•	
<b>Interior Thumbturn &amp; Interior Knob</b>															
(AND) Andover Knob	Box	•	•	•	•	•	\$95	•	•	•	•	•	\$95	•	
(BWE) Bowery Knob	Box	•	95	95	•	•	95	•	•	95	95	•	95	•	
(GEO) Georgian Knob	Box	•	•	95	•	•	95	•	•	95	95	•	95	•	
(PLY) Plymouth Knob	Box	•	•	•	•	•	95	•	•	95	95	95	95	•	
(GAN) Ganton Knob	Box	•	•	•	•	•	119	•	•	119	•	•	•	•	
(NIX) Nixon Knob	Box	•	•	•	•	•	119	•	•	119	•	•	•	•	
(OFM) Offerman Knob	Box	•	•	•	•	•	119	•	•	•	•	•	119	•	
(SWA) Swanson Knob	Box	•	•	•	•	•	119	•	•	119	119	119	119	•	
(ALX) Alexandria Knob	Box	•	144	144	•	144	144	•	•	144	•	•	144	•	
(CAN) Caine Knob	Box	•	•	•	•	•	144	•	•	144	•	•	•	•	
(DAW) Dawes Knob	Box	•	•	144	•	•	144	•	•	144	144	•	•	•	
(HOB) Hobson Knob	Box	•	•	144	•	144	144	•	•	144	•	•	144	•	
(KYL) Kyle Knob	Box	•	•	•	•	•	144	•	•	144	144	•	•	•	

**Note:** For FC60 Pricing, combine pricing from FC58 Series and FC59 Series above.

## FC92 Inactive Handlesets Exterior

### FINISHES

Style/Design	Packaging	605	530	608	609	618	619	620	621	622	625	626	716	613
(ADD) Addison	Box	•	•	•	•	•	\$190	•	•	\$190	\$190	•	\$190	•
(CAM) Camelot	Box	•	190	190	•	•	190	•	•	190	190	•	190	•
(CEN) Century	Box	•	190	190	•	190	190	•	•	190	190	190	190	•
(GRW) Greenwich	Box	•	•	•	•	•	190	•	•	190	190	190	190	•
(PLY) Plymouth	Box	•	•	•	•	•	190	•	•	190	190	•	190	•
(WKF) Wakefield	Box	•	•	•	•	190	190	•	•	•	•	•	190	•

## FC94 Inactive Handlesets Interior

### FINISHES

Style/Design	Packaging	605	530	608	609	618	619	620	621	622	625	626	716	613	
<b>Interior Thumbturn &amp; Interior Lever</b>															
(BRW) Broadway Lever	Box	•	•	•	•	•	\$75	•	•	\$75	\$75	\$75	\$75	•	
(CYB) Clybourn Lever	Box	•	•	•	•	•	75	•	•	75	•	•	•	•	
(DMP) Dempsey Lever	Box	•	•	•	•	•	75	•	•	75	•	•	•	•	
(ELR) Eller Lever	Box	•	•	75	•	•	75	•	•	75	75	•	75	•	
(LAT) Latitude Lever	Box	•	75	75	•	•	75	•	•	75	75	75	75	•	
(NBK) Northbrook Lever	Box	•	•	•	•	•	75	•	•	75	75	•	75	•	
(PEN) Pennant Lever	Box	•	•	•	•	•	75	•	•	75	75	75	75	•	
(RVT) Rivington Lever	Box	•	•	•	•	•	75	•	•	•	•	•	75	•	
(WIT) Whitney Lever	Box	•	75	75	•	•	75	•	•	75	•	•	75	•	
<b>Interior Thumbturn &amp; Interior Knob</b>															
(AND) Andover Knob	Box	•	•	•	•	•	\$51	•	•	•	•	•	\$51	•	
(BWE) Bowery Knob	Box	•	51	51	•	51	51	•	•	51	51	•	51	•	
(GEO) Georgian Knob	Box	•	•	51	•	•	51	•	•	51	51	•	51	•	
(PLY) Plymouth Knob	Box	•	•	•	•	•	51	•	•	51	51	51	51	•	
(GAN) Ganton Knob	Box	•	•	•	•	•	75	•	•	75	•	•	•	•	
(NIX) Nixon Knob	Box	•	•	•	•	•	75	•	•	75	•	•	•	•	
(OFM) Offerman Knob	Box	•	•	•	•	•	75	•	•	•	•	•	75	•	
(SWA) Swanson Knob	Box	•	•	•	•	•	75	•	•	75	75	75	75	•	
(ALX) Alexandria Knob	Box	•	100	100	•	100	100	•	•	100	•	•	100	•	
(CAN) Caine Knob	Box	•	•	•	•	•	100	•	•	100	•	•	•	•	
(DAW) Dawes Knob	Box	•	•	100	•	•	100	•	•	100	100	•	•	•	
(HOB) Hobson Knob	Box	•	•	100	•	•	100	•	•	100	•	•	100	•	
(KYL) Kyle Knob	Box	•	•	•	•	•	100	•	•	100	100	•	•	•	

**Note:** For FC93 Pricing, combine pricing from FC92 Series and FC94 Series above.

Decorative Trim option- see chart on page 28

**HANDLESETS FE SERIES**

**AVAILABLE STYLES**



BE479, BE469, BE375, & BE365 pair with Camelot, Century & Plymouth only.

**FC285 Available Exterior Styles**



Addison  
(ADD)

Greenwich  
(GRW)


Wakefield  
(WKF)

Camelot  
(CAM)

Century  
(CEN)

Plymouth  
(PLY)

**FC285 Available Interior Styles**



Broadway  
(BRW)

Clybourn  
(CYB)

Dempsey  
(DMP)


Eller  
(ELR)

Latitude  
(LAT)

Northbrook  
(NBK)

Rivington  
(RIV)

Whitney  
(WIT)



Alexandria  
(ALX)

Andover  
(AND)

Bowery  
(BWE)

Dawes  
(DAW)

Ganton  
(GAN)

Georgian  
(GEO)

Hobson  
(HOB)

Plymouth  
(PLY)

Offerman  
(OFM)

## HANDLESETS FE SERIES

For the full FC285 Handleset list price, add the price of the FC285 Exterior Option to the price of the FC285 Interior Option

### FC285

#### Handleset exterior options

Style/Design	Packaging	FINISHES												
		605	530	608	609	618	619	620	621	622	625	626	716	613
(ADD) Addison	Box	•	•	•	•	•	\$168	•	•	\$168	\$168	•	\$168	•
(CAM) Camelot	Box	•	168	168	•	•	168	•	•	168	168	•	168	•
(CEN) Century	Box	•	168	•	•	•	168	•	•	168	168	168	168	•
(GRW) Greenwich	Box	•	•	•	•	•	168	•	•	168	168	168	168	•
(PLY) Plymouth	Box	•	•	•	•	•	168	•	•	•	•	•	168	•
(WKF) Wakefield	Box	•	•	•	•	•	168	•	•	•	•	•	168	•

### FC285

#### Handleset interior options

Style/Design	Packaging	FINISHES												
		605	530	608	609	618	619	620	621	622	625	626	716	613
<b>Interior Thumbturn &amp; Interior Lever</b>														
(BRW) Broadway Lever	Box	•	•	•	•	•	\$86	•	•	\$86	\$86	\$86	\$86	•
(CYB) Clybourn Lever	Box	•	•	•	•	•	86	•	•	86	•	•	•	•
(DMP) Dempsey Lever	Box	•	•	•	•	86	86	•	•	86	•	•	•	•
(ELR) Eller Lever	Box	•	•	86	•	•	86	•	•	86	86	•	86	•
(LAT) Latitude Lever	Box	•	86	86	•	86	86	•	•	86	86	86	86	•
(NBK) Northbrook Lever	Box	•	•	•	•	•	86	•	•	86	86	•	86	•
(RVT) Rivington Lever	Box	•	•	•	•	•	86	•	•	•	•	•	86	•
(WIT) Whitney Lever	Box	•	86	86	•	•	86	•	•	86	•	•	86	•
<b>Interior Thumbturn &amp; Interior Knob</b>														
(AND) Andover Knob	Box	•	•	•	•	•	\$62	•	•	•	•	•	\$62	•
(BWE) Bowery Knob	Box	•	62	62	•	62	62	•	•	62	62	•	62	•
(GEO) Georgian Knob	Box	•	•	62	•	•	62	•	•	62	62	•	62	•
(PLY) Plymouth Knob	Box	•	•	•	•	•	62	•	•	62	62	62	62	•
(GAN) Ganton Knob	Box	•	•	•	•	•	86	•	•	86	•	•	•	•
(OFM) Offerman Knob	Box	•	•	•	•	•	86	•	•	•	•	•	86	•
(ALX) Alexandria Knob	Box	•	130	130	•	130	130	•	•	130	•	•	130	•
(DAW) Dawes Knob	Box	•	•	130	•	•	130	•	•	130	130	•	•	•
(HOB) Hobson Knob	Box	•	•	130	•	130	130	•	•	130	•	•	130	•

Pair a knob or lever with our inspired decorative trim options to bring your vision to life. See pricing chart below.

#### Follow these steps for pricing decorative combinations:

1. Locate the price of the standard knob or lever from the Knobs/Levers section.
2. Use the chart below to find the list price adder for the matching Decorative Collection upgrade.
3. Add the prices together for the total cost of the new combinations. (look at page 36 if you need some guidelines)

#### For FC59 / FC60 / FC93 / FC94 / FC285 / FCE489

Custom trim finish	FINISHES AVAILABLE												
	605	530	608	609	618	619	620	621	622	625	626	716	613
Camelot (CAM)	•	\$10	\$10	•	•	\$10	•	•	\$10	•	•	\$10	•
Century (CEN)	•	10	10	•	•	10	•	•	10	10	10	10	•
Collins (COL)	•	10	10	•	•	10	•	•	10	10	10	10	•
Dalton (DLT)	•	•	•	•	•	10	•	•	10	•	•	•	•
Grandville (GDV)	•	•	•	•	•	10	•	•	•	•	•	10	•
Greene (GEE)	•	•	•	•	•	10	•	•	10	•	•	•	•
Howe (HOW)	•	•	•	•	•	10	•	•	10	10	•	10	•
Indy (IND)	•	•	•	•	•	10	•	•	10	10	10	10	•
Upland (ULD)	•	•	•	•	•	10	•	•	10	10	•	10	•

AVAILABLE STYLES

Addison (ADD)



FCT59 with Whitney (WIT) lever

FCT58

Camelot (CAM)



FCT59 with Hobson (HOB) knob

FCT58

Greene (GEE)



FCT59 with Caine (CAN) knob

FCT58

Century (CEN)



FCT59 with Eller (ELR) lever

FCT58

Greenwich (GRW)



FCT59 with Broadway (BRW) lever

FCT58

# HANDLESETS FCT SERIES

## FCT58 Handleset Exterior

Style/Design	Packaging	FINISHES												
		605	530	608	609	618	619	620	621	622	625	626	716	613
(CAM) Camelot	Box	•	•	•	•	•	\$207	•	•	\$207	\$207	•	\$207	•
(CEN) Century	Box	•	\$207	•	•	•	207	•	•	207	207	•	207	•
(ADD) Addison	Box	•	207	•	•	•	207	•	•	207	207	•	207	•
(GEE) Greene	Box	•	•	•	•	•	207	•	•	207	•	•	•	•
(GRW) Greenwich	Box	•	•	•	•	•	207	•	•	207	207	•	207	•

## FCT59 Handleset/Entrance Lock Interior

Style/Design	Packaging	FINISHES												
		605	530	608	609	618	619	620	621	622	625	626	716	613
<b>Interior Thumbturn &amp; Interior Lever</b>														
(BRW) Broadway Lever	Box	•	•	•	•	•	\$130	•	•	\$130	\$130	\$130	\$130	•
(CYB) Clybourn Lever	Box	•	•	•	•	•	130	•	•	130	•	•	•	•
(DMP) Dempsey Lever	Box	•	•	•	•	•	130	•	•	130	•	•	•	•
(ELR) Eller Lever	Box	•	•	•	•	•	130	•	•	130	130	•	130	•
(LAT) Latitude Lever	Box	•	130	•	•	•	130	•	•	130	130	130	130	•
(NBK) Northbrook Lever	Box	•	•	•	•	•	130	•	•	130	130	•	130	•
(PEN) Pennant Lever	Box	•	•	•	•	•	130	•	•	130	•	•	•	•
(RVT) Rivington Lever	Box	•	•	•	•	•	130	•	•	•	•	•	130	•
(WIT) Whitney Lever	Box	•	130	•	•	•	130	•	•	130	•	•	130	•
<b>Interior Thumbturn &amp; Interior Knob</b>														
(AND) Andover Knob	Box	•	•	•	•	•	\$106	•	•	•	•	•	\$106	•
(BWE) Bowery Knob	Box	•	106	•	•	•	106	•	•	106	106	•	106	•
(GEO) Georgian Knob	Box	•	•	•	•	•	106	•	•	106	•	•	106	•
(PLY) Plymouth Knob	Box	•	•	•	•	•	106	•	•	106	•	•	106	•
(GAN) Ganton Knob	Box	•	•	•	•	•	130	•	•	130	•	•	•	•
(NIX) Nixon Knob	Box	•	•	•	•	•	130	•	•	130	•	•	•	•
(OFM) Offerman Knob	Box	•	•	•	•	•	130	•	•	•	•	•	130	•
(SWA) Swanson Knob	Box	•	•	•	•	•	130	•	•	130	130	130	130	•
(ALX) Alexandria Knob	Box	•	155	•	•	•	155	•	•	155	•	•	155	•
(CAN) Caine Knob	Box	•	•	•	•	•	155	•	•	155	•	•	•	•
(DAW) Dawes Knob	Box	•	•	•	•	•	155	•	•	155	155	•	•	•
(HOB) Hobson Knob	Box	•	•	•	•	•	155	•	•	155	•	•	155	•
(KYL) Kyle Knob	Box	•	•	•	•	•	155	•	•	155	155	•	•	•

**Note:** For FCT60 Pricing, combine pricing from FCT58 Series and FCT59 Series above.

## FCT92 Inactive Handlesets Exterior

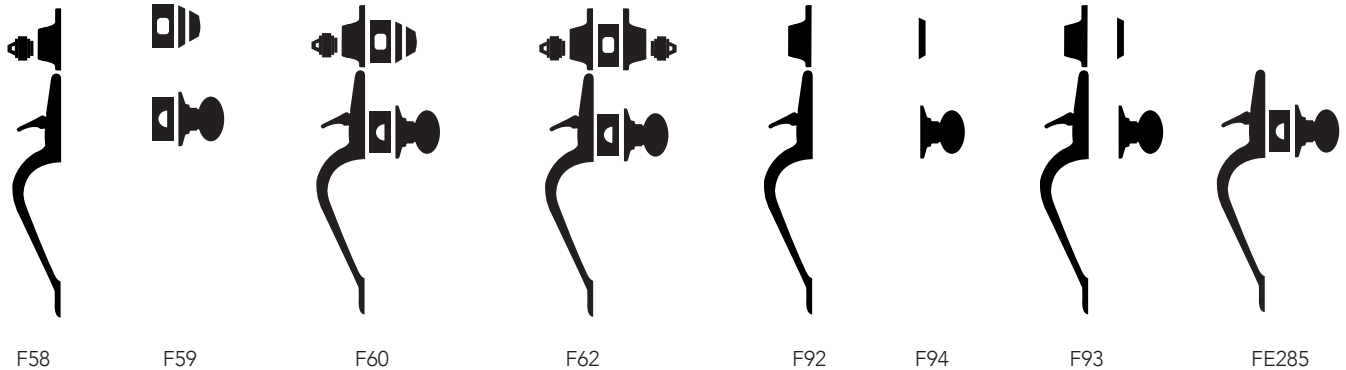
Style/Design	Packaging	FINISHES												
		605	530	608	609	618	619	620	621	622	625	626	716	613
(ADD) Addison	Box	•	•	•	•	•	\$196	•	•	\$196	\$196	•	\$196	•
(CAM) Camelot	Box	•	196	•	•	•	196	•	•	196	196	•	196	•
(CEN) Century	Box	•	196	•	•	•	196	•	•	196	196	•	196	•
(GEE) Greene	Box	•	•	•	•	•	196	•	•	196	•	•	•	•
(GRW) Greenwich	Box	•	•	•	•	•	196	•	•	196	196	•	196	•

## FCT94 Handleset/Entrance Lock Interior

Style/Design	Packaging	FINISHES												
		605	530	608	609	618	619	620	621	622	625	626	716	613
<b>Interior Thumbturn &amp; Interior Lever</b>														
(BRW) Broadway Lever	Box	•	•	•	•	•	\$86	•	•	\$86	\$86	•	\$86	•
(CYB) Clybourn Lever	Box	•	•	•	•	•	86	•	•	86	•	•	•	•
(DMP) Dempsey Lever	Box	•	•	•	•	•	86	•	•	86	•	•	•	•
(ELR) Eller Lever	Box	•	•	•	•	•	86	•	•	86	86	•	86	•
(LAT) Latitude Lever	Box	•	86	•	•	•	86	•	•	86	86	•	86	•
(NBK) Northbrook Lever	Box	•	•	•	•	•	86	•	•	86	86	•	86	•
(PEN) Pennant Lever	Box	•	•	•	•	•	86	•	•	86	86	86	86	•
(RVT) Rivington Lever	Box	•	•	•	•	•	86	•	•	•	•	•	86	•
(WIT) Whitney Lever	Box	•	86	•	•	•	86	•	•	86	•	•	86	•
<b>Interior Thumbturn &amp; Interior Knob</b>														
(AND) Andover Knob	Box	•	•	•	•	•	\$62	•	•	•	•	•	\$62	•
(BWE) Bowery Knob	Box	•	62	•	•	•	62	•	•	62	62	•	62	•
(GEO) Georgian Knob	Box	•	•	•	•	•	62	•	•	62	•	•	62	•
(PLY) Plymouth Knob	Box	•	•	•	•	•	62	•	•	62	•	•	62	•
(GAN) Ganton Knob	Box	•	•	•	•	•	86	•	•	86	•	•	•	•
(NIX) Nixon Knob	Box	•	•	•	•	•	86	•	•	86	•	•	•	•
(OFM) Offerman Knob	Box	•	•	•	•	•	86	•	•	•	•	•	86	•
(SWA) Swanson Knob	Box	•	•	•	•	•	86	•	•	86	•	•	•	•
(ALX) Alexandria Knob	Box	•	111	•	•	•	111	•	•	111	•	•	111	•
(CAN) Caine Knob	Box	•	•	•	•	•	111	•	•	111	•	•	•	•
(DAW) Dawes Knob	Box	•	•	•	•	•	111	•	•	111	111	•	•	•
(HOB) Hobson Knob	Box	•	•	•	•	•	111	•	•	111	•	•	111	•
(KYL) Kyle Knob	Box	•	•	•	•	•	111	•	•	111	111	•	•	•

**Note:** For FCT93 Pricing, combine pricing from FCT92 Series and FCT94 Series above.

F Series Handlesets  
AVAILABLE FUNCTIONS



**ANSI/BHMA A156.36 Commercial Grade 1**  
**ANSI/BHMA A156.40 Residential Grade AAA**  
**Entrance Handlesets**

**F58 – Handleset/Entrance Lock Exterior**

- Outside grip and deadbolt trim of F60
- Pair with an F59 for a complete handleset

**F59 – Handleset/Entrance Lock Interior**

- Inside trim, deadbolt thumbturn, latches, strikes & screws for F60
- Pair with an F58 for a complete handleset

**F60 – Single Cylinder Deadbolt/Entrance Lock**

- Deadbolt thrown or retracted by key from outside or by inside thumbturn
- Latch retracted by thumbpiece from outside or by inside knob/lever

**F62 – Double Cylinder Handleset/Entrance Lock\***

- Deadbolt thrown or retracted by key from either side
- Latch retracted by thumbpiece from outside or by inside knob/lever

**F92 – Inactive Handleset Exterior**

- Outside inactive grip & dummy deadbolt
- Pair with an F94 for a complete inactive handleset

**F94 – Inactive Handleset Interior**

- Inside inactive knob/lever, blank deadbolt trim & screws
- Pair with an F92 for a complete inactive handleset

**F93 – Inactive Handleset**

- For use as door pull or as decorative trim on inactive leaf of pair of doors
- Fixed thumbpiece and inside knob/lever
- Decorative deadbolt with inside trim

**FE285 - Lower Half - Front Entry Set**

- Combine with Electronic Deadbolt for complete Front Entry Set
- Latch retracted by thumbpiece from outside or by inside knob/lever

**\* CAUTION:** Double cylinder locks on residences and any door in any structure which is used for egress are a life safety hazard in times of emergency and their use is not recommended. Installation should be in accordance with existing codes only.

**PRODUCT IDENTIFICATION**

F	60	F	CEN	619	MER	CEN	RH	12-322	10-115	KD
Lock Series	Product	UL Fire Rated (V - VisPack) (GC - Graphic Cover)	Style	Finish Code	Design	Decorative Trim	Hand	Latch	Strike	Keying

**LATCHES & STRIKES**

**Latches**

**12-322** - Dual Option - Round Corner + Drive-in (16-080 + 12-321)

**STANDARD**

12-326 - Triple Option - Round Corner + Square Corner + Drive-in

(16-210 + 12-287)

12-353 - F60/62 UL Listed, 1" Square Corner

12-354 - F60/62 UL Listed, 1" Round Corner

**Strikes**

**10-115** - Round Corner Full Lip Strike Set (10-027 + 10-116)

**STANDARD**

10-269 - Round Corner Strike Set (10-026 + 10-027 + 10-116)

10-257 - Round Corner Full Lip (10-027 + 10-092)

# HANDLESETS F SERIES

## STANDARD FEATURES / CONFIGURATIONS

### F-Series Entrance Handlesets\*

<b>Certification:</b>	ANSI/BHMA A156.36-2016 Commercial Grade 1 ANSI/BHMA A156.40-2015 Residential Grade AAA Available UL Listed for 3-hour fire door
<b>Latch:</b>	1" x 2 1/4", 1/4" radius corner faceplate, 7/8" housing diameter, 1/2" throw springlatch
<b>Deadbolt:</b>	1" x 2 1/4", 1/4" radius corner faceplate, 1" housing diameter, 1" throw, latchset number 12-321
<b>Strike:</b>	Part 10-269, includes: 1 1/4" radius corner deadbolt strike (10-116), radius round corner full lip strike (10-027)
<b>Reinforcement:</b>	Door frame reinforcer with 3" screws
<b>Backset:</b>	Universal backset latch and deadbolt, fits either 2 3/8" or 2 3/4" backsets
<b>Cylinder:</b>	5-Pin, keyed 5-Pin, C keyway, keyed different (KD)
<b>Door Range**:</b>	1 3/8" - 1 7/8"
<b>Keys:</b>	Two cut keys per lock, 5-pin, C section
<b>Adjustable Throughbolt:</b>	Adjustable throughbolt can move up and down 1 1/2" to fit a variety of pre-existing holes

\*Locks are furnished with standard features unless otherwise specified  
To order locks with non-standard features specify non-standard feature desired

\*\*Thick door kit available for door thicknesses up to 2 1/4"  
See Parts sections for item number and pricing

## FINISH CODES & DESCRIPTIONS

505	605	608	609	613	618	619	620	621	622	625	626	716
Lifetime Bright Brass	Bright Brass (US3)	Satin Brass	Antique Brass (US5)	Oil-Rubbed Bronze (US10B)	Polished Nickel	Satin Nickel (US15)	Antique Pewter (US15A)	Distressed Nickel	Matte Black (US19)	Bright Chrome (US26)	Satin Chrome (US26D)	Aged Bronze

Non-standard finishes are not available.  
Full-color swatch examples available on inside Handleset tab.

## PACKAGING & CARTON SPECS

INDIVIDUAL CARTON					SHIPPER					
CARTON WEIGHT	HEIGHT	WIDTH	DEPTH	QTY. SHIPPER	CARTON WEIGHT	CU. FT.	HEIGHT	WIDTH	DEPTH	

### Levers

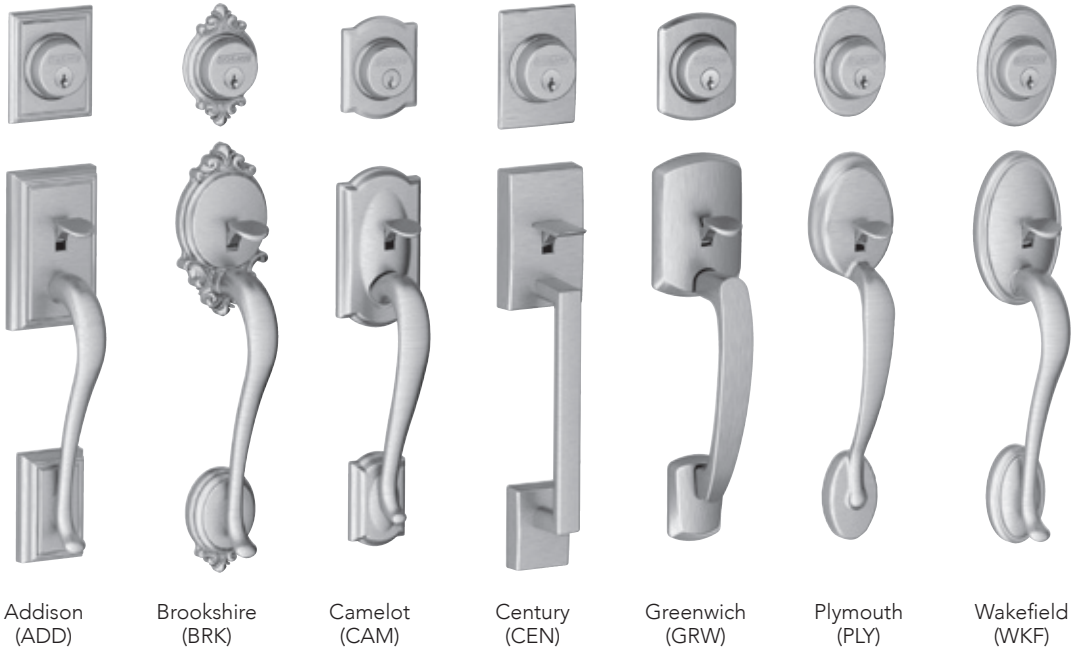
F58	4.30	3.90 in.	7.97 in.	16.25 in.	4.00	22.00	1.36	8.50 in.	16.00 in.	17.25 in.
F59	1.75	3.62 in.	4.31 in.	8.06 in.	8.00	20.00	0.94	6.00 in.	15.00 in.	18.00 in.
F60	6.16	3.90 in.	7.97 in.	16.25 in.	4.00	23.00	1.36	8.50 in.	16.00 in.	17.25 in.
F62	6.36	3.90 in.	7.97 in.	16.25 in.	4.00	24.00	1.36	8.50 in.	16.00 in.	17.25 in.
F92	4.30	3.90 in.	7.97 in.	16.25 in.	4.00	22.00	1.36	8.50 in.	16.00 in.	17.25 in.
F94	1.75	3.62 in.	4.31 in.	8.06 in.	20.00	33.60	1.73	9.13 in.	18.12 in.	18.12 in.
F93	5.75	3.90 in.	7.97 in.	16.25 in.	4.00	22.00	1.36	8.50 in.	16.00 in.	17.25 in.
FE285	5.00	3.88 in.	8.00 in.	16.25 in.	4.00	21.00	0.02	8.50 in.	16.00 in.	17.25 in.

For Vis Pack carton specs, see page 136

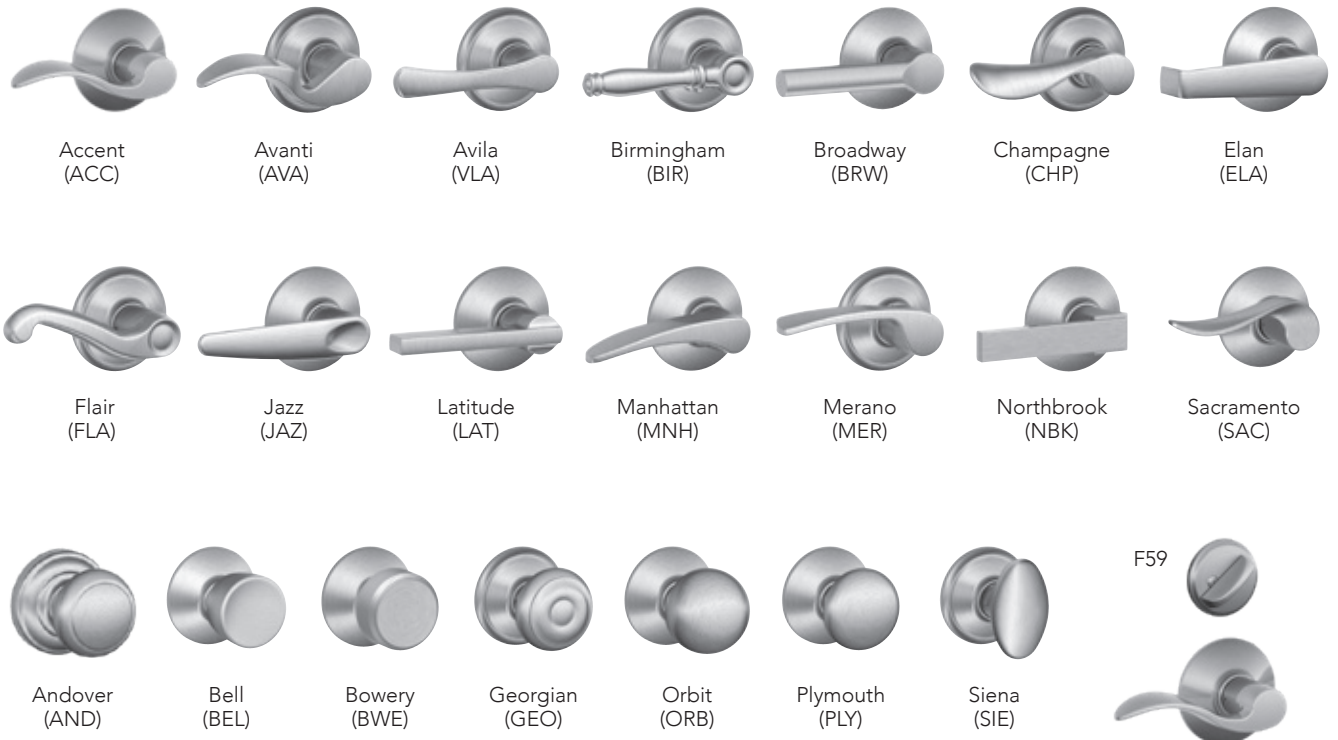


AVAILABLE STYLES

F58  
Available  
Exterior  
Styles



F59 Available Interior Styles



## HANDLESETS F SERIES

### F58 Series

#### Handleset Exterior

Style/Design	Packaging	FINISHES												
		605	505	608	609	618	619	620	621	622	625	626	716	613
(PLY) Plymouth	Box	\$145	\$181	•	\$181	•	\$181	\$181	•	\$181	\$181	\$181	\$181	\$212
(CAM) Camelot	Box	153	189	189	189	•	189	189	•	189	189	•	189	•
(CEN) Century	Box	•	•	•	•	189	189	•	•	189	189	189	189	•
(ADD) Addison	Box	•	•	•	195	•	195	195	195	195	195	•	195	•
(BRK) Brookshire	Box	158	•	•	195	•	195	•	•	195	•	•	195	•
(GRW) Greenwich	Box	•	•	•	•	195	195	•	•	195	195	195	195	•
(WKF) Wakefield	Box	•	•	•	•	195	195	195	•	195	195	•	195	•

### F59 Series

#### Handleset/Entrance Lock Interior

Style/Design	Packaging	FINISHES												
		605	505	608	609	618	619	620	621	622	625	626	716	613
<b>Interior Thumbturn &amp; Interior Lever</b>														
(VLA) Avila Lever	Box	\$104	•	•	\$109	•	\$109	•	•	•	\$109	\$109	\$109	•
(SAC) Sacramento Lever*	Box	•	•	•	•	109	109	•	•	•	109	109	109	•
(ACC) Accent Lever*	Box	107	•	112	112	108	112	112	112	112	112	112	112	115
(AVA) Avanti Lever*	Box	•	•	•	112	•	112	•	•	•	112	•	112	•
(BIR) Birmingham Lever	Box	•	•	•	•	•	112	•	•	•	112	•	112	•
(BRW) Broadway Lever	Box	•	•	•	•	•	112	•	•	112	112	112	112	•
(ELA) Elan Lever	Box	107	•	•	112	•	112	•	•	112	112	112	112	•
(FLA) Flair Lever*	Box	107	•	112	112	•	112	112	•	•	112	112	112	•
(JAZ) Jazz Lever	Box	•	•	•	•	•	112	•	•	112	112	112	112	•
(LAT) Latitude Lever	Box	•	•	•	•	112	112	•	•	112	112	112	112	•
(MER) Merano Lever*	Box	•	•	•	•	•	112	•	•	112	112	112	112	•
(MNH) Manhattan Lever*	Box	•	•	•	•	•	112	•	•	•	112	112	•	•
(NBK) Northbrook lever	Box	•	•	•	•	•	112	•	•	•	•	•	•	•
(CHP) Champagne Lever*	Box	•	•	•	•	•	122	•	•	•	•	•	122	•
<b>Interior Thumbturn &amp; Interior Knob</b>														
(BEL) Bell Knob	Box	\$86	•	•	\$89	•	•	•	•	•	•	\$89	•	•
(GEO) Georgian Knob	Box	86	•	89	89	•	89	89	89	89	89	•	89	•
(PLY) Plymouth Knob	Box	86	•	•	89	•	89	89	•	89	89	89	89	•
(AND) Andover Knob	Box	93	•	•	96	•	96	96	•	•	96	96	96	111
(BWE) Bowery Knob	Box	•	•	•	•	96	96	•	•	96	96	96	96	•
(ORB) Orbit Knob	Box	93	•	•	•	•	96	•	•	•	96	96	•	•
(SIE) Siena Knob	Box	100	•	•	104	•	104	104	•	104	104	104	104	•

\*Specify handing

#### Note:

For F60 Pricing, combine pricing from F58 Series and F59 Series above.

#### List Price Adders:

Visual Package Options - add \$20 to list price (F60 and F62 Only)

Decorative Trim Option - See chart on page 38

Triple Option Latch - add \$2 to list price; Box Pack Only

UL Latch - add \$12 to list price (F59 and F60 Functions - Box Pack Only)

**F92 Series****Inactive Handleset Exterior**

Style/Design	Packaging	FINISHES												
		605	505	608	609	618	619	620	621	622	625	626	716	613
(PLY) Plymouth	Box	\$135	\$171	•	\$171	•	\$171	\$171	•	\$171	\$171	\$171	\$171	\$202
(CAM) Camelot	Box	143	179	•	179	•	179	179	•	179	179	•	179	•
(CEN) Century	Box	•	•	•	•	179	179	•	•	179	179	179	179	•
(ADD) Addison	Box	•	•	•	184	•	184	184	184	184	184	•	184	•
(BRK) Brookshire	Box	148	•	•	184	•	184	•	•	184	•	•	184	•
(GRW) Greenwich	Box	•	•	•	•	•	184	•	•	184	184	184	184	•
(WKF) Wakefield	Box	•	•	•	•	184	184	184	•	184	184	•	184	•

**F94 Series****Inactive Handleset Interior**

Style/Design	Packaging	FINISHES												
		605	505	608	609	618	619	620	621	622	625	626	716	613
<b>Interior Lever</b>														
(VLA) Avila Lever	Box	\$62	•	•	\$67	•	\$67	•	•	•	\$67	\$67	\$67	•
(SAC) Sacramento Lever*	Box	•	•	•	•	67	67	•	•	•	67	67	67	•
(ACC) Accent Lever*	Box	65	•	•	70	70	70	70	70	70	70	70	70	73
(AVA) Avanti Lever*	Box	•	•	•	70	•	70	•	•	•	70	•	70	•
(BIR) Birmingham Lever	Box	•	•	•	•	•	70	•	•	•	70	•	70	•
(BRW) Broadway Lever	Box	•	•	•	•	•	70	•	•	70	70	70	70	•
(ELA) Elan Lever	Box	65	•	•	70	•	70	•	•	70	70	70	70	•
(FLA) Flair Lever*	Box	65	•	•	70	•	70	70	•	•	70	70	70	•
(JAZ) Jazz Lever	Box	•	•	•	•	•	70	•	•	•	•	70	•	•
(LAT) Latitude Lever	Box	•	•	•	•	70	70	•	•	70	70	70	70	•
(MER) Merano Lever*	Box	•	•	•	•	•	70	•	•	70	70	70	70	•
(MNH) Manhattan Lever*	Box	•	•	•	•	•	70	•	•	•	70	70	•	•
(NBK) Northbrook	Box	•	•	•	•	•	70	•	•	•	•	•	•	•
(CHP) Champagne Lever*	Box	•	•	•	•	•	81	•	•	•	•	•	81	•
<b>Interior Knob</b>														
(BEL) Bell Knob	Box	\$45	•	•	\$48	•	•	•	•	•	•	\$48	•	•
(GEO) Georgian Knob	Box	45	•	•	48	•	48	48	48	48	48	•	48	•
(PLY) Plymouth Knob	Box	45	•	•	48	•	48	48	•	48	48	48	48	•
(AND) Andover Knob	Box	52	•	•	55	•	55	55	•	•	55	55	55	69
(BWE) Bowery Knob	Box	•	•	•	•	55	55	•	•	•	55	55	55	•
(ORB) Orbit Knob	Box	52	•	•	•	•	55	•	•	•	55	55	•	•
(SIE) Siena Knob	Box	59	•	•	62	•	62	62	•	62	62	62	62	•

\*Specify handing

**Note:**

For F93 Pricing, combine pricing from F92 Series and F94 Series above.

**List Price Adders:**

Decorative Trim Option - See chart on page 38

# HANDLESETS F SERIES

## F62 Series

### Handleset/Entrance Lock Interior & Exterior

### FINISHES

Style/Design	Packaging	605	505	608	609	618	619	620	621	622	625	626	716	613
<b>Plymouth Handleset</b>														
(ACC) Accent Lever*	Box	\$277	\$313	•	\$318	•	\$318	\$318	•	\$318	\$318	\$318	\$318	\$352
(BIR) Birmingham Lever	Box	•	•	•	•	•	318	•	•	•	318	•	318	•
(GEO) Georgian Knob	Box	256	292	•	295	•	295	295	•	295	295	•	295	•
(PLY) Plymouth Knob	Box	256	292	•	295	•	295	295	•	295	295	295	295	•
<b>Camelot Handleset</b>														
(ACC) Accent Lever*	Box	\$285	\$321	•	\$326	•	\$326	\$326	•	\$326	\$326	•	\$326	•
(BIR) Birmingham Lever	Box	•	•	•	•	•	326	•	•	•	326	•	326	•
(GEO) Georgian Knob	Box	264	300	•	303	•	303	303	•	303	303	•	303	•
(PLY) Plymouth Knob	Box	264	300	•	303	•	303	303	•	•	303	•	303	•
<b>Century Handleset</b>														
(LAT) Latitude Lever	Box	•	•	•	•	•	\$326	•	•	•	\$326	\$326	\$326	•
(MER) Merano Lever*	Box	•	•	•	•	•	326	•	•	•	326	326	326	•
(ORB) Orbit Knob	Box	•	•	•	•	•	310	•	•	•	310	310	•	•
<b>Addison Handleset</b>														
(ACC) Accent Lever*	Box	•	•	•	\$332	•	\$332	\$332	\$332	\$332	\$332	•	\$332	•
(BIR) Birmingham Lever	Box	•	•	•	•	•	332	•	•	•	332	•	332	•
(GEO) Georgian Knob	Box	•	•	•	309	•	309	309	309	309	309	•	309	•
(PLY) Plymouth Knob	Box	•	•	•	309	•	309	309	•	309	309	•	309	•
<b>Brookshire Handleset</b>														
(FLA) Flair Lever*	Box	\$290	•	•	\$332	•	\$332	•	•	•	•	•	\$332	•
(GEO) Georgian Knob	Box	269	•	•	309	•	309	•	•	309	•	•	309	•
<b>Wakefield Handleset</b>														
(ACC) Accent Lever*	Box	•	•	•	•	•	\$332	\$332	•	\$332	\$332	•	\$332	•
(AND) Andover Knob	Box	•	•	•	•	•	316	316	•	•	316	•	316	•
(BIR) Birmingham Lever	Box	•	•	•	•	•	332	•	•	•	332	•	332	•
(GEO) Georgian Knob	Box	•	•	•	•	•	309	309	•	309	309	•	309	•

\*Specify handing

**Note:** For F62 Pricing, combine pricing from F58 Series and F59 Series plus \$25 for the double cylinder.

## F60 Series

### Handleset Exterior/Interior

### FINISHES

Style/Design	Packaging	605	505	608	609	618	619	620	621	622	625	626	716	613
<b>Plymouth Handleset</b>														
(ACC) Accent Lever	Vis	\$272	•	•	•	•	\$313	•	•	•	•	•	•	•
(FLA) Flair Lever	Vis	272	•	•	313	•	313	•	•	•	•	•	313	•
(GEO) Georgian Knob	Vis	251	•	•	290	•	290	•	•	•	•	•	290	•
(PLY) Plymouth Knob	Vis	251	•	•	290	•	290	•	•	•	•	•	290	•
<b>Camelot Handleset</b>														
(ACC) Accent Lever	Vis	\$280	•	•	•	•	\$321	•	•	•	•	•	\$321	•
(AVA) Avanti Lever	Vis	•	•	•	321	•	321	•	•	•	•	•	321	•
(GEO) Georgian Knob	Vis	•	•	298	298	•	298	•	•	•	•	•	298	•
(SIE) Siena Knob	Vis	•	•	•	•	•	313	•	•	•	•	•	313	•
<b>Century Handleset</b>														
(LAT) Latitude Lever	Vis	•	•	•	•	•	\$321	•	•	•	•	•	•	•
(MER) Merano Lever	Vis	•	•	•	•	•	321	•	•	•	•	•	321	•
<b>Addison Handleset</b>														
(ACC) Accent Lever	Vis	•	•	•	•	•	\$327	•	•	•	•	•	•	•
(BIR) Birmingham Lever	Vis	•	•	•	•	•	•	•	•	•	•	•	327	•
(GEO) Georgian Knob	Vis	•	•	•	•	•	•	•	•	•	•	•	304	•

**Note:** For F60 pricing, combine pricing from F58 Series and F59 Series. This table also adds \$20 for the Visual Package option.

**FE285 Series  
Handleset Exterior Options**

Style/Design	Packaging	FINISHES													
		605	505	608	609	618	619	620	621	622	625	626	716	613	
(PLY) Plymouth	Box	\$114	\$150	•	\$150	•	\$150	\$150	•	\$150	\$150	\$150	\$150	\$181	
(CAM) Camelot	Box	122	158	158	158	•	158	158	•	158	158	•	158	•	
(CEN) Century	Box	•	•	•	•	•	158	•	•	158	158	158	158	•	
(ADD) Addison	Box	•	•	•	164	•	164	164	164	164	164	•	164	•	
(BRK) Brookshire	Box	127	164	•	164	•	164	•	•	164	•	•	164	•	
(GRW) Greenwich	Box	•	•	•	•	•	164	•	•	164	164	164	164	•	
(WKF) Wakefield	Box	•	•	•	•	•	164	164	•	•	164	164	•	164	•

**FE285 Series  
Handleset Interior Options**

Style/Design	Packaging	FINISHES												
		605	505	608	609	618	619	620	621	622	625	626	716	613
<b>Interior Thumbturn &amp; Interior Lever</b>														
(VLA) Avila Lever	Box	\$72	•	•	\$78	•	\$78	•	•	•	\$78	\$78	\$78	•
(SAC) Sacramento Lever*	Box	•	•	•	•	78	78	•	•	•	78	78	78	•
(ACC) Accent Lever*	Box	76	•	81	81	81	81	81	81	81	81	81	81	84
(AVA) Avanti Lever*	Box	•	•	•	81	•	81	•	•	•	81	•	81	•
(BIR) Birmingham Lever	Box	•	•	•	•	•	81	•	•	•	81	•	81	•
(BRW) Broadway Lever	Box	•	•	•	•	•	81	•	•	•	81	81	81	•
(ELA) Elan Lever	Box	76	•	•	81	•	81	•	•	•	81	81	81	•
(FLA) Flair Lever*	Box	76	•	81	81	•	81	81	•	•	81	81	81	•
(JAZ) Jazz Lever	Box	•	•	•	•	•	81	•	•	•	•	81	•	•
(LAT) Latitude Lever	Box	•	•	•	•	81	81	•	•	•	81	81	81	•
(MER) Merano Lever*	Box	•	•	•	•	•	81	•	•	•	81	81	81	•
(MNH) Manhattan Lever*	Box	•	•	•	•	•	81	•	•	•	81	81	•	•
(NBK) Northbrook lever	Box	•	•	•	•	•	81	•	•	•	•	•	•	•
(CHP) Champagne Lever*	Box	•	•	•	•	•	91	•	•	•	•	•	91	•
<b>Interior Thumbturn &amp; Interior Knob</b>														
(BEL) Bell Knob	Box	\$55	•	•	\$58	•	•	•	•	•	•	\$58	•	•
(GEO) Georgian Knob	Box	55	•	58	58	•	58	58	58	58	58	•	58	•
(PLY) Plymouth Knob	Box	55	•	•	58	•	58	58	•	•	58	58	58	•
(AND) Andover Knob	Box	62	•	•	65	•	65	65	•	•	65	65	65	80
(BWE) Bowery Knob	Box	•	•	•	•	65	65	•	•	•	65	65	65	•
(ORB) Orbit Knob	Box	62	•	•	•	•	65	•	•	•	65	65	•	•
(SIE) Siena Knob	Box	69	•	•	72	•	72	72	•	•	72	72	72	•

\*Specify handing

**Note:**

For FE285 Pricing, combine pricing from Exterior Options and Interior Options above.

**List Price Adders:**

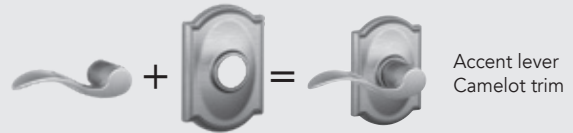
Decorative Trim Option - See chart on page 38  
 Triple Option Latch - add \$2 to list price; Box Pack Only  
 UL Latch - add \$6 to list price (Box Pack Only)

**Stand out *effortlessly*.**


Schlage's Decorative Collections make it easy to match our strength to your style. With more than 1,000 customized design and finish options in all, your decor will be limited by only your imagination.



Pair a knob or lever with our inspired decorative trim options to bring your vision to life.\*



\* LOCKS SHIP COMPLETE WITH TRIM ATTACHED



**Follow these steps for pricing decorative combinations:**

1. Locate the list price of the handleset in the Handlesets section.
2. Use the chart below to find the list price adder for the matching Decorative Collection upgrade.
3. Add the list prices together for the total list price of the new combination.

**FOR F60 / F59 / F93 / F94 / FE285 / FE489 / FBE489**

**FINISHES AVAILABLE**

Decorative trim finish	605	505	608	609	618	619	620	621	622	625	626	716	613
Addison (ADD)*	•	•	•	\$16	•	\$16	•	\$16	\$16	\$16	\$16	\$16	•
Andover (AND)	16	16	•	16	•	16	16	•	16	16	16	16	16
Brookshire (BRK)	•	•	•	16	•	16	•	•	•	•	•	16	•
Camelot (CAM)	16	16	16	16	•	16	16	•	16	16	•	16	•
Century (CEN)	•	•	•	•	16***	16	•	•	16	16	16	16	•
Collins (COL)	•	•	16	•	•	16	•	•	16	16	•	16	•
Greenwich (GRW)	•	•	•	•	16***	16	•	•	16	16	16	16	•
Greyson (GSN)*	•	•	•	•	16***	16	•	•	16	16	•	16	•
Upland (ULD)**	•	•	•	•	•	16	•	•	•	•	•	•	•
Wakefield (WKF)	•	•	•	•	16***	16	•	•	•	16	16*	16	•



**EXAMPLE 1:** To Price a F59 ACC 619 CAM

Take the list price of a F59 ACC 619 12-321 10-116 at \$112.00 and add the Camelot Decorative Trim Adder of \$16.00 for a total list price of \$128.00

$$\begin{aligned}
 & \$112 \text{ (F59 ACC 619)} \\
 & + \$16 \text{ (Camelot Decorative Trim 619)} \\
 \hline
 & \mathbf{\$128 \text{ Total cost}} \\
 & \text{(F59 ACC 619 CAM)}
 \end{aligned}$$

When ordering a Handleset decorative collection product, specify the trim after the finish code  
 Example: F59 ACC 619 **CAM** or F59 ACC 619 **ADD**

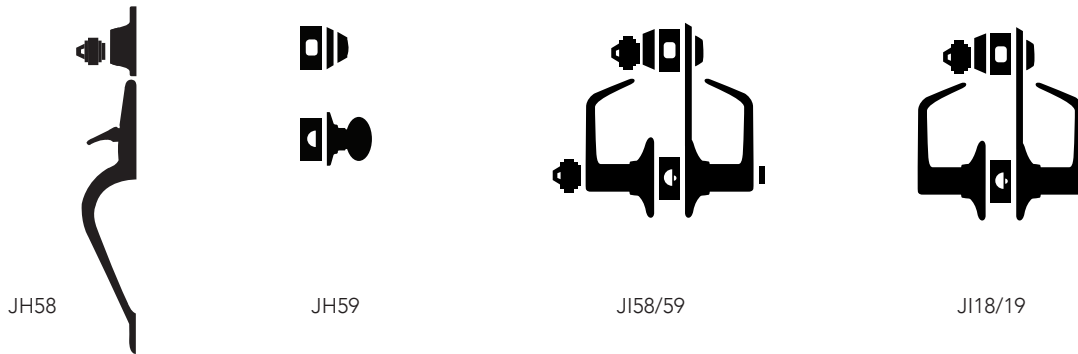
\* Andover, Greyson & Wakefield trim available on interior knob or lever and not on deadbolt

\*\* ULD trim available on interior knob or lever with COL trim on deadbolt.

\*\*\* Trim and finish combination not available for F92, F93, and F94 products.

To order latches and strikes see page 126-127

J Series Handlesets  
AVAILABLE FUNCTIONS



**ANSI/BHMA A156.36-2010 Commercial Grade 3  
J Series Entrance Handlesets**

**JH58 - Outside Handleset**

- Outside grip and deadbolt trim

**JH59 - Inside Handleset**

- Inside trim, deadbolt thumbturn, latches, strikes & screws

**JI58/59 - Keyed Entrance Lock (Interconnect)**

- Deadbolt operated by key from outside or by turn unit from inside. Bolt automatically deadlocks when fully thrown
- Outside lever unlocked by key from outside when locked by turn-button in inside lever
- Turning inside lever retracts deadbolt and latch simultaneously for immediate exit
- Latch automatically deadlocks when door is closed
- UL Listed

**JI18/19 - Passage Lock with Keyed Deadbolt (Interconnect)**

- Deadbolt operated by key from outside or by turn unit from inside
- Bolt automatically deadlocks when fully thrown
- Latch retracted by lever from either side
- Turning inside lever retracts deadbolt and latch simultaneously for immediate exit
- UL Listed

**PRODUCT IDENTIFICATION**

JH	59		SEV	619	RH	16-068	10-103
Lock Series	Product	Suffix/Package	Style	Finish Code	Hand	Latch	Strike

**LATCHES & STRIKES**

**Latches**

**16-258\*** - JH59/JH60 Triple Option Spring Latch - Round Corner +

Square Corner + Drive-in + Triple Option Deadbolt Latch - Round Corner + Drive-in (16-068 + 16-070) - **STANDARD**

**16-057\*\*** - JI19/JH59 UL Listed (16-059 + 16-062)

**16-065\*\*\*** - JI59 UL Listed (16-061 + 16-063)

\* Sold separately as 16-068 and 16-070

\*\* Sold separately as 16-059 and 16-063

\*\*\* Sold separately as 16-061 and 16-063

**Strikes**

**10-268\*** - Radius Full Lip + Radius Deadbolt (10-101 + 10-102 + 10-103) - **STANDARD**

**10-105\*\*** - Radius Full Lip + Square Corner Reinforced Deadbolt (10-101 + 10-099)

**10-106\*\*\*** - JI19/JI59 Radius Full Lip + Radius Full Lip Dead bolt (10-101 + 10-102)

\* Sold separately as 10-101 and 10-102 and 10-103

\*\* Sold separately as 10-101 and 10-099

\*\*\* Sold separately as 10-101 and 10-102

**NOTE:**

- 1) standard spring latch is Triple Option
- 2) standard deadbolt latch is Dual Option 1/4" round faceplate and drive-in latch

# HANDLESETS J SERIES

## STANDARD FEATURES / CONFIGURATIONS

### J Series Entrance Handlesets

<b>Certification:</b>	ANSI/BHMA A156.36-2010 Commercial Grade 3
<b>Deadbolt</b>	Dual Option: 1" x 2 1/4", 1/4" round corner and drive-in
<b>Latch:</b>	round faceplates, drive-in latch, 1" housing diameter, 1" throw
<b>Spring Latch:</b>	Triple Option: 1" x 2 1/4", 1/4" round faceplate, drive-in latch
<b>Deadbolt Strike:</b>	1" x 2 1/4", round corner and radius corner, full lip
<b>Latch Strike:</b>	1 5/8" x 2 1/4", radius corner, full lip
<b>Backset:</b>	Adjustable for 2 3/8" or 2 3/4"
<b>Cylinder:</b>	5-pin, C keyway, keyed different (KD)
<b>Door Range:</b>	1 3/8" - 1 3/4"
<b>Keys:</b>	Two brass cut keys per lock, 5-pin, C section

## FINISH CODES & DESCRIPTIONS

605	609	619	620	622	625	626	630	716
Bright Brass (US3)	Antique Brass (US5)	Satin Nickel (US15)	Antique Pewter (US15A)	Matte Black (US19)	Bright Chrome (US26)	Satin Chrome (US26D)	Satin Stainless Steel (US32D)	Aged Bronze

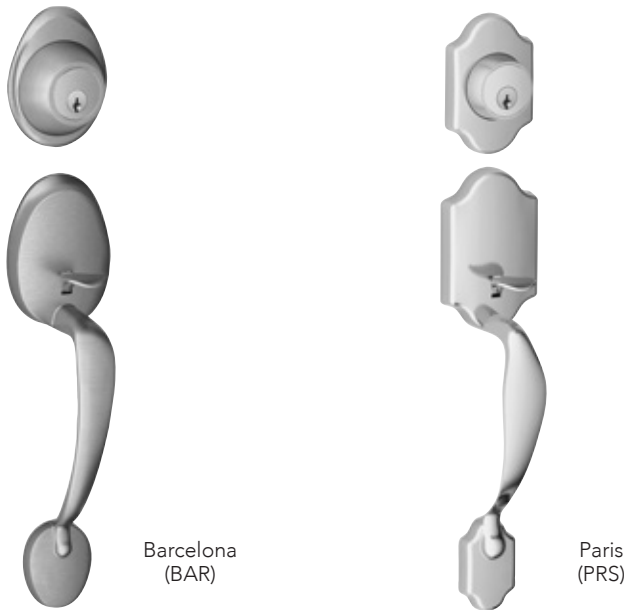
\*Non-standard finishes are not available  
Full-color swatch examples available on inside Handleset tab

## PACKAGING & CARTON SPECS

	INDIVIDUAL CARTON				SHIPPER						
	CARTON WEIGHT	HEIGHT	WIDTH	DEPTH	QTY. SHIPPER	CARTON WEIGHT	CU. FT.	HEIGHT	WIDTH	DEPTH	
<b>Knobs</b>											
JH58	3.47	3.46 in.	5.51 in.	12.20 in.	4	13.86	0.754	13.6 in.	8.0 in.	12.0 in.	
JH59	1.19	3.11 in.	2.56 in.	7.48 in.	24	28.62	1.142	8.7 in.	13.6 in.	16.8 in.	
JI58	0.64	2.76 in.	3.15 in.	13.39 in.	20	12.8	1.64	14.17 in.	13.39 in.	14.96 in.	
JI59	2.83	3.15 in.	3.94 in.	9.05 in.	12	33.96	1.1	10.35 in.	13.19 in.	13.89 in.	
JI18	1.19	2.79 in.	5.04 in.	6.22 in.	24	28.62	1.8	7.8 in.	18.31 in.	21.77 in.	
JI19	2.83	3.15 in.	3.94 in.	9.05 in.	12	33.96	1.1	10.35 in.	13.19 in.	13.89 in.	

For Vis Pack carton specs, see page 136





**JH58 Series  
Handleset Exteriors**

**FINISHES**

Style/Design	Packaging	605	609	619	620	622	625	626	630	716
<b>Handlesets Outside Trim, JH58 (JH58 + JH59 = complete handleset)</b>										
JH58 (BAR) Barcelona	Box	\$100	\$100	\$100	\$100	\$100	\$100	•	\$100	\$100
JH58 (PRS) Paris	Box	100	100	100	•	•	100	•	100	100
<b>Handlesets Inside Trim, JH59 (JH58 + JH59 = complete handleset)</b>										
JH59 (BYR) Byron Knob	Box	\$70	•	•	•	•	•	•	\$70	•
JH59 (CNA) Corona Knob	Box	70	70	70	70	•	70	•	70	70
JH59 (DUB) Dublin Knob	Box	•	•	70	•	•	•	•	•	70
JH59 (STR) Stratus Knob	Box	70	•	70	•	•	70	•	70	70
JH59 (DOV) Dover Lever	Box	•	•	82	•	•	•	•	82	82
JH59* (LAS) LaSalle Lever	Box	82	82	82	•	•	•	•	•	82
JH59 (MAR) Marin Lever	Box	•	•	82	•	•	•	•	82	•
JH59* (SEV) Seville Lever	Box	•	•	82	•	•	82	•	•	82
JH59 (SOL) Solstice Lever	Box	•	•	82	82	•	82	•	82	82
JH59 (TOR) Torino Lever	Box	•	•	86	•	•	86	•	•	86
JH59 (SOL) Solstice/COL Lever	Box	•	•	92	•	92	92	•	•	92
JH59 (BRW) Broadway/COL Lever	Box	•	•	92	•	92	92	•	•	92

\*Specify handing

## HANDLESETS J SERIES



J118  
Marin (MAR)



J119  
Marin (MAR)



J158  
Torino (TOR)



J159  
Torino (TOR)

### J1 Series Interconnect Locksets-UL

Style/Design	Packaging	FINISHES								
		605	609	619	620	622	625	626	630	716
J158 Interconnect, Exterior Torino (TOR)	Box	•	•	•	•	•	•	•	\$79	•
J159 Interconnect, Interior Torino (TOR)	Box	•	•	•	•	•	•	•	100	•
J118 Interconnect, Exterior Marin (MAR)	Box	•	•	•	•	•	•	•	70	•
J119 Interconnect, Interior Marin (MAR)	Box	•	•	•	•	•	•	•	90	•


### JH60-Series Entrance Handlesets

Style/Design	Packaging	FINISHES								
		605	609	619	620	622	625	626	630	716
<b>Barcelona Handleset</b>										
(BYR) Byron Knob	Vis	\$173	•	•	•	•	•	•	•	•
(CNA) Corona Knob	Vis	173	\$173	•	•	•	•	•	•	•
(DOV) Dover Lever	Vis	185	185	•	•	•	•	•	•	•
(LAS) LaSalle Lever	Vis	185	185	\$185	•	•	•	•	•	•
(SEV) Seville Lever	Vis	185	•	•	•	•	•	•	•	•
<b>Paris Handleset</b>										
(STR) Stratus Knob	Vis	•	•	\$173	•	•	•	•	•	\$173
(LAS) LaSalle Lever	Vis	•	•	185	•	•	•	•	•	185
(SEV) Seville Lever	Vis	•	•	185	•	•	•	•	•	185
(TOR) Torino Lever	Vis	185	185	185	•	•	•	•	•	185


FC Series . . . . .	.43
FC Series Decorative Collection . . . . .	.49
F Series . . . . .	.50
F Series Decorative Collection . . . . .	.49
J Series . . . . .	.61

**FC Series Levers**  
**AVAILABLE FUNCTIONS**


Non-keyed Locks




Schlage FC21



FC172

 **FC21 - Combined Passage Privacy**

- Passage is default function
- Insert privacy pushbutton on interior side of lock to convert to privacy
- Can be opened from outside with small emergency unlock tool
- Turning inside knob/lever releases privacy pushbutton

 **FC172 – Non-Turning Set**

- Non-turning pair of levers/knobs
- Used for door pull or matching inactive trim

**ANSI/BHMA A156.2-2017 Grade 2**  
**ANSI/BHMA A156.39-2017 Residential Grade AAA**

**LATCHES & STRIKES**

**Non Keyed - Spring Latches**

- 16-600** - FC21 Dual Option (Round Corner & Drive In) **STANDARD**
- 16-601 - FC21 Triple Option (Round, Square Corner, & Drive In)
- 16-620 - UL Listed Square Corner
- 16-621 - UL Listed Round Corner

**Strikes**

- 10-027** - Round Corner Full Lip **STANDARD**
- 10-001 - Square Corner T Strike
- 10-026 - Square Corner Full Lip
- 10-058 - Circular - Adjustable
- 10-063 - Dual Strikes (Round & Square Full Lip)
- 10-025 - ANSI Square Corner

**STANDARD FEATURES / CONFIGURATIONS**

**FC Series Levers/Decorative Trim\***

	<b>Description</b>
<b>Certification:</b>	ANSI/BHMA A156.2-2017 Grade 2 ANSI/BHMA A156.39-2015 Residential Grade AAA Available UL Listed for 90 minute fire door
<b>Latch:</b>	1" x 2 1/4", 1/4" radius corner faceplate, 1" housing diameter, 1/2" throw, circular drive-in included, universal latch
<b>Strike:</b>	1 5/8" x 2 1/4" radius corner, full lip
<b>Backset:</b>	Dual backset latches, fits either 2 3/8" or 2 3/4" backsets
<b>Cylinder:</b>	5-Pin, C keyway, keyed alike (KA4) on keyed function only
<b>Door Range:</b>	1 3/8" - 1 3/4"
<b>Keys:</b>	Two per lock, 5-pin, C section on keyed functions only

\* Locks are furnished with standard features unless otherwise specified. To order locks with non-standard features specify non-standard feature desired.

## LEVERS FC SERIES

### FINISH CODES & DESCRIPTIONS

530	608	618	619	622	625	626	716
Black Stainless	Satin Brass	Polished Nickel	Satin Nickel (US15)	Matte Black (US19)	Bright Chrome (US26)	Satin Chrome (US26D)	Aged Bronze


### PACKAGING & CARTON SPECS

	INDIVIDUAL CARTON				SHIPPER						
	CARTON WEIGHT	HEIGHT	WIDTH	DEPTH	QTY. SHIPPER	CARTON WEIGHT	CU. FT.	HEIGHT	WIDTH	DEPTH	
<b>Levers</b>											
FC21	2.3	3.5 in.	5.9 in.	8.1 in.	8	18.00	0.94	8.8 in.	12.8 in.	14.5 in.	
FC172	1.5	3.2 in.	4.4 in.	5.8 in.	12	31.00	1.25	6.7 in.	16.1 in.	20.1 in.	


AVAILABLE STYLES



Broadway  
(BRW)



Clybourn  
(CYB)



Dempsey  
(DMP)



Eller  
(ELR)




Latitude  
(LAT)



Northbrook  
(NBK)



Pennant  
(PEN)



Rivington  
(RVT)



Whitney  
(WIT)

# LEVERS FC SERIES

## SCHLAGE CUSTOM LEVERS



Broadway  
(BRW)

(NOTE: Kinsler is standard trim)

### RECOMMENDED DECORATIVE TRIM



Broadway lever  
with Collins trim




Broadway lever  
with Century trim

### (BRW) Broadway

### FINISHES

Function	605	530	608	609	618	619	620	621	622	625	626	716	613
FC21 Combined Interior	•	•	•	•	•	\$88	•	•	\$88	\$88	\$88	\$88	•
FC172 Non-Turning Set	•	•	•	•	•	81	•	•	81	81	81	81	n
F51A Keyed Entry	•	•	•	•	•	111	•	•	111	111	111	111	•



Clybourn  
(CYB)

(NOTE: Kinsler is standard trim)

### RECOMMENDED DECORATIVE TRIM




Clybourn lever  
with Dalton trim

### (CYB) Clybourn

### FINISHES

Function	605	530	608	609	618	619	620	621	622	625	626	716	613
FC21 Combined Interior	•	•	•	•	•	\$88	•	•	\$88	•	•	•	•
FC172 Non-Turning Set	•	•	•	•	•	81	•	•	81	•	•	•	•
F51A Keyed Entry	•	•	•	•	•	111	•	•	111	•	•	•	•



Dempsey  
(DMP)

(NOTE: Kinsler is standard trim)

### RECOMMENDED DECORATIVE TRIM



Dempsey lever  
with Rosewood trim

### (DMP) Dempsey

### FINISHES

Function	605	530	608	609	618	619	620	621	622	625	626	716	613
FC21 Combined Interior	•	•	•	•	\$88	\$88	•	•	\$88	•	•	•	•
FC172 Non-Turning Set	•	•	•	•	81	81	•	•	81	•	•	•	•
F51A Keyed Entry	•	•	•	•	111	111	•	•	111	•	•	•	•



Eller  
(ELR)

(NOTE: Kinsler is standard trim)



Eller lever  
with Collins trim

**(ELR) Eller**

**FINISHES**

Function	605	530	608	609	618	619	620	621	622	625	626	716	613
FC21 Combined Interior	•	•	\$88	•	•	\$88	•	•	\$88	\$88	•	\$88	•
FC172 Non-Turning Set	•	•	81	•	•	81	•	•	81	81	•	81	•
F51A Keyed Entry	•	•	111	•	•	111	•	•	111	111	•	111	•



Latitude  
(LAT)

(NOTE: Kinsler is standard trim)




Latitude lever  
with Collins trim

Latitude lever  
with Century trim

**(LAT) Latitude**

**FINISHES**

Function	605	530	608	609	618	619	620	621	622	625	626	716	613
FC21 Combined Interior	•	\$88	\$88	•	\$88	\$88	•	•	\$88	\$88	\$88	\$88	•
FC172 Non-Turning Set	•	81	81	•	81	81	•	•	81	81	81	81	•
F51A Keyed Entry	•	111	111	•	111	111	•	•	111	111	111	111	•



Northbrook  
(NBK)

(NOTE: Kinsler is standard trim)



Northbrook lever  
with Upland trim

**(NBK) Northbrook**

**FINISHES**

Function	605	530	608	609	618	619	620	621	622	625	626	716	613
FC21 Combined Interior	•	•	•	•	•	\$88	•	•	\$88	\$88	•	\$88	•
FC172 Non-Turning Set	•	•	•	•	•	81	•	•	81	81	•	81	•
F51A Keyed Entry	•	•	•	•	•	111	•	•	111	111	•	111	•

# LEVERS FC SERIES




Pennant (PEN)

(NOTE: Kinsler is standard trim)



## (PEN) Pennant

		FINISHES												
Function		605	530	608	609	618	619	620	621	622	625	626	716	613
FC21	Combined Interior	•	•	•	•	•	\$88	•	•	\$88	\$88	\$88	\$88	•
FC172	Non-Turning Set	•	•	•	•	•	81	•	•	81	81	81	81	☐
F51A	Keyed Entry	•	•	•	•	•	111	•	•	111	111	111	111	•



Rivington (RVT)

(NOTE: Alden is standard trim)



## (RVT) Rivington

		FINISHES												
Function		605	530	608	609	618	619	620	621	622	625	626	716	613
FC21	Combined Interior	•	•	•	•	•	\$88	•	•	•	•	•	\$88	•
FC172	Non-Turning Set	•	•	•	•	•	81	•	•	•	•	•	81	•
F51A	Keyed Entry	•	•	•	•	•	111	•	•	•	•	•	111	•



Whitney (WIT)

(NOTE: Alden is standard trim)



## (WIT) Whitney


		FINISHES												
Function		605	530	608	609	618	619	620	621	622	625	626	716	613
FC21	Combined Interior	•	\$88	\$88	•	•	\$88	•	•	\$88	•	•	\$88	•
FC172	Non-Turning Set	•	81	81	•	•	81	•	•	81	•	•	81	•
F51A	Keyed Entry	•	111	111	•	•	111	•	•	111	•	•	111	•



Flexible. *Simple.*

Schlage's Custom Series makes it easy to change your door hardware as the style in your home evolves. Simply pair a knob or lever with one of our trims, and you can update the look of any room.

Pair a knob or lever with our inspired decorative trim options to bring your vision to life.



\* Standard trim with no upcharge

**FINISHES AVAILABLE**

Custom trim finish	605	530	608	609	618	619	620	621	622	625	626	716	613
Camelot (CAM)	•	\$10	\$10	•	•	\$10	•	•	\$10	•	•	\$10	•
Century (CEN)	•	10	10	•	10	10	•	•	10	10	10	10	•
Collins (COL)	•	10	10	•	10	10	•	•	10	10	10	10	•
Dalton (DLT)	•	•	•	•	•	10	•	•	10	•	•	•	•
Grandville (GDV)	•	•	•	•	•	10	•	•	•	•	•	10	•
Greene (GEE)	•	•	•	•	•	10	•	•	10	•	•	•	•
Howe (HOW)	•	•	•	•	•	10	•	•	10	10	•	10	•
Indy (IND)	•	•	•	•	•	10	•	•	10	10	•	10	•
Rosewood (RWD)	•	•	•	•	10	10	•	•	10	•	•	•	•
Upland (ULD)	•	•	•	•	•	10	•	•	10	10	•	10	•
<b>Keyed trim finish</b>													
Camelot (CAM)	•	\$16	\$16	•	•	\$16	•	•	\$16	•	•	\$16	•
Century (CEN)	•	16	16	•	16	16	•	•	16	16	16	16	•
Collins (COL)	•	16	16	•	16	16	•	•	16	16	16	16	•
Dalton (DLT)	•	•	•	•	•	16	•	•	16	•	•	•	•
Grandville (GDV)	•	•	•	•	•	16	•	•	•	•	•	16	•
Greene (GEE)	•	•	•	•	•	16	•	•	16	•	•	•	•
Indy (IND)	•	•	•	•	•	16	•	•	16	16	•	16	•
Rosewood (RWD)	•	•	•	•	16	16	•	•	16	•	•	•	•
Upland (ULD)	•	•	•	•	•	16	•	•	16	16	•	16	•

**Please Note:** Schlage Custom FC21 and FC172 Decorative Trim list price adders differ from other functions. Please refer to the specific decorative trim tables for F-Series (F10, F40, F51A etc.) on their respective pages.



**EXAMPLE 1:** To price an Alexandria (ALX) knob with Camelot (CAM) trim in satin nickel: Take the price listed for the Alexandria Knob in Satin Nickel (\$111 for FC21) and add the charge for the trim from the table above (\$10).

\$122 (FC ALX 619)  
 + \$10 (Camelot Trim for FC21)  
**\$132 Total cost**  
 (FC21 ALX 619 CAM)

When ordering a Schlage Custom product, please specify the trim at the end of the product code. Example: FC21 ELR 619 **CAM** or FC172 LAT 622 **COL**

# LEVERS F SERIES

## F Series Levers AVAILABLE FUNCTIONS

### Non-keyed Locks



Schlage F10 F40 F170  
ANSI F75 F76

### Keyed Locks



F51A F80  
F81 F86

**ANSI/BHMA A156.2-2017 Commercial Grade 2**  
**ANSI/BHMA A156.39-2015 Residential Grade AAA**

### Non-keyed Locks



#### F10/F75 – Hall & Closet

- Both knobs/levers always unlocked



#### F40/F76 – Bed & Bath

- Push-button locking
- Can be opened from outside with small circular tool
- Turning inside knob/lever releases button



#### F170 – Non-turning

- Non-turning trim for one side of door
- Used for door pull or as matching inactive trim

### Keyed Locks



#### F51A/F81 – Keyed Entry

- Keyed entry function unlocks when door is opened from the inside, allowing you to leave quickly, conveniently and re-enter easily
- Locked by inserting key and rotating cylinder from outside, or manually rotating interior turn-button after exit



#### F80/F86 – Storeroom Lock

- Outside knob/lever fixed. Entrance by key only.
- Inside knob/lever always unlocked

## PRODUCT IDENTIFICATION

F	51A	F	ACC	619	CAM	RH	16-086	10-027	KA4
Lock Series	Product	UL Fire Rated (V - VisPack) (GC - Graphic Cover)	Style	Finish Code	Decorative Trim	Hand	Latch	Strike	Keying

## LATCHES & STRIKES

### Keyed Latches - Dead Latches

**16-086** - Dual Option (Round, Drive-in) **STANDARD**

**16-207** - Square Corner

**16-211** - Triple Option (Round, Square, Drive-in)

**16-203** - UL Listed Square Corner with Firecup

**16-204** - UL Listed Round Corner with Firecup

**16-126** - 5" Backset, Square Corner

### Non Keyed - Spring Latches

**16-080** - Dual Option (Round, Drive-in) **STANDARD**

**16-200** - Square Corner

**16-210** - Triple Option (Round, Square, Drive-in)

**16-203** - UL Listed Square Corner with Firecup

**16-204** - UL Listed Round Corner with Firecup

**16-126** - 5" Backset, Square Corner

### Strikes

**10-027** - Round Corner Full Lip **STANDARD**

**10-001** - Square Corner T Strike

**10-026** - Square Corner Full Lip

**10-058** - Circular - Adjustable

**10-063** - Dual Strikes (Round & Square Full Lip)

**10-025** - ANSI Square Corner

**STANDARD FEATURES / CONFIGURATIONS**

**F-Series Levers/Decorative Trim\***

	Description
<b>Certification:</b>	ANSI/BHMA A156.2-2017 Commercial Grade 2 ANSI/BHMA A156.39-2015 Residential Grade AAA Available UL Listed for 3-hour fire door
<b>Latch:</b>	1" x 2 1/4", 1/4" radius corner faceplate, 7/8" housing diameter, 1/2" throw, circular drive-in included, universal latch
<b>Strike:</b>	1 5/8" x 2 1/4" radius corner, full lip, no box
<b>Backset:</b>	Dual backset latches, fits either 2 3/8" or 2 3/4" backsets
<b>Cylinder:</b>	5-Pin, C keyway, keyed alike (KA4)
<b>Door Range:</b>	1 3/8" - 1 3/4"
<b>Keys:</b>	Two per lock, 5-pin, C section

\* Locks are furnished with standard features unless otherwise specified. To order locks with non-standard features specify non-standard feature desired.

**FINISH CODES & DESCRIPTIONS**

505	605	608	609	613	618	619	620	621	622	625	626	716
Lifetime Bright Brass	Bright Brass (US3)	Satin Brass	Antique Brass (US5)	Oil-Rubbed Bronze (US10B)	Polished Nickel	Satin Nickel (US15)	Antique Pewter (US15A)	Distressed Nickel	Matte Black (US19)	Bright Chrome (US26)	Satin Chrome (US26D)	Aged Bronze

Non-standard finishes are not available.  
Full-color swatch examples available on inside Levers tab.

**PACKAGING & CARTON SPECS**

	INDIVIDUAL CARTON				SHIPPER						
	CARTON WEIGHT	HEIGHT	WIDTH	DEPTH	QTY. SHIPPER	CARTON WEIGHT	CU. FT.	HEIGHT	WIDTH	DEPTH	
<b>Levers</b>											
F10	1.55	3.25 in.	6.00 in.	7.00 in.	8	12.50	0.760	7.8 in.	12.6 in.	13.5 in.	
F40	1.55	3.25 in.	6.00 in.	7.00 in.	8	12.50	0.760	7.8 in.	12.6 in.	13.5 in.	
F51A	1.55	3.25 in.	6.00 in.	7.00 in.	8	12.50	0.760	7.8 in.	12.6 in.	13.5 in.	
F80	1.55	3.25 in.	6.00 in.	7.00 in.	8	12.50	0.760	7.8 in.	12.6 in.	13.5 in.	
F170	0.80	2.86 in.	4.38 in.	5.66 in.	20	16.00	1.000	6.5 in.	15.3 in.	18.3 in.	
<b>Decorative Collections Levers</b>											
All Levers	1.55	3.25 in.	6.00 in.	7.00 in.	8	19.00	1.090	8.13 in.	12.63 in.	18.4 in.	
F170	1.20	2.86 in.	4.38 in.	5.66 in.	20	25.00	1.000	6.5 in.	15.3 in.	18.3 in.	

For Vis Pack carton specs, see page 136

# LEVERS F SERIES

## AVAILABLE STYLES



Accent  
(ACC)



Avanti  
(AVA)



Avila  
(VLA)



Birmingham  
(BIR)



Broadway  
(BRW)



Champagne  
(CHP)



Elan  
(ELA)



Flair  
(FLA)



Jazz  
(JAZ)




Latitude  
(LAT)



Manhattan  
(MNH)



Merano  
(MER)



Northbrook  
(NBK)



Sacramento  
(SAC)



Accent (ACC)



**(ACC) Accent**

**FINISHES**

Function	Packaging	605	505	608	609	618	619	620	621	622	625	626	716	613
F10 Hall & Closet	Box/Vis	<b>\$52</b>	\$59	<b>\$59</b>	\$59	\$59	<b>\$59</b>	<b>\$59</b>	\$59	\$59	\$59	\$59	<b>\$59</b>	\$67
F40 Bed & Bath	Box/Vis	<b>55</b>	•	<b>62</b>	62	62	<b>62</b>	<b>62</b>	62	62	62	62	<b>62</b>	70
F51A Keyed Entry	Box/Vis	104	<b>111</b>	<b>111</b>	111	111	<b>111</b>	<b>111</b>	111	111	111	111	<b>111</b>	119
F80* Storeroom	Box	114	121	121	121	121	121	121	121	121	121	121	121	129
F170* Non-turning	Box/Vis	<b>26</b>	•	<b>30</b>	30	30	<b>30</b>	30	30	30	30	30	<b>30</b>	34



Avanti (AVA)



**(AVA) Avanti**

**FINISHES**

Function	Packaging	605	505	608	609	618	619	620	621	622	625	626	716	613
F10 Hall & Closet	Box/Vis	•	•	•	<b>\$73</b>	•	<b>\$73</b>	\$73	•	•	\$73	•	<b>\$73</b>	•
F40 Bed & Bath	Box/Vis	•	•	•	<b>77</b>	•	<b>77</b>	77	•	•	77	•	<b>77</b>	•
F51A Keyed Entry	Box/Vis	•	•	•	<b>125</b>	•	<b>125</b>	125	•	•	125	•	<b>125</b>	•
F80* Storeroom	Box	•	•	•	136	•	136	136	•	•	136	•	136	•
F170* Non-turning	Box/Vis	•	•	•	37	•	<b>37</b>	37	•	•	37	•	<b>37</b>	•


**List Price Adders:**

- Visual Package Options (highlighted) - add \$5 to list price
- Decorative Trim Option - See chart on page Levers-15
- Triple Option Latch - add \$2 to list price; Box Pack Only
- UL Latch - add \$6 to list price (F10, F51A, F80 Functions Box Pack Only)
- Split Finish/Design - add \$6.50 to highest list price; Box Pack Only

\* Specify Handing

**Stand out *effortlessly.***  
 Schlage's Decorative Collections offer thousands of additional design and finish combinations.  
**See page 59 for details.**

## LEVERS F SERIES




Avila  
(VLA)

### RECOMMENDED DECORATIVE TRIM



Avila lever  
with Addison trim



Avila lever  
with Camelot trim




Avila lever  
with Wakefield trim

### (VLA) Avila

### FINISHES

Function	Packaging	605	505	608	609	618	619	620	621	622	625	626	716	613
F10 Hall & Closet	Box	\$41	\$46	•	\$46	•	\$46	•	•	•	\$46	\$46	\$46	•
F40 Bed & Bath	Box	45	•	•	49	•	49	•	•	•	49	49	49	•
F51A Keyed Entry	Box	72	77	•	77	•	77	•	•	•	77	77	77	•
F80 Storeroom	Box	83	87	•	87	•	87	•	•	•	87	87	87	•
F170 Non-turning	Box	21	•	•	23	•	23	•	•	•	23	23	23	•



Birmingham  
(BIR)

### RECOMMENDED DECORATIVE TRIM



Birmingham lever  
with Brookshire trim

### (BIR) Birmingham

### FINISHES

Function	Packaging	605	505	608	609	618	619	620	621	622	625	626	716	613
F10 Hall & Closet	Box/Vis	•	•	•	•	•	\$59	•	•	•	\$59	•	\$59	•
F40 Bed & Bath	Box/Vis	•	•	•	•	•	62	•	•	•	62	•	62	•
F51A Keyed Entry	Box/Vis	•	•	•	•	•	111	•	•	•	111	•	111	•
F80 Storeroom	Box	•	•	•	•	•	121	•	•	•	121	•	121	•
F170 Non-turning	Box	•	•	•	•	•	30	•	•	•	30	•	30	•

#### List Price Adders:

Visual Package Options (highlighted) - add \$5 to list price

Decorative Trim Option - See chart on page Levers-15

Triple Option Latch - add \$2 to list price; Box Pack Only

UL Latch - add \$6 to list price (F10, F51A, F80 Functions Box Pack Only)

Split Finish/Design - add \$6.50 to highest list price; Box Pack Only

\* Specify Handing



Broadway (BRW)



**(BRW) Broadway**

**FINISHES**

Function	Packaging	605	505	608	609	618	619	620	621	622	625	626	716	613
F10 Hall & Closet	Box/Vis	•	•	•	•	•	\$59	•	•	\$59	\$59	\$59	\$59	•
F40 Bed & Bath	Box/Vis	•	•	•	•	•	62	•	•	62	62	62	62	•
F51A Keyed Entry	Box/Vis	•	•	•	•	•	111	•	•	111	111	111	111	•
F80 Storeroom	Box	•	•	•	•	•	121	•	•	121	121	121	121	•
F170 Non-turning	Box	•	•	•	•	•	30	•	•	30	30	30	30	•



Champagne (CHP)



**(CHP) Champagne**

**FINISHES**

Function	Packaging	605	505	608	609	618	619	620	621	622	625	626	716	613
F10 Hall & Closet	Box	•	•	•	•	•	\$73	•	•	•	•	•	\$73	•
F40 Bed & Bath	Box	•	•	•	•	•	77	•	•	•	•	•	77	•
F51A Keyed Entry	Box	•	•	•	•	•	125	•	•	•	•	•	125	•
F80* Storeroom	Box	•	•	•	•	•	136	•	•	•	•	•	136	•
F170* Non-turning	Box	•	•	•	•	•	37	•	•	•	•	•	37	•


**List Price Adders:**

- Visual Package Options (highlighted) - add \$5 to list price
- Decorative Trim Option - See chart on page Levers-15
- Triple Option Latch - add \$2 to list price; Box Pack Only
- UL Latch - add \$6 to list price (F10, F51A, F80 Functions Box Pack Only)
- Split Finish/Design - add \$6.50 to highest list price; Box Pack Only

\* Specify Handing

**Stand out *effortlessly.***  
Schlage's Decorative Collections offer thousands of additional design and finish combinations. **See page 59 for details.**

## LEVERS F SERIES



Elan  
(ELA)

### RECOMMENDED DECORATIVE TRIM



Elan lever  
with Century trim

### (ELA) Elan

### FINISHES

Function	Packaging	605	505	608	609	618	619	620	621	622	625	626	716	613
F10 Hall & Closet	Box	\$52	•	•	\$59	•	\$59	•	•	\$59	\$59	\$59	\$59	•
F40 Bed & Bath	Box	55	•	•	62	•	62	•	•	62	62	62	62	•
F51A Keyed Entry	Box	104	111	•	111	•	111	•	•	111	111	111	111	•
F80 Storeroom	Box	114	121	•	121	•	121	•	•	125	121	121	121	•
F170 Non-turning	Box	26	•	•	30	•	30	•	•	30	30	30	30	•

### NOTE:

- 1) Elan F10, F40, F51A and F80 in 626 Finish are available as CSV - add \$11 to list price
- 2) CSV - Contractor Series VisPack (Includes Light Commercial packaging and comes standard with UL fire rated latches.)



Flair  
(FLA)

### RECOMMENDED DECORATIVE TRIM



Flair lever  
with Addison trim



Flair lever  
with Brookshire trim



Flair lever  
with Camelot trim

### (FLA) Flair

### FINISHES


Function	Packaging	605	505	608	609	618	619	620	621	622	625	626	716	613
F10 Hall & Closet	Box/Vis	<b>\$52</b>	\$59	\$59	<b>\$59</b>	•	<b>\$59</b>	\$59	•	\$59	<b>\$59</b>	\$59	<b>\$59</b>	•
F40 Bed & Bath	Box/Vis	<b>55</b>	•	62	<b>62</b>	•	<b>62</b>	62	•	62	<b>62</b>	62	<b>62</b>	•
F51A Keyed Entry	Box/Vis	104	<b>111</b>	111	<b>111</b>	•	<b>111</b>	111	•	111	<b>111</b>	111	<b>111</b>	•
F80* Storeroom	Box	114	121	121	121	•	121	121	•	121	121	121	121	•
F170* Non-turning	Box/Vis	<b>26</b>	•	30	<b>30</b>	•	<b>30</b>	30	•	30	30	30	<b>30</b>	•

### List Price Adders:

- Visual Package Options (highlighted) - add \$5 to list price
- Decorative Trim Option - See chart on page Levers-15
- Triple Option Latch - add \$2 to list price; Box Pack Only
- UL Latch - add \$6 to list price (F10, F51A, F80 Functions Box Pack Only)
- Split Finish/Design - add \$6.50 to highest list price; Box Pack Only

\* Specify Handing





Jazz  
(JAZ)

**(JAZ) Jazz**

**FINISHES**

Function	Packaging	605	505	608	609	618	619	620	621	622	625	626	716	613
F10 Hall & Closet	Box	•	•	•	•	•	\$59	•	•	\$59	\$59	\$59	\$59	•
F40 Bed & Bath	Box	•	•	•	•	•	62	•	•	62	62	62	62	•
F51A Keyed Entry	Box	•	•	•	•	•	•	•	•	•	•	•	•	•
F80 Storeroom	Box	•	•	•	•	•	•	•	•	•	•	•	•	•
F170 Non-turning	Box	•	•	•	•	•	30	•	•	30	30	30	30	•



Latitude  
(LAT)

RECOMMENDED DECORATIVE TRIM



Latitude lever with Century trim



Latitude lever with Collins trim

**(LAT) Latitude**

**FINISHES**

Function	Packaging	605	505	608	609	618	619	620	621	622	625	626	716	613
F10 Hall & Closet	Box /Vis	•	•	•	•	\$59	<b>\$59</b>	•	•	\$59	<b>\$59</b>	\$59	\$59	•
F40 Bed & Bath	Box /Vis	•	•	•	•	62	<b>62</b>	•	•	62	<b>62</b>	62	62	•
F51A Keyed Entry	Box /Vis	•	•	\$111	•	111	<b>111</b>	•	•	111	<b>111</b>	111	111	•
F80 Storeroom	Box	•	•	•	•	121	121	•	•	121	121	121	121	•
F170 Non-turning	Box	•	•	•	•	30	30	•	•	30	30	30	30	•

**List Price Adders:**

- Visual Package Options (highlighted) - add \$5 to list price
- Decorative Trim Option - See chart on page Levers-15
- Triple Option Latch - add \$2 to list price; Box Pack Only
- UL Latch - add \$6 to list price (F10, F51A, F80 Functions Box Pack Only)
- Split Finish/Design - add \$6.50 to highest list price; Box Pack Only


\* Specify Handing

**Stand out *effortlessly.***

Schlage's Decorative Collections offer thousands of additional design and finish combinations.

**See page 59 for details.**

## LEVERS F SERIES



Manhattan  
(MNH)



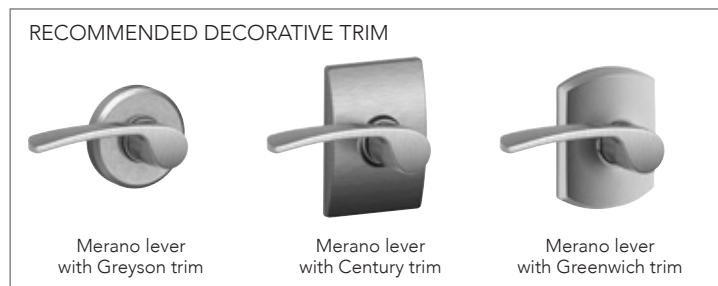
### (MNH) Manhattan

### FINISHES

Function	Packaging	605	505	608	609	618	619	620	621	622	625	626	716	613
F10 Hall & Closet	Box	•	•	•	•	•	\$59	•	•	•	\$59	\$59	•	•
F40 Bed & Bath	Box	•	•	•	•	•	62	•	•	•	62	62	•	•
F51A Keyed Entry	Box	•	•	•	•	•	111	•	•	•	111	111	•	•
F80* Storeroom	Box	•	•	•	•	•	121	•	•	•	121	121	•	•
F170* Non-turning	Box	•	•	•	•	•	30	•	•	•	30	30	•	•



Merano  
(MER)



### (MER) Merano

### FINISHES

Function	Packaging	605	505	608	609	618	619	620	621	622	625	626	716	613
F10 Hall & Closet	Box/Vis	•	•	•	•	•	<b>\$59</b>	•	•	\$59	\$59	\$59	<b>\$59</b>	•
F40 Bed & Bath	Box/Vis	•	•	•	•	•	<b>62</b>	•	•	62	62	62	<b>62</b>	•
F51A Keyed Entry	Box/Vis	•	•	•	•	•	<b>111</b>	•	•	111	111	111	<b>111</b>	•
F80* Storeroom	Box	•	•	•	•	•	121	•	•	121	121	121	121	•
F170* Non-turning	Box/Vis	•	•	•	•	•	<b>30</b>	•	•	30	30	30	30	•

#### List Price Adders:


- Visual Package Options (highlighted) - add \$5 to list price
- Decorative Trim Option - See chart on page Levers-15
- Triple Option Latch - add \$2 to list price; Box Pack Only
- UL Latch - add \$6 to list price (F10, F51A, F80 Functions Box Pack Only)
- Split Finish/Design - add \$6.50 to highest list price; Box Pack Only

\* Specify Handing

### Stand out *effortlessly*.

Schlage's Decorative Collections offer thousands of additional design and finish combinations. See page 59 for details.

## LEVERS F SERIES



Northbrook  
(NBK)




Northbrook lever  
with Upland trim

Northbrook lever  
with Collins trim

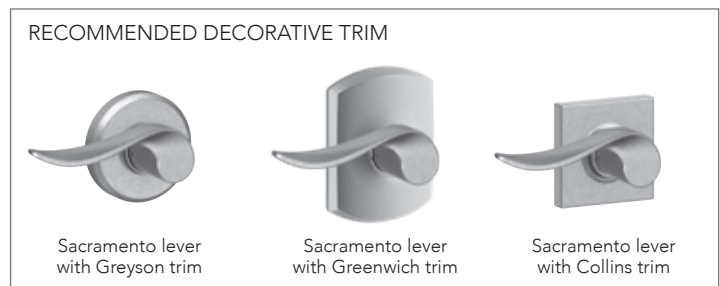
### (NBK) Northbrook

### FINISHES

Function	Packaging	605	505	608	609	618	619	620	621	622	625	626	716	613
F10 Hall & Closet	Box/Vis	•	•	•	•	•	\$59	•	•	•	•	•	•	•
F40 Bed & Bath	Box/Vis	•	•	•	•	•	62	•	•	•	•	•	•	•
F51A Keyed Entry	Box/Vis	•	•	•	•	•	111	•	•	\$111	\$111	•	\$111	•
F80 Storeroom	Box	•	•	•	•	•	121	•	•	•	•	•	•	•
F170 Non-turning	Box	•	•	•	•	•	30	•	•	•	•	•	•	•



Sacramento  
(SAC)



Sacramento lever  
with Greyson trim

Sacramento lever  
with Greenwich trim

Sacramento lever  
with Collins trim

### (SAC) Sacramento

### FINISHES

Function	Packaging	605	505	608	609	618	619	620	621	622	625	626	716	613
F10 Hall & Closet	Box/Vis	•	•	•	•	\$46	<b>\$46</b>	•	•	•	<b>\$46</b>	\$46	<b>\$46</b>	•
F40 Bed & Bath	Box/Vis	•	•	•	•	49	<b>49</b>	•	•	•	<b>49</b>	49	<b>49</b>	•
F51A Keyed Entry	Box/Vis	•	•	•	•	77	<b>77</b>	•	•	•	<b>77</b>	77	<b>77</b>	•
F80* Storeroom	Box	•	•	•	•	87	87	•	•	•	87	87	87	•
F170* Non-turning	Box	•	•	•	•	23	23	•	•	•	23	23	23	•

#### List Price Adders:

- Visual Package Options (highlighted) - add \$5 to list price
- Decorative Trim Option - See chart on page Levers-15
- Triple Option Latch - add \$2 to list price; Box Pack Only
- UL Latch - add \$6 to list price (F10, F51A, F80 Functions Box Pack Only)
- Split Finish/Design - add \$6.50 to highest list price; Box Pack Only

\* Specify Handing

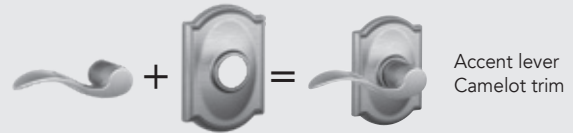
Decorative collection is only available with F Series

**Stand out *effortlessly*.**


Schlage's Decorative Collections make it easy to match our strength to your style. With more than 1,000 customized design and finish options in all, your decor will be limited by only your imagination.



Pair a knob or lever with our inspired decorative trim options to bring your vision to life.\*



\* LOCKS SHIP COMPLETE WITH TRIM ATTACHED



**Follow these steps for pricing decorative combinations:**

1. Locate the price of the standard knob or lever from the Knobs/Levers section.
2. Use the chart below to find the list price adder for the matching Decorative Collection upgrade.
3. Add the prices together for the total cost of the new combinations.

\*Decorative trim are staked on the lock chassis for strength and durability and can only be ordered as a complete lock product.

**FINISHES AVAILABLE**

Decorative trim finish	605	505	608	609	618	619	620	621	622	625	626	716	613
Addison (ADD)	\$16	•	•	\$16	•	\$16	\$16	\$16	\$16	\$16	\$16	\$16	•
Andover (AND)*	16	16	•	16	•	16	16	•	16	16	16	16	16
Brookshire (BRK)	16	16	•	16	•	16	•	•	16	•	•	16	•
Camelot (CAM)	16	16	16	16	•	16	16	•	16	16	•	16	•
Century (CEN)	•	•	•	•	16	16	•	•	16	16	16	16	•
Collins (COL)	•	•	16	•	•	16	•	•	16	16	•	16	•
Greenwich (GRW)	•	•	•	•	16	16	•	•	16	16	16	16	•
Greyson (GSN)*	•	•	•	•	16	16	•	•	16	16	16	16	•
Upland (ULD)**	•	•	•	•	•	16	•	•	•	•	•	•	•
Wakefield (WKF)	•	•	•	•	16	16	16	•	16	16	16	16	•



**EXAMPLE 1:** To price a Accent passage lever with an Addison trim in Antique Pewter Take the price listed in the price book for the F10 ACC 620 and add the additional charge from the chart above

\$59 (F10 ACC 620)  
 + \$16 (Addison Decorative Trim 620)  
**\$75 Total cost**  
 (F10 ACC 620 ADD)

When ordering a decorative collection product, specify the trim at the end of the product code  
 Example: F40 ACC 716 **CAM** or F170 LAT 625 **CEN**


**NOTE:** The deco trim cost for an F170 is 50% of the cost listed on this chart  
 AND and GSN deco trim are not available for PLY or GEO styles


\*Greyson and Andover are not available in B60 or F59 functions  
 \*Greyson and Andover feature concealed screws  
 \*\* ULD unavailable in B60 function. ULD F59 features COL deadbolt.


To order latches and strikes see page 126-127


**J Series Levers**  
**AVAILABLE FUNCTIONS**

Non-keyed Locks


  
ANSI

  
J10  
F75

  
J40  
F77

  
J170

Keyed Locks

  
J54  
F82

**ANSI/BHMA A156.2-2011 Commercial Grade 3 J Series Levers**

Non-keyed Locks

**J10/F75 - Hall & Closet**

- Both levers always unlocked

**J40/F77 - Bed & Bath**

- Turn-button locking. Can be opened from outside by turning outside turn mechanism
- From interior, turning inside turn-button releases inside lever

**J40P - Bed & Bath (Pushbutton)**

- Push-button locking. Can be opened from outside with small circular tool.
- Turning inside knob/lever releases button
- ADA Compliant

**J170 - Non-turning**

- Non-turning trim for one side of door
- Used for door pull or as matching inactive trim

Keyed Locks

**J54/F82 - Keyed Entry**

- Unlocked by key from outside when outer knob is locked by turn-button in inside knob
- Inside knob is locked and unlocked by turn-button

**PRODUCT IDENTIFICATION**

<b>J</b>	<b>54</b>	<b>F</b>	<b>SEV</b>	<b>619</b>	<b>SQR</b>	<b>16-255</b>	<b>10-101</b>	<b>KA4</b>
Lock Series	Product	UL Fire Rated	Design	Finish Code	Collins Trim	Latch	Strike	Keying

**LATCHES & STRIKES**

**Keyed Latches - Dead Latches**

- 16-255** - Triple Option (Round, Square, Drive-in) - **STANDARD**
- 16-061** - UL Listed, Square Corner

**Strikes**

- 10-101** - Round Corner Full Lip - **STANDARD**

**Non Keyed - Spring Latches**

- 16-254** - Dual Option (Round, Drive-in) - **STANDARD**
- 16-070** - Triple Option Spring Latch for handlesets

## LEVERS J SERIES

### STANDARD FEATURES / CONFIGURATIONS

J Series Levers	
	Description
<b>Certification:</b>	ANSI/BHMA A156.2-2011 Commercial Grade
<b>Latch:</b>	Dual Option: 1" x 2 1/4", 1/4" round faceplate and drive-in Triple Option: 1" x 2 1/4", square corner and 1/4" round faceplate, drive-in latch (J54)
<b>Strike:</b>	1 5/8" x 2 1/4", radius corner, full lip, no box
<b>Backset:</b>	Adjustable for 2 3/8" or 2 3/4"
<b>Cylinder:</b>	5-pin, C keyway, keyed alike (KA4)
<b>Door Range:</b>	1 3/8" - 1 3/4"
<b>Keys:</b>	Two brass cut keys per lock, 5-pin, C section

### FINISH CODES & DESCRIPTIONS

605	609	619	620	622	625	626	630	716
Bright Brass (US3)	Antique Brass (US5)	Satin Nickel (US15)	Antique Pewter (US15A)	Matte Black (US19)	Bright Chrome (US26)	Satin Chrome (US26D)	Satin Stainless Steel (US32D)	Aged Bronze

\*Non-standard finishes are not available  
Full-color swatch examples available on inside Levers tab

### PACKAGING & CARTON SPECS

	INDIVIDUAL CARTON				SHIPPER					
	CARTON WEIGHT	HEIGHT	WIDTH	DEPTH	QTY. SHIPPER	CARTON WEIGHT	CU. FT.	HEIGHT	WIDTH	DEPTH
<b>Levers</b>										
J10	1.58	3.07 in.	5.71 in.	6.69 in.	24	37.84	2.143	14.8 in.	13.7 in.	18.3 in.
J40	1.58	3.07 in.	5.71 in.	6.69 in.	24	37.84	2.143	14.8 in.	13.7 in.	18.3 in.
J54	1.58	3.07 in.	5.71 in.	6.69 in.	24	37.84	2.143	14.8 in.	13.7 in.	18.3 in.
J170	0.56	2.44 in.	2.64 in.	5.43 in.	50	28.16	1.420	12.2 in.	13.7 in.	14.7 in.
J10F	1.58	3.07 in.	5.71 in.	6.69 in.	24	37.84	2.143	14.8 in.	13.7 in.	18.3 in.
J54F	1.58	3.07 in.	5.71 in.	6.69 in.	24	37.84	2.143	14.8 in.	13.7 in.	18.3 in.

For Vis Pack carton specs, see page 136



J10  
Broadway (BRW)

**(BRW) Broadway**

			FINISHES								
Function		Packaging	605	609	619	620	622	625	626	630	716
J10	Hall & Closet	Box	•	•	\$46	•	\$46	\$46	\$46	•	\$46
J40	Bed & Bath	Box	•	•	50	•	50	50	50	•	50
J54	Keyed Entry	Box	•	•	62	•	62	62	62	•	62
J170	Non-turning	Box	•	•	24	•	24	24	24	•	24



J10  
Dover (DOV)

**(DOV) Dover**

			FINISHES								
Function		Packaging	605	609	619	620	622	625	626	630	716
J10	Hall & Closet	Box/Vis	\$45	\$45	\$41	•	\$41	\$41	\$41	<b>\$41</b>	\$41
J40	Bed & Bath	Box/Vis	48	48	45	•	45	45	45	<b>45</b>	45
J54	Keyed Entry	Box/Vis	64	64	61	•	61	61	61	<b>61</b>	61
J170	Non-turning	Box/Vis	25	25	22	•	22	22	22	<b>22</b>	22



J10  
Marin (MAR)

**(MAR) Marin**

			FINISHES								
Function		Packaging	605	609	619	620	622	625	626	630	716
J10	Hall & Closet	Box	•	•	\$41	•	\$41	\$41	\$41	\$41	\$41
J40	Bed & Bath	Box	•	•	45	•	45	45	45	45	45
J54	Keyed Entry	Box	•	•	61	•	61	61	61	61	61
J170	Non-turning	Box	•	•	22	•	22	22	22	22	22

**List Price Adders:**

Visual Package Options (highlighted) - add \$3 to list price

Visual Package **ONLY** (highlighted) - \$3 adder included

UL Latch - add \$6 to list price (J10F, J54F)

\*Specify handing

**NOTE:**

1) J10 and J40 standard latch is Dual Option (Round, Drive-in)

2) J54 standard latch is Triple Option (Round, Square, Drive-in)

## LEVERS J SERIES



J10  
Solstice (SOL)

### (SOL) Solstice


			FINISHES											
Function			Packaging			605	609	619	620	622	625	626	630	716
J10	Hall & Closet	Box/Vis	•	•	<b>\$46</b>	•	\$46	\$46	\$46	•	•	•	•	<b>\$46</b>
J40	Bed & Bath	Box/Vis	•	•	<b>50</b>	•	50	50	50	•	•	•	•	<b>50</b>
J54	Keyed Entry	Box/Vis	•	•	<b>62</b>	•	62	62	62	•	•	•	•	<b>62</b>
J170	Non-turning	Box/Vis	•	•	<b>24</b>	•	24	24	24	•	•	•	•	<b>24</b>
J40P	Bed & Bath	Box	•	•	52	•	•	52	•	•	•	•	•	52



J10  
LaSalle (LAS)

### (LAS) LaSalle

			FINISHES											
Function			Packaging			605	609	619	620	622	625	626	630	716
J10	Hall & Closet	Box/Vis	<b>\$41</b>	<b>\$41</b>	<b>\$41</b>	•	•	•	•	•	•	•	•	\$41
J40	Bed & Bath	Box/Vis	<b>45</b>	<b>45</b>	<b>45</b>	•	•	•	•	•	•	•	•	45
J54	Keyed Entry	Box/Vis	<b>61</b>	<b>61</b>	<b>61</b>	•	•	•	•	•	•	•	•	61
J170*	Non-turning	Box/Vis	<b>22</b>	22	22	•	•	•	•	•	•	•	•	22



J10  
Seville (SEV)

### (SEV) Seville

			FINISHES											
Function			Packaging			605	609	619	620	622	625	626	630	716
J10	Hall & Closet	Box/Vis	\$44	\$44	<b>\$41</b>	•	•	\$41	•	•	•	•	•	<b>\$41</b>
J40	Bed & Bath	Box/Vis	48	48	<b>45</b>	•	•	45	•	•	•	•	•	<b>45</b>
J54	Keyed Entry	Box/Vis	64	64	<b>61</b>	•	•	61	•	•	•	•	•	<b>61</b>
J170*	Non-turning	Box/Vis	•	•	<b>22</b>	•	•	22	•	•	•	•	•	<b>22</b>
J40P	Bed & Bath	Box	•	•	47	•	•	47	•	•	•	•	•	47

#### List Price Adders:

Visual Package Options (highlighted) - add \$3 to list price  
 Visual Package **ONLY** (highlighted) - \$3 adder included  
 UL Latch - add \$6 to list price (J10F, J54F)

\*Specify handing

#### NOTE:

1) J10 and J40 standard latch is Dual Option (Round, Drive-in)  
 2) J54 standard latch is Triple Option (Round, Square, Drive-in)






J10  
Torino (TOR)

**(TOR) Torino**

**FINISHES**

Function	Packaging	605	609	619	620	622	625	626	630	716
J10 Hall & Closet	Box/Vis	\$44	\$44	<b>\$41</b>	\$41	•	\$41	•	\$41	<b>\$41</b>
J40 Bed & Bath	Box/Vis	48	48	<b>45</b>	45	•	45	•	45	<b>45</b>
J54 Keyed Entry	Box/Vis	64	64	<b>61</b>	61	•	61	•	61	<b>61</b>
J170 Non-turning	Box/Vis	25	25	<b>22</b>	22	•	22	•	22	22
J40P Bed & Bath	Box	•	•	47	•	•	47	•	•	47




J10  
Broadway with  
Collins Trim (BRW/COL)

**(BRW/SQR) Broadway with Collins Rose**

**FINISHES**

Function	Packaging	605	609	619	620	622	625	626	630	716
J10 Hall & Closet	Box	•	•	\$52	•	\$52	\$52	\$52	•	\$52
J40 Bed & Bath	Box	•	•	55	•	55	55	55	•	55
J54 Keyed Entry	Box	•	•	68	•	68	68	68	•	68
J170 Non-turning	Box	•	•	27	•	27	27	27	•	27



J10  
Solstice with  
Collins Trim (SOL/COL)

**(SOL/SQR) Solstice with Collins Rose**

**FINISHES**

Function	Packaging	605	609	619	620	622	625	626	630	716
J10 Hall & Closet	Box	•	•	\$52	•	\$52	\$52	\$52	•	\$52
J40 Bed & Bath	Box	•	•	55	•	55	55	55	•	55
J54 Keyed Entry	Box	•	•	68	•	68	68	68	•	68
J170 Non-turning	Box	•	•	27	•	27	27	27	•	27

**List Price Adders:**

Visual Package Options (highlighted) - add \$3 to list price

Visual Package **ONLY** (highlighted) - \$3 adder included

UL Latch - add \$6 to list price (J10F, J54F)

\*Specify handing

**NOTE:**

- 1) J10 and J40 standard latch is Dual Option (Round, Drive-in)
- 2) J54 standard latch is Triple Option (Round, Square, Drive-in)


**LEVERS J SERIES**

**Notes**


FC Series . . . . .	67
FC Series Decorative Collection . . . . .	73
F Series . . . . .	75
F Series Decorative Collection . . . . .	82
J Series . . . . .	83

**FC Series Knobs**  
**AVAILABLE FUNCTIONS**

Non-keyed Locks



Schlage FC21



FC172

**FC21 - Combined Passage Privacy**

- Passage is default function
- Insert privacy pushbutton on interior side of lock to convert to privacy
- Can be opened from outside with small emergency unlock tool
- Turning inside knob/lever releases privacy pushbutton

**FC172 – Non-Turning Set**

- Non-turning pair of levers/knobs
- Used for door pull or matching inactive trim

**ANSI/BHMA A156.2-2017 Grade 2**  
**ANSI/BHMA A156.39-2017 Residential Grade AAA**

**LATCHES & STRIKES**

**Non Keyed - Spring Latches**

- 16-600** -FC21 Dual Option (Round Corner & Drive In) **STANDARD**
- 16-601** -FC21 Triple Option (Round, Square Corner, & Drive In)
- 16-620** -UL Listed Square Corner
- 16-621** -UL Listed Round Corner

**Strikes**

- 10-027** -Round Corner Full Lip **STANDARD**
- 10-001** -Square Corner T Strike
- 10-026** -Square Corner Full Lip
- 10-058** -Circular - Adjustable
- 10-063** -Dual Strikes (Round & Square Full Lip)
- 10-025** -ANSI Square Corner

**STANDARD FEATURES / CONFIGURATIONS**

**FC Series Knobs/Decorative Trim\***

	<b>Description</b>
<b>Certification:</b>	ANSI/BHMA A156.2-2017 Grade 2 ANSI/BHMA A156.39-2015 Residential Grade AAA Available UL Listed for 90 minute fire door (Available soon)
<b>Latch:</b>	1" x 2 1/4", 1/4" radius corner faceplate, 1" housing diameter, 1/2" throw, circular drive-in included, universal latch
<b>Strike:</b>	1 5/8" x 2 1/4" radius corner, full lip
<b>Backset:</b>	Dual backset latches, fits either 2 3/8" or 2 3/4" backsets
<b>Cylinder:</b>	5-Pin, C keyway, keyed alike (KA4) on keyed function only
<b>Door Range:</b>	1 3/8" - 1 3/4"
<b>Keys:</b>	Two per lock, 5-pin, C section on keyed functions only

\* Locks are furnished with standard features unless otherwise specified. To order locks with non-standard features specify non-standard feature desired.

# KNOBS FC SERIES

## FINISH CODES & DESCRIPTIONS

530	608	618	619	622	625	626	716
Black Stainless	Satin Brass	Polished Nickel	Satin Nickel (US15)	Matte Black (US19)	Bright Chrome (US26)	Satin Chrome (US26D)	Aged Bronze

## PACKAGING & CARTON SPECS

INDIVIDUAL CARTON					SHIPPER						
	CARTON WEIGHT	HEIGHT	WIDTH	DEPTH	QTY. SHIPPER	CARTON WEIGHT	CU. FT.	HEIGHT	WIDTH	DEPTH	
<b>Levers</b>											
FC21	2.3	3.5 in.	5.9 in.	8.1 in.	8	18.00	0.94	8.8 in.	12.8 in.	14.5 in.	
FC172	1.5	3.2 in.	4.4 in.	5.8 in.	20	31.00	1.25	6.7 in.	16.1 in.	20.1 in.	

AVAILABLE STYLES



Alexandria (ALX)



Andover (AND)



Bowery (BWE)



Caine (CAN)



Dawes (DAW)



Ganton (GAN)



Georgian (GEO)



Hobson (HOB)



Kyle (KYL)



Nixon (NIX)



Offerman (OFM)



Plymouth (PLY)



Swanson (SWA)

## KNOBS FC SERIES



Alexandria  
(ALX)

(NOTE: Alden is standard trim)

### RECOMMENDED DECORATIVE TRIM



Alexandria knob  
with Camelot trim

### (ALX) Alexandria

### FINISHES

Function	605	530	608	609	618	619	620	621	622	625	626	716	613
FC21 Combined Interior	•	\$122	\$122	•	\$122	\$122	•	•	\$122	•	•	\$122	•
FC172 Non-Turning Set	•	114	114	•	114	114	•	•	114	•	•	114	•



Andover  
(AND)

(NOTE: Alden is standard trim)

### RECOMMENDED DECORATIVE TRIM



Andover knob  
with Camelot trim

### (AND) Andover

### FINISHES

Function	605	530	608	609	618	619	620	621	622	625	626	716	613
FC21 Combined Interior	•	•	•	•	•	\$73	•	•	•	•	•	\$73	•
FC172 Non-Turning Set	•	•	•	•	•	68	•	•	•	•	•	68	•
F51A Keyed Entry	64	•	•	68	•	68	68	•	•	68	68	68	78



Bowery  
(BWE)

(NOTE: Kinsler is standard trim)

### RECOMMENDED DECORATIVE TRIM



Bowery knob  
with Collins trim

### (BWE) Bowery

### FINISHES

Function	605	530	608	609	618	619	620	621	622	625	626	716	613
FC21 Combined Interior	•	\$73	\$73	•	\$73	\$73	•	•	\$73	\$73	•	\$73	•
FC172 Non-Turning Set	•	68	68	•	68	68	•	•	68	68	•	68	•
F51A Keyed Entry	•	68	68	•	68	68	•	•	68	68	68	68	•



Caine  
(CAN)

(NOTE: Kinsler is standard trim)

### RECOMMENDED DECORATIVE TRIM



Caine knob  
with Greene trim

### (CAN) Caine

### FINISHES

Function	605	530	608	609	618	619	620	621	622	625	626	716	613
FC21 Combined Interior	•	•	•	•	•	\$122	•	•	\$122	•	•	•	•
FC172 Non-Turning Set	•	•	•	•	•	114	•	•	114	•	•	•	•



Dawes (DAW)

(NOTE: Kinsler is standard trim)



**(DAW) Dawes**

**FINISHES**

Function	605	530	608	609	618	619	620	621	622	625	626	716	613
FC21 Combined Interior	•	•	\$122	•	•	\$122	•	•	\$122	\$122	•	•	•
FC172 Non-Turning Set	•	•	114	•	•	114	•	•	114	114	•	•	•



Ganton (GAN)

(NOTE: Kinsler is standard trim)



**(GAN) Ganton**

**FINISHES**

Function	605	530	608	609	618	619	620	621	622	625	626	716	613
FC21 Combined Interior	•	•	•	•	•	\$88	•	•	\$88	•	•	•	•
FC172 Non-Turning Set	•	•	•	•	•	81	•	•	81	•	•	•	•
F51A Keyed Entry	•	•	•	•	•	111	•	•	111	•	•	•	•



Georgian (GEO)

(NOTE: Alden is standard trim)



**(GEO) Georgian**

**FINISHES**

Function	605	530	608	609	618	619	620	621	622	625	626	716	613
FC21 Combined Interior	•	•	\$73	•	•	\$73	•	•	\$73	\$73	•	\$73	•
FC172 Non-Turning Set	•	•	68	•	•	68	•	•	68	68	•	68	•
F51A Keyed Entry	54	•	58	58	•	58	58	58	58	58	•	58	•



Hobson (HOB)

(NOTE: Kinsler is standard trim)



**(HOB) Hobson**

**FINISHES**

Function	605	530	608	609	618	619	620	621	622	625	626	716	613
FC21 Combined Interior	•	•	\$122	•	\$122	\$122	•	•	\$122	•	•	\$122	•
FC172 Non-Turning Set	•	•	114	•	114	114	•	•	114	•	•	114	•

## KNOBS FC SERIES



Kyle  
(KYL)

(NOTE: Kinsler is standard trim)

### RECOMMENDED DECORATIVE TRIM



Kyle knob  
with Collins trim

### (KYL) Kyle

Function	605	530	608	609	618	619	620	621	622	625	626	716	613
FC21 Combined Interior	•	•	•	•	•	\$122	•	•	\$122	\$122	•	•	•
FC172 Non-Turning Set	•	•	•	•	•	114	•	•	114	114	•	•	•

### FINISHES



Nixon  
(NIX)

(NOTE: Kinsler is standard trim)

### RECOMMENDED DECORATIVE TRIM



Nixon knob  
with Greene trim

### (NIX) Nixon

Function	605	530	608	609	618	619	620	621	622	625	626	716	613
FC21 Combined Interior	•	•	•	•	•	\$88	•	•	\$88	•	•	•	•
FC172 Non-Turning Set	•	•	•	•	•	81	•	•	81	•	•	•	•
F51A Keyed Entry	•	•	•	•	•	111	•	•	111	•	•	•	•

### FINISHES



Offerman  
(OFM)

(NOTE: Alden is standard trim)

### RECOMMENDED DECORATIVE TRIM



Offerman knob  
with Grandville trim

### (OFM) Offerman

Function	605	530	608	609	618	619	620	621	622	625	626	716	613
FC21 Combined Interior	•	•	•	•	•	\$88	•	•	•	•	•	\$88	•
FC172 Non-Turning Set	•	•	•	•	•	81	•	•	•	•	•	81	•
F51A Keyed Entry	•	•	•	•	•	111	•	•	•	•	•	111	•

### FINISHES



Plymouth  
(PLY)

(NOTE: Kinsler is standard trim)

### RECOMMENDED DECORATIVE TRIM



Plymouth knob  
with Camelot trim

### (PLY) Plymouth

Function	605	530	608	609	618	619	620	621	622	625	626	716	613
FC21 Combined Interior	•	•	•	•	•	\$73	•	•	\$73	\$73	\$73	\$73	•
FC172 Non-Turning Set	•	•	•	•	•	68	•	•	68	68	68	68	•
F51A Keyed Entry	54	•	•	58	•	58	58	•	58	58	58	58	•

### FINISHES



**KNOBS FC SERIES**



Swanson (SWA)

(NOTE: Kinsler is standard trim)



**(SWA) Swanson**


**FINISHES**

Function	605	530	608	609	618	619	620	621	622	625	626	716	613
FC21 Combined Interior	•	•	•	•	•	\$88	•	•	\$88	\$88	\$88	\$88	•
FC172 Non-Turning Set	•	•	•	•	•	81	•	•	81	81	81	81	•
F51A Keyed Entry	•	•	•	•	•	111	•	•	111	111	111	111	•

**Flexible. Simple.**

Schlage's Custom Series makes it easy to change your door hardware as the style in your home evolves. Simply pair a knob or lever with one of our trims, and you can update the look of any room.

Pair a knob or lever with our inspired decorative trim options to bring your vision to life.



Alden\* (ALD)



Kinsler\* (KIN)



Camelot (CAM)



Century (CEN)



Collins (COL)



Dalton (DLT)



Grandville (GDV)



Greene (GEE)



Howe (HOW)



Indy (IND)



Rosewood (RWD)



Upland (ULD)

\* Standard trim with no upcharge

**Follow these steps for pricing decorative combinations:**

1. Locate the price of the standard knob or lever from the Knobs/Levers section.
2. Use the chart below to find the list price adder for the matching Decorative Collection upgrade.
3. Add the prices tog ether for the total cost of the new combinations.

**FINISHES AVAILABLE**

Custom trim finish	605	530	608	609	618	619	620	621	622	625	626	716	613
Camelot (CAM)	•	\$10	\$10	•	•	\$10	•	•	\$10	•	•	\$10	•
Century (CEN)	•	10	10	•	10	10	•	•	10	10	10	10	•
Collins (COL)	•	10	10	•	10	10	•	•	10	10	10	10	•
Dalton (DLT)	•	•	•	•	•	10	•	•	10	•	•	•	•
Grandville (GDV)	•	•	•	•	•	10	•	•	•	•	•	10	•
Greene (GEE)	•	•	•	•	•	10	•	•	10	•	•	•	•
Howe (HOW)	•	•	•	•	•	10	•	•	10	10	•	10	•
Indy (IND)	•	•	•	•	•	10	•	•	10	10	•	10	•
Rosewood (RWD)	•	•	•	•	10	10	•	•	10	•	•	•	•
Upland (ULD)	•	•	•	•	•	10	•	•	10	10	•	10	•
<b>Keyed trim finish</b>													
Camelot (CAM)	•	\$16	\$16	•	•	\$16	•	•	\$16	•	•	\$16	•
Century (CEN)	•	16	16	•	16	16	•	•	16	16	16	16	•
Collins (COL)	•	16	16	•	16	16	•	•	16	16	16	16	•
Dalton (DLT)	•	•	•	•	•	16	•	•	16	•	•	•	•
Grandville (GDV)	•	•	•	•	•	16	•	•	•	•	•	16	•
Greene (GEE)	•	•	•	•	•	16	•	•	16	•	•	•	•
Indy (IND)	•	•	•	•	•	16	•	•	16	16	•	16	•
Rosewood (RWD)	•	•	•	•	16	16	•	•	16	•	•	•	•
Upland (ULD)	•	•	•	•	•	16	•	•	16	16	•	16	•



**Please Note:** Schlage Custom FC21 and FC172 Decorative Trim list price adders differ from other functions. Please refer to the specific decorative trim tables for F-Series (F10, F40, F51A etc.) on their respective pages.

**EXAMPLE 1:** To price an Alexandria (ALX) knob with Camelot (CAM) trim in satin nickel:

Take the price listed for the Alexandria Knob in Satin Nickel (\$111 for FC21) and add the charge for the trim from the table above (\$10).

\$122 (FC ALX 619)  
 + \$10 (Camelot Trim for FC21)  
**\$132 Total cost**  
 (FC21 ALX 619 CAM)

When ordering a Schlage Custom product, please specify the trim at the end of the product code.

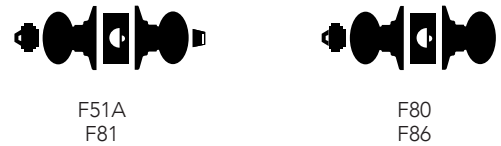
Example: FC21 ELR 619 CAM or FC172 LAT 622 COL

**F Series Knobs**  
**AVAILABLE FUNCTIONS**

Non-keyed Locks



Keyed Locks



**ANSI/BHMA A156.2-2017 Commercial Grade 2**  
**ANSI/BHMA A156.39-2015 Residential Grade AA**

Non-keyed Locks



**F10/F75 – Hall & Closet**

- Both knobs/levers always unlocked



**F40/F76 – Bed & Bath**

- Push-button locking
- Can be opened from outside with small circular tool



**F170 – Non-turning**

- Turning inside knob/lever releases button
- Non-turning trim for one side of door
- Used for door pull or as matching inactive trim

Keyed Locks



**F51A/F81 – Keyed Entry**

- Keyed entry function unlocks when door is opened from the inside, allowing you to leave quickly, conveniently and re-enter easily
- Locked by inserting key and rotating cylinder from outside, or manually rotating interior turn-button after exit



**F80/F86 – Storeroom Lock**

- Outside knob/lever fixed. Entrance by key only.
- Inside knob/lever always unlocked

**PRODUCT IDENTIFICATION**

F	51A	F	PLY	619	CAM	RH	16-086	10-027	KA4
Lock Series	Product	UL Fire Rated (V - VisPack) (GC - Graphic Cover)	Style	Finish Code	Decorative Trim	Hand	Latch	Strike	Keying

**LATCHES & STRIKES**

**Keyed Latches - Dead Latches**

**16-086** - Dual Option (Round, Drive-in) **STANDARD**

**16-207** - Square Corner

**16-211** - Triple Option (Round, Square, Drive-in)

**16-203** - UL Listed Square Corner with Firecup

**16-204** - UL Listed Round Corner with Firecup

**16-126** - 5" Backset, Square Corner

**Non Keyed - Spring Latches**

**16-080** - Dual Option (Round, Drive-in) **STANDARD**

**16-200** - Square Corner

**16-210** - Triple Option (Round, Square, Drive-in)

**16-203** - UL Listed Square Corner with Firecup

**16-204** - UL Listed Round Corner with Firecup

**16-126** - 5" Backset, Square Corner

**Strikes**

**10-027** - Round Corner Full Lip **STANDARD**

**10-001** - Square Corner T Strike

**10-026** - Square Corner Full Lip

**10-058** - Circular - Adjustable

**10-063** - Dual Strikes (Round & Square Full Lip)

**10-025** - ANSI Square Corner

## KNOBS F SERIES

### STANDARD FEATURES / CONFIGURATIONS

#### F-Series Knobs/Decorative Trim\*

	Description
<b>Certification:</b>	ANSI/BHMA A156.2-2017 Commercial Grade 2 ANSI/BHMA A156.39-2015 Residential Grade AAA Available UL Listed for 3-hour fire door
<b>Latch:</b>	1" x 2 1/4", 1/4" radius corner faceplate, 7/8" housing diameter, 1/2" throw, circular drive-in included, universal latch
<b>Strike:</b>	1 5/8" x 2 1/4" radius corner, full lip, no box
<b>Backset:</b>	Dual backset latches, fits either 2 3/8" or 2 3/4" backsets
<b>Cylinder:</b>	5-Pin, C keyway, keyed alike (KA4)
<b>Door Range:</b>	1 3/8" - 1 3/4"
<b>Keys:</b>	Two per lock, 5-pin, C section

\* Locks are furnished with standard features unless otherwise specified. To order locks with non-standard features specify non-standard feature desired.

### FINISH CODES & DESCRIPTIONS

505	605	608	609	613	618	619	620	621	622	625	626	716
Lifetime Bright Brass	Bright Brass (US3)	Satin Brass	Antique Brass (US5)	Oil-Rubbed Bronze (US10B)	Polished Nickel	Satin Nickel (US15)	Antique Pewter (US15A)	Distressed Nickel	Matte Black (US19)	Bright Chrome (US26)	Satin Chrome (US26D)	Aged Bronze

Non-standard finishes are not available.  
Full-color swatch examples available on inside Knobs tab.

### PACKAGING & CARTON SPECS

	INDIVIDUAL CARTON				SHIPPER						
	CARTON WEIGHT	HEIGHT	WIDTH	DEPTH	QTY. SHIPPER	CARTON WEIGHT	CU. FT.	HEIGHT	WIDTH	DEPTH	
<b>Knobs</b>											
F10	1.55	3.06 in.	4.37 in.	8.14 in.	20	31.00	1.520	9.0 in.	15.6 in.	18.8 in.	
F40	1.55	3.06 in.	4.37 in.	8.14 in.	20	31.00	1.520	9.0 in.	15.6 in.	18.8 in.	
F51A	1.55	3.06 in.	4.37 in.	8.14 in.	20	31.00	1.520	9.0 in.	15.6 in.	18.8 in.	
F80	1.55	3.06 in.	4.37 in.	8.14 in.	20	31.00	1.520	9.0 in.	15.6 in.	18.8 in.	
F170	0.45	2.77 in.	3.60 in.	3.88 in.	20	9.00	0.575	4.8 in.	14.5 in.	15.0 in.	
<b>Decorative Collections Knobs</b>											
All Knobs*	1.55	3.25 in.	6.00 in.	7.00 in.	8	15.00	1.090	8.13 in.	12.63 in.	18.4 in.	
F170	1.20	2.86 in.	4.38 in.	5.66 in.	20	25.00	1.000	6.5 in.	15.3 in.	18.3 in.	

For Vis Pack carton specs, see page 136

\* AND and COL Decorative knobs use same cartons as the Standard Knobs in first table above.

**AVAILABLE STYLES**



Andover  
(AND)



Bell  
(BEL)



Bowery  
(BWE)



Georgian  
(GEO)



Orbit  
(ORB)



Plymouth  
(PLY)



Siena  
(SIE)

## KNOBS F SERIES



Andover  
(AND)



### (AND) Andover

### FINISHES

Function	Packaging	605	505	608	609	618	619	620	621	622	625	626	716	613
F10 Hall & Closet	Box	\$41	\$43	•	\$43	•	\$43	\$43	•	•	\$43	\$43	\$43	\$57
F40 Bed & Bath	Box	45	•	•	47	•	47	47	•	•	47	47	47	60
F51A Keyed Entry	Box	64	68	•	68	•	68	68	•	•	68	68	68	78
F80 Storeroom	Box	75	79	•	79	•	79	79	•	•	79	79	79	88
F170 Non-turning	Box	21	•	•	22	•	22	22	•	•	22	22	22	29



Bell  
(BEL)

### (BEL) Bell

### FINISHES

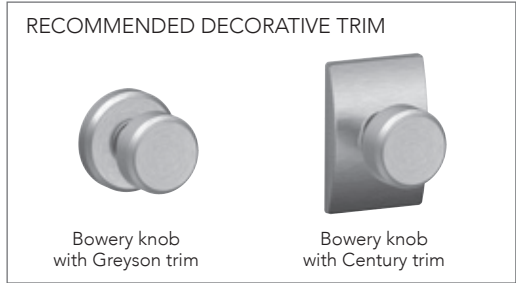
Function	Packaging	605	505	608	609	618	619	620	621	622	625	626	716	613
F10 Hall & Closet	Box/Vis	<b>\$31</b>	\$33	•	<b>\$33</b>	•	•	•	•	•	•	<b>\$33</b>	•	•
F40 Bed & Bath	Box/Vis	<b>34</b>	•	•	<b>36</b>	•	•	•	•	•	•	<b>36</b>	•	•
F51A Keyed Entry	Box/Vis	54	<b>58</b>	•	<b>58</b>	•	•	•	•	•	•	<b>58</b>	•	•
F80 Storeroom	Box	64	68	•	68	•	•	•	•	•	•	68	•	•
F170 Non-turning	Box/Vis	<b>16</b>	•	•	17	•	•	•	•	•	•	17	•	•

#### List Price Adders:

- Visual Package Options (highlighted) - add \$5 to list price
- Decorative Trim Option - See chart on page Knobs-12
- Triple Option Latch - add \$2 to list price; Box Pack Only
- UL Latch - add \$6 to list price (F10, F51A, F80 Functions Box Pack Only)
- Split Finish - add \$6.50 to list price; Box Pack Only



Bowery (BWE)




**(BWE) Bowery**

**FINISHES**

Function	Packaging	605	505	608	609	618	619	620	621	622	625	626	716	613
F10 Hall & Closet	Box/Vis	•	•	•	•	\$43	<b>\$43</b>	•	•	\$43	\$43	\$43	<b>\$43</b>	•
F40 Bed & Bath	Box/Vis	•	•	•	•	47	<b>47</b>	•	•	47	47	47	<b>47</b>	•
F51A Keyed Entry	Box/Vis	•	•	•	•	68	<b>68</b>	•	•	68	68	68	<b>68</b>	•
F80 Storeroom	Box	•	•	•	•	79	79	•	•	79	79	79	79	•
F170 Non-turning	Box/Vis	•	•	•	•	22	<b>22</b>	•	•	22	22	22	<b>22</b>	•



Georgian (GEO)



**(GEO) Georgian**

**FINISHES**

Function	Packaging	605	505	608	609	618	619	620	621	622	625	626	716	613
F10 Hall & Closet	Box/Vis	<b>\$31</b>	\$33	<b>\$33</b>	<b>\$33</b>	•	<b>\$33</b>	<b>\$33</b>	\$33	<b>\$33</b>	\$33	•	<b>\$33</b>	•
F40 Bed & Bath	Box/Vis	<b>34</b>	•	<b>36</b>	<b>36</b>	•	<b>36</b>	<b>36</b>	36	<b>36</b>	36	•	<b>36</b>	•
F51A Keyed Entry	Box/Vis	54	<b>58</b>	<b>58</b>	<b>58</b>	•	<b>58</b>	<b>58</b>	58	<b>58</b>	58	•	<b>58</b>	•
F80 Storeroom	Box	64	68	68	68	•	68	68	68	68	68	•	68	•
F170 Non-turning	Box/Vis	<b>16</b>	•	<b>17</b>	<b>17</b>	•	<b>17</b>	<b>17</b>	17	<b>17</b>	17	•	<b>17</b>	•

**List Price Adders:**

- Visual Package Options (highlighted) - add \$5 to list price
- Decorative Trim Option - See chart on page Knobs-12
- Triple Option Latch - add \$2 to list price; Box Pack Only
- UL Latch - add \$6 to list price (F10, F51A, F80 Functions Box Pack Only)
- Split Finish - add \$6.50 to list price; Box Pack Only

**Stand out *effortlessly.***  
Schlage's Decorative Collections offer thousands of additional design and finish combinations. **See page 72 for details.**

## KNOBS F SERIES

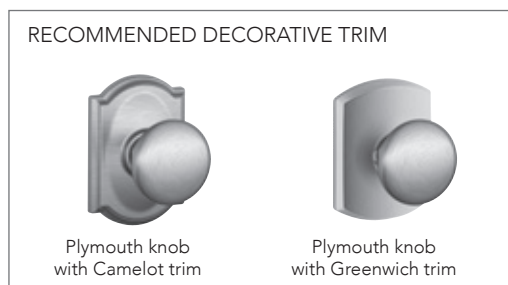



### (ORB) Orbit

### FINISHES

Function	Packaging	605	505	608	609	618	619	620	621	622	625	626	716	613
F10 Hall & Closet	Box	<b>\$41</b>	\$43	•	•	•	\$43	•	•	•	\$43	\$43	•	•
F40 Bed & Bath	Box	<b>45</b>	•	•	•	•	47	•	•	•	47	47	•	•
F51A Keyed Entry	Box	64	<b>68</b>	•	•	•	68	•	•	•	68	68	•	•
F80 Storeroom	Box	75	79	•	•	•	79	•	•	•	79	79	•	•
F170 Non-turning	Box	<b>21</b>	•	•	•	•	22	•	•	•	22	22	•	•

**Note:** 1) Orbit F10, F40, F51A and F80 in 626 Finish are available as CSV - add \$11 to list price  
 2) CSV - Contractor Series VisPack (Includes Light Commercial packaging and comes standard with UL fire rated latches.)



### (PLY) Plymouth

### FINISHES

Function	Packaging	605	505	608	609	618	619	620	621	622	625	626	716	613
F10 Hall & Closet	Box/Vis	<b>\$31</b>	\$33	•	<b>\$33</b>	•	<b>\$33</b>	\$33	•	\$33	\$33	\$33	<b>\$33</b>	•
F40 Bed & Bath	Box/Vis	<b>34</b>	•	•	<b>36</b>	•	<b>36</b>	36	•	36	36	36	<b>36</b>	•
F51A Keyed Entry	Box/Vis	54	<b>58</b>	•	<b>58</b>	•	<b>58</b>	58	•	58	58	58	<b>58</b>	•
F80 Storeroom	Box	64	68	•	68	•	68	68	•	68	68	68	68	•
F170 Non-turning	Box/Vis	<b>16</b>	•	•	17	•	17	17	•	17	17	17	17	•

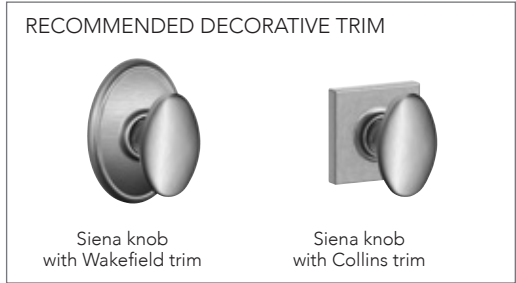
### List Price Adders:

- Visual Package Options (highlighted) - add \$5 to list price
- Decorative Trim Option - See chart on page Knobs-12
- Triple Option Latch - add \$2 to list price; Box Pack Only
- UL Latch - add \$6 to list price (F10, F51A, F80 Functions Box Pack Only)
- Split Finish - add \$6.50 to list price; Box Pack Only





Siena  
(SIE)



**(SIE) Siena**

**FINISHES**

Function	Packaging	605	505	608	609	618	619	620	621	622	625	626	716	613
F10 Hall & Closet	Box/Vis	\$42	\$51	•	\$51	•	\$51	\$51	•	\$51	\$51	\$51	\$51	•
F40 Bed & Bath	Box/Vis	46	•	•	54	•	54	54	•	54	54	54	54	•
F51A Keyed Entry	Box/Vis	63	71	•	71	•	71	71	•	71	71	71	71	•
F80 Storeroom	Box	73	82	•	82	•	82	82	•	82	82	82	82	•
F170 Non-turning	Box/Vis	22	•	•	26	•	26	26	•	26	26	26	26	•

**Note:** Siena 626, 605, and 505 knobs available while supplies last

**List Price Adders:**

- Visual Package Options (highlighted) - add \$5 to list price
- Decorative Trim Option - See chart on page Knobs-12
- Triple Option Latch - add \$2 to list price; Box Pack Only
- UL Latch - add \$6 to list price (F10, F51A, F80 Functions Box Pack Only)
- Split Finish - add \$6.50 to list price; Box Pack Only

**Stand out *effortlessly.***

Schlage's Decorative Collections offer thousands of additional design and finish combinations. **See page 72 for details.**

Decorative collection is only available with F Series

Stand out **effortlessly.**

Schlage's Decorative Collections make it easy to match our strength to your style. With more than 1,000 customized design and finish options in all, your decor will be limited by only your imagination.



Pair a knob or lever with our inspired decorative trim options to bring your vision to life.\*

Georgian knob  
Camelot trim

\* LOCKS SHIP COMPLETE WITH TRIM ATTACHED



**Follow these steps for pricing decorative combinations:**

1. Locate the price of the standard knob or lever from the Knobs/Levers section.
2. Use the chart below to find the list price adder for the matching Decorative Collection upgrade.
3. Add the prices together for the total cost of the new combinations.

\*Decorative trim are staked on the lock chassis for strength and durability and can only be ordered as a complete lock product.

**FINISHES AVAILABLE**

Decorative trim finish	605	505	608	609	618	619	620	621	622	625	626	716	613
Addison (ADD)	\$16	•	•	\$16	•	\$16	\$16	\$16	\$16	\$16	\$16	\$16	•
Andover (AND)*	16	16	•	16	•	16	16	•	16	16	16	16	16
Brookshire (BRK)	16	16	•	16	•	16	•	•	16	•	•	16	•
Camelot (CAM)	16	16	16	16	•	16	16	•	16	16	•	16	•
Century (CEN)	•	•	•	•	16	16	•	•	16	16	16	16	•
Collins (COL)	•	•	16	•	•	16	•	•	16	16	•	16	•
Greenwich (GRW)	•	•	•	•	16	16	•	•	16	16	16	16	•
Greyson (GSN)*	•	•	•	•	16	16	•	•	16	16	16	16	•
Upland (ULD)**	•	•	•	•	•	16	•	•	•	•	•	•	•
Wakefield (WKF)	•	•	•	•	16	16	16	•	16	16	16	16	•



**EXAMPLE 1:** To price a Siena passage knob with an Addison trim in Antique Pewter  
Take the price listed in the price book for the F10 SIE 620 and add the additional charge from the chart above

\$51 (F10 SIE 620)  
+ \$16 (Addison Decorative Trim 620)  
**\$67 Total cost**  
(F10 SIE 620 ADD)

When ordering a decorative collection product, specify the trim at the end of the product code  
Example: F40 ACC 716 **CAM** or F170 LAT 625 **CEN**


**NOTE:** The deco trim cost for an F170 is 50% of the cost listed on this chart  
AND and GSN deco trim are not available for PLY or GEO styles

\*Greyson and Andover are not available in B60 or F59 functions  
\*Greyson and Andover feature concealed screws and are not available with the BEL , GEO, PLY, and ORB knobs.  
\*\* ULD unavailable in B60 function. ULD F59 features COL deadbolt.


To order latches and strikes see page 126-127

**J Series Knobs**  
**AVAILABLE FUNCTIONS**


Non-keyed Locks



J10  
J75




J40  
J76



J170

Keyed Locks



J51  
J82

**ANSI/BHMA A156.2-2011 Commercial Grade 3**

Non-keyed Locks

**J10/F75 - Hall & Closet**

- Both knobs always unlocked

**J40/F77 - Bed & Bath**

- Turn-button locking. Can be opened from outside by turning outside turn mechanism
- From interior, turning inside turn-button releases inside knob

**J170 - Non-turning**

- Inactive trim for one side of door
- Used for door pull or as matching inactive trim

Keyed Locks

**J54/F82 - Keyed Entry**

- Unlocked by key from outside when outer knob is locked by turn-button in inside knob
- Inside knob is locked and unlocked by turn-button

**PRODUCT IDENTIFICATION**

J	54	F	BYR	619	16-255	10-101	KA4
Lock Series	Product	UL Fire Rated	Design	Finish Code	Latch	Strike	Keying

**LATCHES & STRIKES**

**Keyed Latches - Dead Latches**

- 16-255** -Triple Option (Round, Square, Drive-in) - **STANDARD**
- 16-061** -UL Listed, Square Corner

**Strikes**

- 10-101** -Round Corner Full Lip - **STANDARD**

**Non Keyed - Spring Latches**

- 16-254** -Dual Option (Round, Drive-in) - **STANDARD**
- 16-070** -Triple Option Spring Latch for handlesets

## KNOBS J SERIES

### STANDARD FEATURES / CONFIGURATIONS

J Series Knobs	
	Description
<b>Certification:</b>	ANSI/BHMA A156.2-2011 Commercial Grade 3
<b>Latch:</b>	Dual Option: 1" x 2 1/4", 1/4" round faceplate and drive-in Triple Option: 1" x 2 1/4", square corner and 1/4" round faceplate, drive-in latch (J54)
<b>Strike:</b>	1 5/8" x 2 1/4", radius corner, full lip, no box
<b>Backset:</b>	Adjustable for 2 3/8" or 2 3/4"
<b>Cylinder:</b>	5-pin, C keyway, keyed alike (KA4)
<b>Door Range:</b>	1 3/8" - 1 3/4"
<b>Keys:</b>	Two brass cut keys per lock, 5-pin, C section

### FINISH CODES & DESCRIPTIONS

605	609	619	620	622	625	626	630	716
Bright Brass (US3)	Antique Brass (US5)	Satin Nickel (US15)	Antique Pewter (US15A)	Matte Black (US19)	Bright Chrome (US26)	Satin Chrome (US26D)	Satin Stainless Steel (US32D)	Aged Bronze

\*Non-standard finishes are not available  
Full-color swatch examples available on inside Levers tab

### PACKAGING & CARTON SPECS

	INDIVIDUAL CARTON				SHIPPER						
	CARTON WEIGHT	HEIGHT	WIDTH	DEPTH	QTY. SHIPPER	CARTON WEIGHT	CU. FT.	HEIGHT	WIDTH	DEPTH	
<b>Knobs</b>											
J10	1.04	2.76 in.	3.23 in.	6.77 in.	24	24.86	1.175	15.0 in.	10.9 in.	12.4 in.	
J40	1.04	2.76 in.	3.23 in.	6.77 in.	24	24.86	1.175	15.0 in.	10.9 in.	12.4 in.	
J54	1.04	2.76 in.	3.23 in.	6.77 in.	24	24.86	1.175	15.0 in.	10.9 in.	12.4 in.	
J170	0.34	3.03 in.	2.60 in.	2.68 in.	50	16.94	0.923	7.6 in.	14.4 in.	14.6 in.	
J10F	1.04	2.76 in.	3.23 in.	6.77 in.	24	24.86	1.175	15.0 in.	10.9 in.	12.4 in.	
J54F	1.04	2.76 in.	3.23 in.	6.77 in.	24	24.86	1.175	15.0 in.	10.9 in.	12.4 in.	

For Vis Pack carton specs, see page 136



J10  
Byron (BYR)

**(BYR) Byron**

**FINISHES**

Function	Packaging	605	609	619	620	622	625	626	630	716
J10 Hall & Closet	Box/Vis	\$26	\$29	•	•	•	•	•	\$26	•
J40 Bed & Bath	Box/Vis	30	\$33	•	•	•	•	•	30	•
J54 Keyed Entry	Box/Vis	39	\$42	•	•	•	•	•	39	•
J170 Non-turning	Box/Vis	14	\$17	•	•	•	•	•	14	•



J10  
Corona (CNA)

**(CNA) Corona**

**FINISHES**

Function	Packaging	605	609	619	620	622	625	626	630	716
J10 Hall & Closet	Box/Vis	\$26	\$26	\$26	\$26	•	\$26	•	\$26	\$26
J40 Bed & Bath	Box/Vis	30	30	30	30	•	30	•	30	30
J54 Keyed Entry	Box/Vis	39	39	39	39	•	39	•	39	39
J170 Non-turning	Box/Vis	14	14	14	14	•	14	•	14	14



J10  
Dublin (DUB)

**(DUB) Dublin**

**FINISHES**

Function	Packaging	605	609	619	620	622	625	626	630	716
J10 Hall & Closet	Box	•	•	\$26	•	•	•	•	•	\$26
J40 Bed & Bath	Box	•	•	30	•	•	•	•	•	30
J54 Keyed Entry	Box	•	•	39	•	•	•	•	•	39
J170 Non-turning	Box	•	•	14	•	•	•	•	•	14

**List Price Adders:**

Visual Package Options (highlighted) - add \$3 to list price  
 Visual Package ONLY (highlighted) - \$3 adder already included in price  
 UL Latch - add \$6 to list price (J10F, J54F)

**NOTE:**

1) J10 and J40 standard latch is Dual Option (Round, Drive-in)  
 2) J54 standard latch is Triple Option (Round, Square, Drive-in)

## KNOBS J SERIES



J10  
Stratus (STR)

### (STR) Stratus

### FINISHES

Function			Packaging		605	609	619	620	622	625	626	630	716
J10	Hall & Closet	Box/Vis	<b>\$26</b>	\$29	<b>\$26</b>	•	•	\$26	•	\$26	•	\$26	<b>\$26</b>
J40	Bed & Bath	Box/Vis	<b>30</b>	33	<b>30</b>	•	•	30	•	30	•	30	<b>30</b>
J54	Keyed Entry	Box/Vis	<b>39</b>	42	<b>39</b>	•	•	39	•	39	•	39	<b>39</b>
J170	Non-turning	Box/Vis	14	17	14	•	•	14	•	14	•	14	14

#### List Price Adders:

Visual Package Options (highlighted) - add \$3 to list price

Visual Package ONLY (highlighted) - \$3 adder already included in price

UL Latch - add \$6 to list price (J10F, J54F)

#### NOTE:

1) J10 and J40 standard latch is Dual Option (Round, Drive-in)

2) J54 standard latch is Triple Option (Round, Square, Drive-in)

B Series . . . . .	87
B Series Decorative Collection . . . . .	91
J Series . . . . .	93

**B Series Deadbolts  
AVAILABLE FUNCTIONS**



Schlage  
ANSI

B60  
E2152

B62  
E2142

B80  
E2192

B81

**ANSI/BHMA A156.36-2016 Commercial Grade 1  
ANSI/BHMA A156.40-2015 Residential Grade AAA**

B80 and B81 are not graded

**B60 / E2152 - Single Cylinder Deadbolt Lock**

- Deadbolt thrown or retracted by key from outside or by inside turn unit
- Bolt automatically deadlocks when fully thrown

**B62 / E2142 - Double Cylinder Deadbolt Lock\***

- Deadbolt thrown or retracted by key from either side
- Bolt automatically deadlocks when fully thrown

**B80 / E2192 - One-Sided Deadbolt**

- Deadbolt thrown or retracted from interior side only
- No exterior plate or exposed trim
- Non-graded

**B81 - One-sided Deadbolt with Exterior Plate**

- Deadbolt thrown or retracted from interior side only
- Exterior plate covers exposed prep on outside
- Non-graded

**\*Caution.** Double cylinder locks on residences and any door in any structure which is used for egress are a life safety hazard in times of emergency and their use is not recommended. Installation should be in accordance with existing codes only.

**Note:** Double cylinder locks are not available as UL Listed

**PRODUCT IDENTIFICATION**

B	60	F	CAM	619	12-321	10-116	KA4
Lock Series	Product	UL Fire Rated (V - VisPack) (GC - Graphic Cover)	Decorative Trim	Finish Code	Latch	Strike	Keying

**LATCHES & STRIKES**

**Latches**

- 12-321** -Dual Option (Round, Drive-in) - **STANDARD**
- 12-288** -Square Corner
- 12-287** -Triple Option (Round, Square, Drive-in)
- 12-294** -UL Listed Square Corner with Firecup
- 12-397** -UL Listed Round Corner with Firecup
- 12-355** - Tapered Deadbolt Triple Option (Round, Square, Drive-in)

**Strikes**

- 10-116** -Round Corner Integrated Strike and Reinforcer- **STANDARD**
- 10-092** -Round Corner Full Lip Strike
- 10-147** -Square Corner Integrated Strike and Reinforcer

# DEADBOLT B SERIES

## STANDARD FEATURES / CONFIGURATIONS

### B-Series Deadbolts/Decorative Trim\*

#### Grade 1 / AAA deadbolt standard features / configurations

B80 and B81 are not graded

<b>Models:</b>	B60, B62, B80, B81
<b>Certification:</b>	ANSI/BHMA A156.36-2016 Commercial Grade 1 ANSI/BHMA A156.40-2015 Residential Grade AAA Available UL Listed for 3-hour fire door (B60, B80 and B81 only)
<b>Deadbolt:</b>	1" x 2 1/4", radius corner, 1" housing diameter, 1" throw, latch number 12-321
<b>Strike:</b>	1 1/8" x 2 3/4", 1/4" radius corner, strike number 10-116
<b>Backset:</b>	Adjustable for 2 3/8" or 2 3/4"
<b>Cylinder:</b>	Standard N: 5-pin, keyed 5-pin, C keyway, keyed alike (KA4) Optional N6: 5-pin, keyed 5-pin, C keyway, keyed alike (KA4) Optional N6-5: 6-pin, keyed 5-Pin, C keyway, keyed alike (KA4)
<b>Door Range:</b>	Standard 1 3/8" - 1 3/4", Optional door thickness available up to 2.1/4" for B60.
<b>Keys:</b>	Two keys per lock, 5-pin, keyed 5-pin, C section
<b>Reinforcement:</b>	Integrated strike and reinforcer with 3" screws

Locks are furnished with standard features unless otherwise specified. To order locks with non-standard features, specify non-standard feature desired.

## FINISH CODES & DESCRIPTIONS

505	605	608	609	613	618	619	620	621	622	625	626	716
Lifetime Bright Brass	Bright Brass (US3)	Satin Brass	Antique Brass (US5)	Oil-Rubbed Bronze (US10B)	Polished Nickel	Satin Nickel (US15)	Antique Pewter (US15A)	Distressed Nickel	Matte Black (US19)	Bright Chrome (US26)	Satin Chrome (US26D)	Aged Bronze

Non-standard finishes are not available.  
Full-color swatch examples available on inside Deadbolts tab.

## PACKAGING & CARTON SPECS

	INDIVIDUAL CARTON				SHIPPER						
	CARTON WEIGHT	HEIGHT	WIDTH	DEPTH	QTY. SHIPPER	CARTON WEIGHT	CU. FT.	HEIGHT	WIDTH	DEPTH	
<b>Deadbolts</b>											
B60	1.60	2.86 in.	4.38 in.	5.66 in.	20	33.50	1.047	6.5 in.	15.3 in.	18.3 in.	
B62	1.60	2.86 in.	4.38 in.	5.66 in.	20	33.50	1.047	6.5 in.	15.3 in.	18.3 in.	
B80	1.08	2.86 in.	4.38 in.	5.66 in.	12	17.00	0.630	6.5 in.	15.3 in.	18.3 in.	
B81	1.08	2.86 in.	4.38 in.	5.66 in.	12	17.00	0.630	6.5 in.	15.3 in.	18.3 in.	

### Decorative Collections Deadbolts

	2.10	3.06 in.	4.37 in.	8.14 in.	20	42.10	1.520	9.0 in.	15.6 in.	18.8 in.
--	------	----------	----------	----------	----	-------	-------	---------	----------	----------

For Vis Pack carton specs, see page 136





B60



B62



**B Series  
Deadbolts**

			FINISHES														
Function	Packaging		605	505	530	608	609	618	619	620	621	622	625	626	716	613	
B60 Single Cylinder	Box/Vis	\$58	\$64	\$64	\$64	\$64	\$64	\$64	\$64	\$64	\$64	\$64	\$64	\$64	\$64	\$64	\$73
B62 Double Cylinder	Box/Vis	84	90	•	90	90	90	90	90	90	90	90	90	90	90	90	99
B80 One-sided	Box	39	•	•	46	46	46	46	46	46	46	46	46	46	46	46	55
B81 One-sided w trim	Box	41	49	•	49	49	49	49	49	49	49	49	49	49	49	49	57
B60R6 Single Cylinder Interchgb. Core-6 Pin	Box	•	167	•	•	•	•	165	•	•	•	•	•	165	167	•	


**List Price Adders:**

- Visual Package Options (highlighted) - add \$5 to list price
- Decorative Trim Option - See chart on page 91 (available only with B60)
- Triple Option Latch - add \$2 to list price; Box Pack Only
- UL Latch - add \$6 to list price (B60, B80, B81 Functions Box Pack Only)
- B62 NOT AVAILABLE WITH UL LATCH**
- Split Finish - add \$6.50 to highest list price; Box Pack Only

**Stand out *effortlessly.***

Schlage's Decorative Collections offer thousands of additional design and finish combinations.  
**See page 89 for details.**

# DEADBOLT B SERIES



## B Series Deadbolt Combo Packs


Function	Packaging	FINISHES												
		605	505	608	609	618	619	620	621	622	625	626	716	613
<b>Single Cylinder Deadbolt &amp; Lever</b>														
FB50V (SAC) Sacramento	Vis	•	•	•	•	•	\$130	•	•	•	•	•	130	•
FB50V (ACC) Accent	Vis	154	•	•	165	•	165	•	•	•	•	•	165	•
FB50V (AVA) Avanti	Vis	154	•	•	165	•	165	•	•	•	•	•	165	•
FB50V (BIR) Birmingham	Vis	•	•	•	•	•	•	•	•	•	•	•	165	•
FB50V (FLA) Flair	Vis	154	•	•	165	•	165	•	•	•	•	•	165	•
FB50V (LAT) Latitude	Vis	•	•	•	•	•	165	•	•	165	•	•	•	•
<b>Single Cylinder Deadbolt &amp; Knob</b>														
FB50V (BEL) Bell	Vis	\$113	•	•	•	•	•	•	•	•	•	•	123	•
FB50V (GEO) Georgian	Vis	113	•	•	123	•	123	•	•	•	•	•	123	•
FB50V (PLY) Plymouth	Vis	113	•	•	123	•	123	•	•	•	•	•	•	•
FB50V (BWE) Bowery	Vis	•	•	•	•	•	134	•	•	•	•	•	134	•
FB50V (SIE) Siena	Vis	129	•	•	140	•	140	•	•	•	•	•	•	•
<b>Double Cylinder Deadbolt &amp; Knob</b>														
FB52V (BEL) Bell	Vis	\$134	•	•	•	•	•	•	•	•	•	•	•	•
FB52V (PLY) Plymouth	Vis	134	•	•	•	•	•	•	•	•	•	•	•	•

Stand out *effortlessly*.


Schlage's Decorative Collections make it easy to match our strength to your style. With more than 1,000 customized design and finish options in all, your decor will be limited by only your imagination.



Pair a deadbolt with our inspired decorative trim options to bring your vision to life.\*



\* LOCKS SHIP COMPLETE WITH TRIM ATTACHED



**Follow these steps for pricing decorative combinations:**

1. Locate the list price of the deadbolt in the Deadbolt section.
2. Use the chart below to find the list price adder for the matching Decorative Collection upgrade.
3. Add the list prices together for the total list price of the new combination.
4. Photos shown are representative of the design only.

**FINISHES AVAILABLE**

Decorative trim finish	605	505	608	609	618	619	620	621	622	625	626	716	613
Addison (ADD)	•	•	•	\$16	•	\$16	•	\$16	\$16	\$16	•	\$16	•
Brookshire (BRK)	•	•	•	16	•	16	•	•	•	•	•	16	•
Camelot (CAM)	16	16	16	16	•	16	16	•	16	16	•	16	•
Century (CEN)	•	•	•	•	16	16	•	•	16	16	16	16	•
Collins (COL)	•	•	16	•	16	16	•	•	16	16	16	16	•
Dalton (DLT)	•	•	•	•	•	16	•	•	16	•	•	•	•
Grandville (GDV)	•	•	•	•	•	16	•	•	•	•	•	16	•
Greene (GEE)	•	•	•	•	•	16	•	•	16	•	•	•	•
Greenwich (GRW)	•	•	•	•	16	16	•	•	16	16	16	16	•
Indy (IND)	•	•	•	•	•	16	•	•	16	16	•	16	•
Plymouth (PLY)	•	•	•	•	•	•	•	•	16	•	•	•	•
Wakefield (WKF)	•	•	•	•	16	16	•	•	•	16	•	16	•



**EXAMPLE 1:** To Price a B60 CAM 619 12-321 10-116

Take the list price of a B60 619 12-321 10-116 at \$62.00 and add the Camelot Decorative Trim Adder of \$16.00 for a total list price of \$78.00

\$64 (B60 619 12-321 10-116)  
 + \$16 (Camelot Decorative Trim 619)  
**\$80 Total cost**  
 (B60 CAM 619 12-321 10-116)

When ordering a decorative collection product, specify the trim after the function code

Example: B60 **CAM** 619 or B60 **ADD** 716

Only available in B60 function


Split finish - add \$6.50 to highest list price; Box pack only

# DEADBOLT B SERIES


## Notes

To order latches and strikes see page 126-127


J Series Deadbolts  
**AVAILABLE FUNCTIONS**



JD60



JD80



JD81

**ANSI/BHMA A156.36-2010 Commercial Grade 3**

**JD60 - Single Cylinder Deadbolt Lock**

- Deadbolt thrown or retracted by key from outside or by inside turn unit
- Bolt automatically deadlocks when fully thrown

**JD80 - One Sided Deadbolt**

- Deadbolt thrown or retracted from interior side only

**JD81 - One-sided Deadbolt Lock with**

- Exterior Plate
- Deadbolt thrown or retracted from interior side only

**\* Caution:** Double cylinder locks on residences and any door in any structure which is used for egress are a life safety hazard in times of emergency and their use is not recommended. Installation should be in accordance with existing codes only.

**PRODUCT IDENTIFICATION**

JD	60	F	605	16-068	10-103	KA4
Lock Series	Product	Suffix/Package	Finish Code	Latch	Strike	Keying

**LATCHES & STRIKES**

**Latches**

**16-068** - Triple Option (Round, Drive-in) - **STANDARD**

**Strikes**

**10-267** - One Radius Deadbolt Full Lip Strike (10-102) & One Radius Deadbolt Strike (10-103) - **STANDARD**

**10-099** - Square Strike Plate & Strike Frame Reinforcer

# DEADBOLT J SERIES

## STANDARD FEATURES / CONFIGURATIONS

J Series Deadbolts	
	Description
<b>Certification:</b>	ANSI/BHMA A156.36-2010 Commercial Grade 3
<b>Deadbolt Latch:</b>	Dual Option: 1" x 2 1/4", 1/4" round faceplate, drive-in latch, 1" housing diameter, 1" throw
<b>Strike:</b>	1" x 2 1/4" round corner and radius corner, full lip
<b>Backset:</b>	Adjustable for 2 3/8" or 2 3/4"
<b>Cylinder:</b>	5-pin, C keyway, keyed alike (KA4)
<b>Door Range:</b>	1 3/8" - 1 3/4"
<b>Keys:</b>	Two brass cut keys per lock, 5-pin, C section

## FINISH CODES & DESCRIPTIONS

605	609	619	620	622	625	626	630	716
Bright Brass (US3)	Antique Brass (US5)	Satin Nickel (US15)	Antique Pewter (US15A)	Matte Black (US19)	Bright Chrome (US26)	Satin Chrome (US26D)	Satin Stainless Steel (US32D)	Aged Bronze

\*Non-standard finishes are not available  
Full-color swatch examples available on inside Deadbolts tab


## PACKAGING & CARTON SPECS

	INDIVIDUAL CARTON				SHIPPER					
	CARTON WEIGHT	HEIGHT	WIDTH	DEPTH	QTY. SHIPPER	CARTON WEIGHT	CU. FT.	HEIGHT	WIDTH	DEPTH
<b>Levers</b>										
JD60	1.49	3.15 in.	3.74 in.	3.74 in.	24	35.86	0.886	8.9 in.	12.4 in.	13.8 in.
JD80	1.05	2.80 in.	3.11 in.	3.31 in.	24	25.30	0.595	8.0 in.	10.4 in.	12.3 in.
JD81	1.05	2.80 in.	3.11 in.	3.31 in.	24	25.30	0.595	8.0 in.	10.4 in.	12.3 in.
JD60F	1.49	3.15 in.	3.74 in.	3.74 in.	24	35.86	0.886	8.9 in.	12.4 in.	13.8 in.

For Vis Pack carton specs, see page 136



JD60



JD80



JD81

**J Series  
Deadbolts**

Function	Packaging	FINISHES									
		605	609	619	620	622	625	626	630	716	
JD60 Single Cylinder Deadbolt	Box	\$35	\$35	\$35	\$35	\$35	\$35	\$35	\$35	\$35	\$35
JD80 One-Sided Cylinder Deadbolt	Box	31	31	31	•	•	•	•	31	31	
JD81 One-Sided Deadbolt with trim	Box	31	31	31	•	•	•	•	31	•	
JD60F Single Cylinder UL Version	Box	41	41	41	41	41	41	41	41	41	
JD60 Single Cylinder Deadbolt	Vis	\$38	\$38	\$38	•	•	•	•	\$38	\$38	
JD62 Double Cylinder Deadbolt	Vis	49	49	49	•	•	•	•	49	49	

**NOTE:**

1) standard latch is Dual Option (Round, Drive-in)

**List Price Adders:**

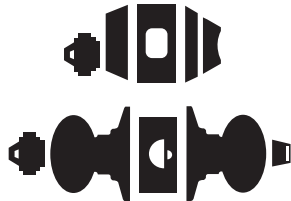
UL Latch - add \$6 to list price (JD60, JD80 Functions Box Pack Only))

**JD62 NOT AVAILABLE WITH UL LATCH**

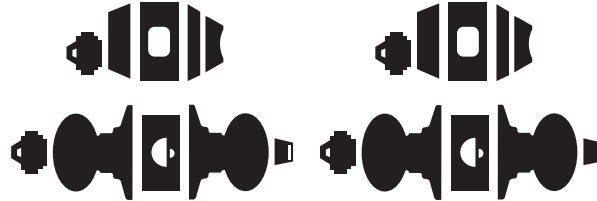
# DEADBOLT J SERIES

## Security Sets

### J Series Security Sets AVAILABLE FUNCTIONS



JC60V



JCT60V

#### ANSI/BHMA A156.36-2010 Commercial Grade 3

#### ANSI/BHMA A156.2, 2011, Grade 3

- J Series Entrance Locks

#### JC60V - Single Cylinder Deadbolt Lock

- Deadbolt thrown or retracted by key from outside or by inside turn unit
- Bolt automatically deadlocks when fully thrown

#### JCT60V - Twin Pack

- 2 single cylinder deadbolts and 2 keyed entry knobs all keyed alike

**\* Caution:** Double cylinder locks on residences and any door in any structure which is used for egress are a life safety hazard in times of emergency and their use is not recommended. Installation should be in accordance with existing codes only.

### PRODUCT IDENTIFICATION

JC	60	V	605			KA4
Lock Series	Product	Vis Package	Finish Code	Latch	Strike	Keying

### FINISH CODES & DESCRIPTIONS

605	609	619	630	716
Bright Brass (US3)	Antique Brass (US5)	Satin Nickel (US15)	Satin Stainless Steel (US32D)	Aged Bronze

\*Non-standard finishes are not available  
Full-color swatch examples available on inside Deadbolts tab



**SECURITY SETS**

Function	Pkg.	Style/Design	605	609	619	620	622	625	626	630	716
<b>Twin Security Sets - 2 Knobs + 2 Deadbolts - Keyed Alike</b>											
JCT60V	Vis Only	(BYR) Byron Knob Twin Security Set	\$152	\$152	•	•	•	•	•	•	•
JCT60V	Vis Only	(CNA) Corona Knob Twin Security Set	152	152	•	•	•	•	•	152	•
<b>Security Sets - Knob + Deadbolt - Keyed 1 Side</b>											
JC60V	Vis Only	(STR) Stratus Knob Security Set	\$78	\$78	\$78	•	•	•	•	\$78	\$78
JC60V	Vis Only	(BYR) Byron Knob Security Set	78	78	•	•	•	•	•	78	•
JC60V	Vis Only	(CNA) Corona Knob Security Set	78	78	78	•	•	•	•	78	78
<b>Security Sets - Lever + Deadbolt</b>											
JC60V	Vis Only	(DOV) Dover Lever Security Set	\$99	\$99	•	•	•	•	•	\$99	•
JC60V	Vis Only	(LAS) LaSalle Lever Security Set	99	99	99	•	•	•	•	•	•
JC60V	Vis Only	(SEV) Seville Lever Security Set	99	99	99	•	•	•	•	•	99
JC60V	Vis Only	(TOR) Torino Lever Security Set	99	99	99	•	•	•	•	•	99
JC60V	Vis Only	(SOL) Solstice Lever Security Set	•	•	100	•	•	•	•	•	100

# DEADBOLT J SERIES

## Notes

## HARDWARE & ACCESSORIES BUILDERS HARDWARE

Builder's Hardware . . . . .	99
Barn Door Hardware . . . . .	100
Handrail Brackets, Door Stops & Chain Door Guards . . . . .	101
Coat, Hat & Wardrobe Hooks, Mail Slots, Viewers . . . . .	103
Pocket Door Locks, Hinges . . . . .	105
Classic House Numbers . . . . .	107
Door Knockers, Push, Pull & Kick Plates . . . . .	109
Window Hardware, Flush Pulls . . . . .	111
Parts . . . . .	112
Latch & Strike Quick Reference Guide . . . . .	112
Latches . . . . .	113
Strikes . . . . .	116
Cylinders . . . . .	118
Thick Door Installation Kits Miscellaneous Parts . . . . .	120
Key & Cylinder Stamping Residential Master & Construction Keying .	122
Construction Core Program . . . . .	124

### FINISH CODES & DESCRIPTIONS

28	32D	605/3	609/5	619	620	716
Satin Aluminum	Satin Stainless Steel	Bright Brass (US3)	Antique Brass (US5)	Satin Nickel (US15)	Antique Pewter (US15A)	Aged Bronze

Full-color swatch examples available on inside Hardware & Accessories tab.

## HARDWARE & ACCESSORIES BUILDERS HARDWARE

### Barndoor Hardware



J Strap



Top Mount

#### J STRAP

Description	Finish	Track Length	SKU	Price
SD10-6.6 619 JSTP N N SL, SATIN NICKEL J STRAP	619	6FT 6IN	043156002634	\$275.00
SD10-6.6 622 JSTP N N SL, BLACK J STRAP	622	6FT 6IN	043156002641	\$174.00
SD10-6.6 630 JSTP N N SL, STAINLESS STEEL J STRAP	630	6FT 6IN	043156002658	\$347.00
SD10-6.6 716 JSTP N N SL, AGED BRONZE J STRAP	716	6FT 6IN	043156002672	\$268.00
SD10-8.0 619 JSTP N N SL, SATIN NICKEL J STRAP	619	8FT	043156002832	\$283.00
SD10-8.0 622 JSTP N N SL, BLACK J STRAP	622	8FT	043156002849	\$179.00
SD10-8.0 630 JSTP N N SL, STAINLESS STEEL J STRAP	630	8FT	043156002856	\$354.00
SD10-8.0 716 JSTP N N SL, AGED BRONZE J STRAP	716	8FT	043156002870	\$265.00

#### TOP MOUNT

Description	Finish	Track Length	SKU	Price
SD10-6.6 619 TMNT N N SL, SATIN NICKEL TOP MOUNT	619	6FT 6IN	043156002788	\$275.00
SD10-6.6 622 TMNT N N SL, BLACK TOP MOUNT	622	6FT 6IN	043156002795	\$174.00
SD10-6.6 630 TMNT N N SL, STAINLESS STEEL TOP MOUNT	630	6FT 6IN	043156002801	\$347.00
SD10-6.6 716 TMNT N N SL, AGED BRONZE TOP MOUNT	716	6FT 6IN	043156002825	\$268.00
SD10-8.0 619 TMNT N N SL, SATIN NICKEL TOP MOUNT	619	8FT	043156002986	\$283.00
SD10-8.0 622 TMNT N N SL, BLACK TOP MOUNT	622	8FT	043156002993	\$179.00
SD10-8.0 630 TMNT N N SL, STAINLESS STEEL TOP MOUNT	630	8FT	043156003006	\$354.00
SD10-8.0 716 TMNT N N SL, AGED BRONZE TOP MOUNT	716	8FT	043156003020	\$265.00

#### TRACK ADAPTER

Description	Finish	SKU	Price
SD10 619 ADPTR N N SL, SATIN NICKEL TRACK ADAPTER	619	043156003051	\$14.40
SD10 622 ADPTR N N SL, BLACK TRACK ADAPTER	622	043156003068	12.30
SD10 630 ADPTR N N SL, STAINLESS STEEL TRACK ADAPTER	630	043156003075	15.00
SD10 716 ADPTR N N SL, AGED BRONZE TRACK ADAPTER	716	043156003099	14.40

Handrail Brackets,  
Door Stops & Chain Door Guards



Handrail Bracket

**HANDRAIL BRACKETS**

UPC	Part No./Description	Model	Substrate	Case Qty.	Pkg. Type	Price
044074681567	SPS059B 605 N N (HANDRAIL BRACKETS, BRIGHT BRASS)	059	BRASS	10	SLIM PACK	\$18.70
044074681598	SPS059B 619 N N (HANDRAIL BRACKETS, SATIN NICKEL)	059	BRASS	10	SLIM PACK	21.50
044074681604	SPS059B 620 N N (HANDRAIL BRACKETS, ANTIQUE PEWTER)	059	BRASS	10	SLIM PACK	21.50
044074681581	SPS059B 716 N N (HANDRAIL BRACKETS, AGED BRONZE)	059	BRASS	10	SLIM PACK	21.50
044074680904	SC059B 716 N N (HANDRAIL BRACKET, AGED BRONZE)	059	BRASS	5	CARDED	21.50



Solid Door Stop

**SOLID DOOR STOPS**

UPC	Part No./Description	Model	Substrate	Case Qty.	Pkg. Type	Price
044074683172	SC61Z* 605 N N (SOLID DOOR STOP, BRIGHT BRASS)	61	ZINC	5	CARDED	\$3.40
044074681369	SPS61MB 605 N N (SOLID DOOR STOP, BRIGHT BRASS)	61	BRASS	20	SLIM PACK	11.40
044074681376	SPS61MB 609 N N (SOLID DOOR STOP, ANTIQUE BRASS)	61	BRASS	20	SLIM PACK	11.40
044074681390	SPS61MB 619 N N (SOLID DOOR STOP, SATIN NICKEL)	61	BRASS	20	SLIM PACK	15.40
044074681406	SPS61MB 620 N N (SOLID DOOR STOP, ANTIQUE PEWTER)	61	BRASS	20	SLIM PACK	15.40
044074681383	SPS61MB 716 N N (SOLID DOOR STOP, AGED BRONZE)	61	BRASS	20	SLIM PACK	15.40
044074680782	SC61MB 605 N N (SOLID DOOR STOP, BRIGHT BRASS)	61	BRASS	20	CARDED	11.40
044074680799	SC61MB 609 N N (SOLID DOOR STOP, ANTIQUE BRASS)	61	BRASS	20	CARDED	11.40
044074680812	SC61MB 619 N N (SOLID DOOR STOP, SATIN NICKEL)	61	BRASS	20	CARDED	15.40
044074680805	SC61MB 716 N N (SOLID DOOR STOP, AGED BRONZE)	61	BRASS	20	CARDED	15.40

\*While supplies last

## HARDWARE & ACCESSORIES BUILDERS HARDWARE



Hinge Pin Door Stop



Wall Stop Convex



Floor Door Stop

### SOLID DOOR STOPS (cont)

UPC	Part No./Description	Model	Substrate	Case Qty.	Pkg. Type	Price
044074680584	SC70Z* 716 N N (HINGE PIN DOOR STOP, AGED BRONZE)	70	ZINC	5	CARDED	\$3.50
044074683189	SC70Z* 605 N N (HINGE PIN DOOR STOP, BRIGHT BRASS)	70	ZINC	5	CARDED	3.10
044074681413	SPS70B 605 N N (HINGE PIN DOOR STOP, BRIGHT BRASS)	70	BRASS	15	SLIM PACK	10.90
044074681444	SPS70B 619 N N (HINGE PIN DOOR STOP, SATIN NICKEL)	70	BRASS	15	SLIM PACK	13.50
044074681451	SPS70B 620 N N (HINGE PIN DOOR STOP, ANTIQUE PEWTER)	70	BRASS	15	SLIM PACK	13.50
044074681437	SPS70B 716 N N (HINGE PIN DOOR STOP, AGED BRONZE)	70	BRASS	15	SLIM PACK	13.50
044074680836	SC70B 605 N N (HINGE PIN DOOR STOP, BRIGHT BRASS)	70	BRASS	5	CARDED	10.90
044074680850	SC70B 716 N N (HINGE PIN DOOR STOP, AGED BRONZE)	70	BRASS	5	CARDED	13.50
044074680867	SC70B 619 N N (HINGE PIN DOOR STOP, SATIN NICKEL)	70	BRASS	5	CARDED	13.50
44074680874	SC70B 620 N N (HINGE PIN DOOR STOP, ANTIQUE PEWTER)	70	BRASS	5	CARDED	13.50
044074681468	SPS407B* 605 N N (WALL DOOR STOP- CONVEX, BRIGHT BRASS)	407	BRASS	15	SLIM PACK	3.90
044074681482	SPS407B* 716 N N (WALL DOOR STOP- CONVEX, AGED BRONZE)	407	BRASS	15	SLIM PACK	4.30
044074681505	SPS407B* 620 N N (WALL DOOR STOP- CONVEX, ANTIQUE PEWTER)	407	BRASS	15	SLIM PACK	4.30
044074681970	SPS436B 605 N N (FLOOR DOOR STOP, BRIGHT BRASS)	436	BRASS	15	SLIM PACK	6.20
044074682007	SPS436B 619 N N (FLOOR DOOR STOP, SATIN NICKEL)	436	BRASS	15	SLIM PACK	6.60
044074681994	SPS436B 716 N N (FLOOR DOOR STOP, AGED BRONZE)	436	BRASS	15	SLIM PACK	6.60

\*While supplies last



Chain Door Guard

### CHAIN DOOR GUARDS

UPC	Part No./Description	Model	Substrate	Case Qty.	Pkg. Type	Price
044074679076	SC481F 3 N N (CHAIN DOOR GUARD, BRIGHT BRASS)	481	STEEL	5	CARDED	\$6.60
044074682113	SC481F 619 N N (CHAIN DOOR GUARD, SATIN NICKEL)	481	STEEL	5	CARDED	6.60
044074683158	SC481F 716 N N (CHAIN DOOR GUARD, AGED BRONZE)	481	STEEL	5	CARDED	6.60

Coat, Hat & Wardrobe Hooks,  
Mail Slots, Viewers, Pocket Door Locks



Coat & Hat Hook



Wardrobe Hook - Single



Wardrobe Hook - Double

**COAT, HAT & WARDROBE HOOKS**

UPC	Part No./Description	Model	Substrate	Case Qty.	Pkg. Type	Price
044074681048	SC571MB 619 N N (COAT & HAT HOOK, SATIN NICKEL)	571	BRASS	5	CARDED	\$9.80
044074681611	SPS571MB 605 N N (COAT & HAT CEILING HOOKS, BRIGHT BRASS)	571	BRASS	25	SLIM PACK	8.00
044074681628	SPS571MB 609 N N (COAT & HAT CEILING HOOKS, ANTIQUE BRASS)	571	BRASS	25	SLIM PACK	10.10
044074681642	SPS571MB 619 N N (COAT & HAT CEILING HOOKS, SATIN NICKEL)	571	BRASS	25	SLIM PACK	10.10
044074681659	SPS571MB 620 N N (COAT & HAT CEILING HOOKS. ANTIQUE PEWTER)	571	BRASS	25	SLIM PACK	10.10
044074681635	SPS571MB 716 N N (COAT & HAT CEILING HOOKS, AGED BRONZE)	571	BRASS	25	SLIM PACK	10.10
044074681666	SPS581MB 605 N N (WARDROBE HOOK, BRIGHT BRASS)	581	BRASS	25	SLIM PACK	5.50
044074681673	SPS581MB 609 N N (WARDROBE HOOK, ANTIQUE BRASS)	581	BRASS	25	SLIM PACK	6.80
044074681703	SPS581MB 619 N N (WARDROBE HOOK, SATIN NICKEL)	581	BRASS	25	SLIM PACK	6.80
044074681710	SPS581MB 620 N N (WARDROBE HOOK, ANTIQUE PEWTER)	581	BRASS	25	SLIM PACK	6.80
044074681680	SPS581MB 716 N N (WARDROBE HOOK, AGED BRONZE)	581	BRASS	25	SLIM PACK	6.80
044074681093	SC581MB 619 N N (SINGLE WARDROBE HOOK, SATIN NICKEL)	581	BRASS	5	CARDED	6.80
044074681123	SC582MB 609 N N (DOUBLE WARDROBE HOOK, ANTIQUE BRASS)	582	BRASS	5	CARDED	8.70
044074681147	SC582MB 619 N N (DOUBLE WARDROBE HOOK, SATIN NICKEL)	582	BRASS	5	CARDED	8.70
044074681130	SC582MB 716 N N (DOUBLE WARDROBE HOOK, AGED BRONZE)	582	BRASS	5	CARDED	8.70
044074681727	SPS582MB 605 N N (WARDROBE HOOK, BRIGHT BRASS)	582	BRASS	25	SLIM PACK	7.00
044074681734	SPS582MB 609 N N (WARDROBE HOOK, ANTIQUE BRASS)	582	BRASS	25	SLIM PACK	8.70
044074681741	SPS582MB 619 N N (WARDROBE HOOK, SATIN NICKEL)	582	BRASS	25	SLIM PACK	8.70
044074681758	SPS582MB 620 N N (WARDROBE HOOK, ANTIQUE PEWTER)	582	BRASS	25	SLIM PACK	8.70
044074681963	SPS582MB 716 N N (WARDROBE HOOK, AGED BRONZE)	582	BRASS	25	SLIM PACK	8.70

## HARDWARE & ACCESSORIES BUILDERS HARDWARE



Mail Slot

### MAIL SLOTS

UPC	Part No./Description	Model	Substrate	Case Qty.	Pkg. Type	Price
044074008333	C620PA 28 2 X 11 N N (MAIL SLOT, SATIN ALUMINUM)	620	ALUMINUM	2	CARDED	\$43.70
044074678642	SC620B 3 2 x 11 N N (MAIL SLOT, BRIGHT BRASS)	620	BRASS	2	CARDED	72.10
044074678659	SC620B 619 2 x 11N N (MAIL SLOT, SATIN NICKEL)	620	BRASS	2	CARDED	88.60
044074681239	SC620B 716 2 x 11N N (MAIL SLOT, AGED BRONZE)	620	BRASS	2	CARDED	88.60



190° Viewer



120° Viewer

### Viewers

UPC	Part No./Description	Model	Substrate	Case Qty.	Pkg. Type	Price
044074678536	SC698P* B 619 N N (190 DEGREE VIEWER, SATIN NICKEL)(1 3/8 - 2 1/8")	698	BRASS	5	CARDED	\$19.80
044074678550	SC700P* B 605 N N (120 DEGREE VIEWER, BRIGHT BRASS)(1 3/8 - 2 1/16")	700	BRASS	5	CARDED	7.50

\*While supplies last



Pocket Door Lock  
Passage



Pocket Door Lock  
Privacy

### POCKET DOOR LOCKS

UPC	Part No./Description	Model	Substrate	Case Qty.	Pkg. Type	Price
044074681260	SC990B 605 N N (SLIDING DOOR PULL, BRIGHT BRASS)	990	BRASS	5	CARDED	\$9.20
044074681277	SC990B 609 N N (SLIDING DOOR PULL, ANTIQUE BRASS)	990	BRASS	5	CARDED	11.00
044074681284	SC990B 716 N N (SLIDING DOOR PULL, AGED BRONZE)	990	BRASS	5	CARDED	11.00
044074681291	SC990B 619 N N (SLIDING DOOR PULL, SATIN NICKEL)	990	BRASS	5	CARDED	11.00
044074681307	SC990B 620 N N (SLIDING DOOR PULL, ANTIQUE PEWTER)	990	BRASS	5	CARDED	11.00
044074681314	SC991B 605 N N (SLIDING DOOR LOCK, BRIGHT BRASS)	991	BRASS	5	CARDED	15.20
044074681321	SC991B 609 N N (SLIDING DOOR LOCK, ANTIQUE BRASS)	991	BRASS	5	CARDED	16.80
044074681338	SC991B 716 N N (SLIDING DOOR LOCK, AGED BRONZE)	991	BRASS	5	CARDED	16.80
044074681345	SC991B 619 N N (SLIDING DOOR LOCK, SATIN NICKEL)	991	BRASS	5	CARDED	16.80
044074681352	SC991B 620 N N (SLIDING DOOR LOCK, ANTIQUE PEWTER)	991	BRASS	5	CARDED	16.80



Hinges



3.5"  
Square Hinge



3.5" Radial Hinge  
5/8" Radius



3.5" Radial Hinge  
1/4" Radius



4" Square Hinge



4" Radial Hinge  
5/8" Radius

**HINGES** NOTE: SC3P hinges are phasing out and only available as supplies last. See listing for new S3P hinges on following page

UPC	Part No./Description	Model	Substrate	Case Qty.	Pkg. Type	Price
043156557646	SC3P1010F 622 N N SL (3.5" SQ HINGE 3PK, MATTE BLACK)	1010	STEEL	3	CARDED	\$22.80
044074677577	SC3P1010F 605 N N (3.5" SQ HINGE 3PK, BRIGHT BRASS)	1010	STEEL	3	CARDED	19.00
044074677584	SC3P1010F 619 N N (3.5" SQ HINGE 3PK, SATIN NICKEL)	1010	STEEL	3	CARDED	22.80
044074677591	SC3P1010F 716 N N (3.5" SQ HINGE 3PK, AGED BRONZE)	1010	STEEL	3	CARDED	19.70
044074680935	SC3P1010F 609 N N (3.5" SQ HINGE 3PK, ANTIQUE BRASS)	1010	STEEL	3	CARDED	22.80
043156548736	SC3P1010F-608E (SATIN BRASS)	1010	STEEL	3	CARDED	22.80
043156557653	SC3P1011F 622 N N SL (3.5" RD HINGE 3PK 5/8 RAD, MATTE BLACK)	1011	STEEL	3	CARDED	22.80
044074677607	SC3P1011F 605 N N (3.5" RD HINGE 3PK, 5/8 RAD, BRIGHT BRASS)	1011	STEEL	3	CARDED	19.00
044074677614	SC3P1011F 619 N N (3.5" RD HINGE 3PK, 5/8 RAD, SATIN NICKEL)	1011	STEEL	3	CARDED	22.80
044074677621	SC3P1011F 716 N N (3.5" RD HINGE 3PK, 5/8 RAD, AGED BRONZE)	1011	STEEL	3	CARDED	22.80
044074680959	SC3P1011F 609 N N (3.5" RD HINGE 3PK, 5/8 RAD, ANTIQUE BRASS)	1011	STEEL	3	CARDED	22.80
044074680966	SC3P1011F 620 N N (3.5" RD HINGE 3PK, 5/8 RAD, ANTIQUE PEWTER)	1011	STEEL	3	CARDED	22.80
043156548743	SC3P1011F-608E (SATIN BRASS)	1011	STEEL	3	CARDED	22.80
043156557660	SC3P1012F 622 N N SL (3.5" RD HINGE 3PK 1/4 RAD, MATTE BLACK)	1012	STEEL	3	CARDED	\$22.80
043156548750	SC3P1012F-608E (SATIN BRASS)	1012	STEEL	3	CARDED	22.80
044074683103	SC3P1012F 605 N N (3.5" RD HINGE 3PK, 1/4 RAD, BRIGHT BRASS)	1012	STEEL	3	CARDED	19.00
044074683127	SC3P1012F 619 N N (3.5" RD HINGE 3PK, 1/4 RAD, SATIN NICKEL)	1012	STEEL	3	CARDED	22.80
044074683110	SC3P1012F 716 N N (3.5" RD HINGE 3PK, 1/4 RAD, AGED BRONZE)	1012	STEEL	3	CARDED	22.80
044074683912	SC3P1012F 609 N N (3.5" RD HINGE 3PK, 1/4 RAD, ANTIQUE BRASS)	1012	STEEL	3	CARDED	22.80
044074677638	SC3P1020F 605 N N (4" SQ HINGE 3PK, BRIGHT BRASS)	1020	STEEL	3	CARDED	22.80
044074677645	SC3P1020F 619 N N (4" SQ HINGE 3PK, SATIN NICKEL)	1020	STEEL	3	CARDED	24.50
044074677652	SC3P1020F 716 N N (4" SQ HINGE 3PK, AGED BRONZE)	1020	STEEL	3	CARDED	24.50
044074680973	SC3P1020F 609 N N (4" SQ HINGE 3PK, ANTIQUE BRASS)	1020	STEEL	3	CARDED	24.50
044074677676	SC3P1021F 619 N N (4" RD HINGE 3PK, 5/8 RAD, SATIN NICKEL)	1021	STEEL	3	CARDED	24.50
044074677683	SC3P1021F 716 N N (4" RD HINGE 3PK, 5/8 RAD, AGED BRONZE)	1021	STEEL	3	CARDED	24.50
044074681000	SC3P1021F 620 N N (4" RD HINGE 3PK, 5/8 RAD, ANTIQUE PEWTER)	1021	STEEL	3	CARDED	24.50

## HARDWARE & ACCESSORIES BUILDERS HARDWARE

### INTRODUCING SCHLAGE'S NEW LINE OF S3P DOOR HINGES

- Now offering 5 hinge styles with 6 finishes for each.
- These hinges are all steel and feature a removable pin.
- The new hinges now come in box pack with 3 hinges per pack.
- Customers who previously purchased 605 Bright Brass and 609 Antique Brass should now purchase 608 Satin Brass.
- Customers who previously purchased 620 Antique Pewter should now purchase 530 Black Stainless.



1010  
3.5" Hinge,  
Square Corner



1011  
3.5" Hinge,  
5/8" Radius Corner



1012  
3.5" Hinge,  
1/4" Radius Corner



1020  
4" Hinge,  
Square Corner



1021  
4" Hinge,  
5/8" Radius Corner

### NEW HINGES

UPC	Part No./Description	Model	Pkg. Type	Master Case Qty	Price
194555079465	S3P1010F-RP-530 (3.5" HINGE SQ, Black Stainless, 3 PK)	1010F	3 Pack	20	\$22.80
194555079472	S3P1010F-RP-608 (3.5" HINGE SQ, Satin Brass, 3 PK)	1010F	3 Pack	20	\$22.80
194555079489	S3P1010F-RP-619 (3.5" HINGE SQ, Satin Nickel, 3 PK)	1010F	3 Pack	20	\$22.80
194555079496	S3P1010F-RP-622 (3.5" HINGE SQ, Matte Black, 3 PK)	1010F	3 Pack	20	\$22.80
194555079502	S3P1010F-RP-625 (3.5" HINGE SQ, Bright Chrome, 3 PK)	1010F	3 Pack	20	\$22.80
194555079519	S3P1010F-RP-716 (3.5" HINGE SQ, Aged Bronze, 3 PK)	1010F	3 Pack	20	\$22.80
194555079526	S3P1011F-RP-530 (3.5" HINGE 5/8" RAD, Black Stainless, 3 PK)	1011F	3 Pack	20	\$22.80
194555079533	S3P1011F-RP-608 (3.5" HINGE 5/8" RAD, Satin Brass, 3 PK)	1011F	3 Pack	20	\$22.80
194555079540	S3P1011F-RP-619 (3.5" HINGE 5/8" RAD, Satin Nickel, 3 PK)	1011F	3 Pack	20	\$22.80
194555079557	S3P1011F-RP-622 (3.5" HINGE 5/8" RAD, Matte Black, 3 PK)	1011F	3 Pack	20	\$22.80
194555079564	S3P1011F-RP-625 (3.5" HINGE 5/8" RAD, Bright Chrome, 3 PK)	1011F	3 Pack	20	\$22.80
194555079571	S3P1011F-RP-716 (3.5" HINGE 5/8" RAD, Aged Bronze, 3 PK)	1011F	3 Pack	20	\$22.80
194555079588	S3P1012F-RP-530 (3.5" HINGE 1/4" RAD, Black Stainless, 3 PK)	1012F	3 Pack	20	\$22.80
194555079595	S3P1012F-RP-608 (3.5" HINGE 1/4" RAD, Satin Brass, 3 PK)	1012F	3 Pack	20	\$22.80
194555079601	S3P1012F-RP-619 (3.5" HINGE 1/4" RAD, Satin Nickel, 3 PK)	1012F	3 Pack	20	\$22.80
194555079618	S3P1012F-RP-622 (3.5" HINGE 1/4" RAD, Matte Black, 3 PK)	1012F	3 Pack	20	\$22.80
194555079625	S3P1012F-RP-625 (3.5" HINGE 1/4" RAD, Bright Chrome, 3 PK)	1012F	3 Pack	20	\$22.80
194555079632	S3P1012F-RP-716 (3.5" HINGE 1/4" RAD, Aged Bronze, 3 PK)	1012F	3 Pack	20	\$22.80
194555079649	S3P1020F-RP-530 (4" HINGE SQ, Black Stainless, 3 PK)	1020F	3 Pack	18	\$24.50
194555079656	S3P1020F-RP-608 (4" HINGE SQ, Satin Brass, 3 PK)	1020F	3 Pack	18	\$24.50
194555079687	S3P1020F-RP-619 (4" HINGE SQ, Satin Nickel, 3 PK)	1020F	3 Pack	18	\$24.50
194555079694	S3P1020F-RP-622 (4" HINGE SQ, Matte Black, 3 PK)	1020F	3 Pack	18	\$24.50
194555079700	S3P1020F-RP-625 (4" HINGE SQ, Bright Chrome, 3 PK)	1020F	3 Pack	18	\$24.50
194555079717	S3P1020F-RP-716 (4" HINGE SQ, Aged Bronze, 3 PK)	1020F	3 Pack	18	\$24.50
194555079724	S3P1021F-RP-530 (4" HINGE 5/8" RAD, Black Stainless, 3 PK)	1021F	3 Pack	18	\$24.50
194555079731	S3P1021F-RP-608 (4" HINGE 5/8" RAD, Satin Brass, 3 PK)	1021F	3 Pack	18	\$24.50
194555079748	S3P1021F-RP-619 (4" HINGE 5/8" RAD, Satin Nickel, 3 PK)	1021F	3 Pack	18	\$24.50
194555079755	S3P1021F-RP-622 (4" HINGE 5/8" RAD, Matte Black, 3 PK)	1021F	3 Pack	18	\$24.50
194555079762	S3P1021F-RP-625 (4" HINGE 5/8" RAD, Bright Chrome, 3 PK)	1021F	3 Pack	18	\$24.50
194555079779	S3P1021F-RP-716 (4" HINGE 5/8" RAD, Aged Bronze, 3 PK)	1021F	3 Pack	18	\$24.50

Classic House Numbers



4" Classic House Numbers

**4" CLASSIC HOUSE NUMBERS**

UPC	Part No./Description	Model	Substrate	Case Qty.	Pkg. Type	Price
044074678666	SC2 3006 605 N N (4" CLASSIC HOUSE NUMBER 0, BRIGHT BRASS)	3006	BRASS	5	CARDED	\$7.70
044074678772	SC2 3006 619 N N (4" CLASSIC HOUSE NUMBER 0, SATIN NICKEL)	3006	BRASS	5	CARDED	10.00
044074680485	SC2-3006 716 N N (4" CLASSIC HOUSE NUMBER 0, AGED BRONZE)	3006	BRASS	5	CARDED	10.00
044074678673	SC2 3016 605 N N (4" CLASSIC HOUSE NUMBER 1, BRIGHT BRASS)	3016	BRASS	5	CARDED	7.70
044074678789	SC2 3016 619 N N (4" CLASSIC HOUSE NUMBER 1, SATIN NICKEL)	3016	BRASS	5	CARDED	10.00
044074680492	SC2 3016 716 N N (4" CLASSIC HOUSE NUMBER 1. AGED BRONZE)	3016	BRASS	5	CARDED	10.00
044074678697	SC2 3026 605 N N (4" CLASSIC HOUSE NUMBER 2, BRIGHT BRASS)	3026	BRASS	5	CARDED	7.70
044074678796	SC2 3026 619 N N (4" CLASSIC HOUSE NUMBER 2, SATIN NICKEL)	3026	BRASS	5	CARDED	10.00
044074680508	SC2 3026 716 N N (4" CLASSIC HOUSE NUMBER 2, AGED BRONZE)	3026	BRASS	5	CARDED	10.00
044074678703	SC2 3036 605 N N (4" CLASSIC HOUSE NUMBER 3, BRIGHT BRASS)	3036	BRASS	5	CARDED	7.70
044074678802	SC2 3036 619 N N (4" CLASSIC HOUSE NUMBER 3, SATIN NICKEL)	3036	BRASS	5	CARDED	10.00
044074680515	SC2 3036 716 N N (4" CLASSIC HOUSE NUMBER 3, AGED BRONZE)	3036	BRASS	5	CARDED	10.00
044074678710	SC2 3046 605 N N (4" CLASSIC HOUSE NUMBER 4, BRIGHT BRASS)	3046	BRASS	5	CARDED	7.70
044074678819	SC2 3046 619 N N (4" CLASSIC HOUSE NUMBER 4, SATIN NICKEL)	3046	BRASS	5	CARDED	10.00
044074680522	SC2 3046 716 N N (4" CLASSIC HOUSE NUMBER 4, AGED BRONZE)	3046	BRASS	5	CARDED	10.00

## HARDWARE & ACCESSORIES BUILDERS HARDWARE



4" Classic House Numbers

### 4" CLASSIC HOUSE NUMBERS

UPC	Part No./Description	Model	Substrate	Case Qty.	Pkg. Type	Price
044074678727	SC2 3056 605 N N (4" CLASSIC HOUSE NUMBER 5, BRIGHT BRASS)	3056	BRASS	5	CARDED	\$7.70
044074678826	SC2 3056 619 N N (4" CLASSIC HOUSE NUMBER 5, SATIN NICKEL)	3056	BRASS	5	CARDED	10.00
044074680539	SC2 3056 716 N N (4" CLASSIC HOUSE NUMBER 5, AGED BRONZE)	3056	BRASS	5	CARDED	10.00
044074678734	SC2 3066 605 N N (4" CLASSIC HOUSE NUMBER 6, BRIGHT BRASS)	3066	BRASS	5	CARDED	7.70
044074678833	SC2 3066 619 N N (4" CLASSIC HOUSE NUMBER 6, SATIN NICKEL)	3066	BRASS	5	CARDED	10.00
044074680546	SC2 3066 716 N N (4" CLASSIC HOUSE NUMBER 6, AGED BRONZE)	3066	BRASS	5	CARDED	10.00
044074678741	SC2 3076 605 N N (4" CLASSIC HOUSE NUMBER 7, BRIGHT BRASS)	3076	BRASS	5	CARDED	7.70
044074678840	SC2 3076 619 N N (4" CLASSIC HOUSE NUMBER 7, SATIN NICKEL)	3076	BRASS	5	CARDED	10.00
044074680553	SC2 3076 716 N N (4" CLASSIC HOUSE NUMBER 7, AGED BRONZE)	3076	BRASS	5	CARDED	10.00
044074678758	SC2 3086 605 N N (4" CLASSIC HOUSE NUMBER 8, BRIGHT BRASS)	3086	BRASS	5	CARDED	7.70
044074678857	SC2 3086 619 N N (4" CLASSIC HOUSE NUMBER 8, SATIN NICKEL)	3086	BRASS	5	CARDED	10.00
044074680560	SC2 3086 716 N N (4" CLASSIC HOUSE NUMBER 8, AGED BRONZE)	3086	BRASS	5	CARDED	10.00
044074678765	SC2 3096 605 N N (4" CLASSIC HOUSE NUMBER 9, BRIGHT BRASS)	3096	BRASS	5	CARDED	7.70
044074678864	SC2 3096 619 N N (4" CLASSIC HOUSE NUMBER 9, SATIN NICKEL)	3096	BRASS	5	CARDED	10.00
044074680577	SC2 3096 716 N N (4" CLASSIC HOUSE NUMBER 9, AGED BRONZE)	3096	BRASS	5	CARDED	10.00

Door Knockers,  
Push, Pull & Kick Plates



3107 Door Knocker



3125 Door Knocker

**DOOR KNOCKERS**

UPC	Part No./Description	Model	Substrate	Case Qty.	Pkg. Type	Price
044074678475	SC2 3107 605 N N (DOOR KNOCKER, BRIGHT BRASS)	3107	BRASS	2	CARDED	\$45.80
044074680461	SC2 3107 619 N N (DOOR KNOCKER, SATIN NICKEL)	3107	BRASS	2	CARDED	56.60
044074678499	SC2 3125 605 N N (DOOR KNOCKER, BRIGHT BRASS)	3125	BRASS	5	CARDED	25.40
044074678505	SC2 3125 619 N N (DOOR KNOCKER, SATIN NICKEL)	3125	BRASS	5	CARDED	30.50
044074680478	SC2 3125 716 N N (DOOR KNOCKER, AGED BRONZE)	3125	BRASS	5	CARDED	30.50
044074680768	SC2 3125 609 N N (DOOR KNOCKER, ANTIQUE BRASS)	3125	BRASS	5	CARDED	30.50



Pull



Push Plate



Pull Plate

**PUSH AND PULL PLATES**

UPC	Part No./Description	Model	Substrate	Case Qty.	Pkg. Type	Price
044074008371	C8112 5PA 28 N N (DOOR PULL, SATIN ALUMINUM)	8112	ALUMINUM	2	CARDED	\$23.40
044074008395	C8200PA 28 3X12 N N (PUSH PLATE, SATIN ALUMINUM)	8200	ALUMINUM	5	CARDED	8.90
044074008418	C8200PA 28 3.5X15 N N (PUSH PLATE, SATIN ALUMINUM)	8200	ALUMINUM	5	CARDED	9.20
044074679014	SC8200B 3 3.5X15 N N (PUSH PLATE, BRIGHT BRASS)	8200	BRASS	5	CARDED	21.20
044074008425	CGC8200S32D 3.5X15 N N (PUSH PLATE, STAINLESS STEEL)	8200	STAINLESS	5	CARDED	15.20
044074008432	C8302 6PA 28 3.5X15G N N (PULL PLATE, SATIN ALUMINUM)	8302	ALUMINUM	2	CARDED	34.00
044074008456	C8311 5PA 28 3.5X15G N N (PULL PLATE, SATIN ALUMINUM)	8311	ALUMINUM	5	CARDED	36.90
044074589498	CGC8311-5B26D 3.5X15 (PULL PLATE, SATIN CHROME)	8311	BRASS	5	CARDED	71.20
043156253258	SC8311-5 PA3 3.5X15 N N (PULL PLATE, BRIGHT BRASS)	8311	ALUMINUM	5	CARDED	39.60
044074681253	SC8311 5B 3 3.5X15G N N (PULL PLATE, BRIGHT BRASS)	8311	BRASS	5	CARDED	64.50

## HARDWARE & ACCESSORIES BUILDERS HARDWARE



Kick Plate

### KICKPLATES

UPC	Part No./Description	Model	Substrate	Case Qty.	Pkg. Type	Price
044074006940	C8400B 3 6X30 N N (KICKPLATE, BRIGHT BRASS)	8400	BRASS	5	CARDED	\$50.40
044074008623	C8400PA 28 6X30 N N (KICKPLATE, SATIN ALUMINUM)	8400	ALUMINUM	5	CARDED	22.30
044074051087	C8400B 3 6X34 N N (KICKPLATE, BRIGHT BRASS)	8400	BRASS	5	CARDED	53.40
044074051063	C8400PA 28 6X34 N N (KICKPLATE, SATIN ALUMINUM)	8400	ALUMINUM	5	CARDED	23.80
044074589337	CGC8400S 32D 8X34 N N (KICKPLATE, STAINLESS STEEL)	8400	STAINLESS	5	CARDED	33.40
044074678581	SC8400B 3 8X34 N N (KICKPLATE, BRIGHT BRASS)	8400	BRASS	5	CARDED	59.30
044074678611	SC8400PA 28 8X34 N N (KICKPLATE, SATIN ALUMINUM)	8400	ALUMINUM	5	CARDED	29.70
044074678628	SC8400PA 3 8X34 N N (KICKPLATE, BRIGHT BRASS)	8400	BRASS	5	CARDED	41.50
044074681185	SC8400B 619 6X30 N N (KICKPLATE, SATIN NICKEL)	8400	BRASS	5	CARDED	53.40
044074681178	SC8400B 716 6X30 N N (KICKPLATE, AGED BRONZE)	8400	BRASS	5	CARDED	53.40
044074682038	SC8400PA 716 8X34 N N (KICKPLATE, AGED BRONZE)	8400	ALUMINUM	5	CARDED	40.80
044074678574	SC8400PA 3 6X34 N N (KICKPLATE, BRIGHT BRASS)	8400	ALUMINUM	5	CARDED	34.10
044074678567	SC8400PA 3 6X30 N N (KICKPLATE, BRIGHT BRASS)	8400	ALUMINUM	5	CARDED	32.60
044074678598	SC8400PA 619 8X34 N N (KICKPLATE, SATIN NICKEL)	8400	ALUMINUM	5	CARDED	41.70

Window Hardware,  
Flush Pulls



Window Lock



Bar Window Lift

**WINDOW HARDWARE**

UPC	Part No./Description	Model	Substrate	Case Qty.	Pkg. Type	Price
044074681765	SPS07MB 605 N N (WINDOW LOCKS, BRIGHT BRASS)	07	BRASS	20	SLIM PACK	\$18.80
044074681772	SPS07MB 609 N N (WINDOW LOCKS, ANTIQUE BRASS)	07	BRASS	20	SLIM PACK	18.80
044074681796	SPS07MB 619 N N (WINDOW LOCKS, SATIN NICKEL)	07	BRASS	20	SLIM PACK	18.80
044074681802	SPS07MB 620 N N (WINDOW LOCKS, ANTIQUE PEWTER)	07	BRASS	20	SLIM PACK	18.80
044074681789	SPS07MB 716 N N (WINDOW LOCKS, AGED BRONZE)	07	BRASS	20	SLIM PACK	18.80
044074681819	SPS026MB 605 N N (WINDOW LIFTS, BRIGHT BRASS)	026	BRASS	20	SLIM PACK	8.00
044074681826	SPS026MB 609 N N (WINDOW LIFTS, ANTIQUE BRASS)	026	BRASS	20	SLIM PACK	9.50
044074681840	SPS026MB 619 N N (WINDOW LIFTS, SATIN NICKEL)	026	BRASS	20	SLIM PACK	9.50
044074681857	SPS026MB 620 N N (WINDOW LIFTS, ANTIQUE PEWTER)	026	BRASS	20	SLIM PACK	9.50
044074681833	SPS026MB 716 N N (WINDOW LIFTS, AGED BRONZE)	026	BRASS	20	SLIM PACK	9.50



Flush Pull

**FLUSH PULLS**

UPC	Part No./Description	Model	Substrate	Case Qty.	Pkg. Type	Price
044074681512	SPS221B* 605 N N (DOOR PULL, BRIGHT BRASS)	221	BRASS	25	SLIM PACK	\$3.30
044074681529	SPS221B* 609 N N (DOOR PULL, ANTIQUE BRASS)	221	BRASS	25	SLIM PACK	4.30

\*While supplies last

## HARDWARE & ACCESSORIES PARTS

### Latch & Strike Quick Reference Guide Deadbolt & Latches

F Series Parts

#### LATCH & STRIKE QUICK REFERENCE GUIDE

##### LATCH REFERENCE GUIDE

Latches / Configuration	Deadbolt Latches				Spring Latches	
	B60/B62/B80/ B81	BE365 BE369NX BE375	F51/F80	FE575/FE595/ FE599NX/ FE695	F10/F40/FE285	FC21/FC285
<b>Dual Option (Round, Drive-in) STANDARD</b>	<b>12-321</b>	<b>12-321</b>	<b>16-086</b>	<b>16-086</b>	<b>16-080</b>	<b>16-600</b>
Square	12-288	12-288	16-207	16-207 (not FE599NX)	16-200	n/a
Triple Option	12-287	12-287	16-211	16-211	16-210	16-601
UL Square	12-294	12-294	16-203	n/a	n/a	16-620
UL Round	12-397	12-397	16-204	n/a	n/a	16-621
5"	12-349*	n/a	16-126	n/a	n/a	n/a

\*Must be ordered separately

##### STRIKE REFERENCE GUIDE

Configuration	Handlesets	Deadbolt	Keyed	Passage/Privacy	Tapered Deadbolt
	F59/F60/F62	BE375/BE365/ BE369NX B60/B62/B80/ B81	FE595/FE575/ FE695/ FE599NX F51/F80	F10/F40/FE285/ FC21/FC285	BE469
<b>Round Corner Full Lip</b>	<b>10-115</b>	<b>10-092</b>	<b>10-027</b>	<b>10-027</b>	<b>10-115</b>
Round Corner		<b>10-116</b>			<b>10-116</b>
Square Corner Full Lip	n/a	10-094	10-026	10-026	10-094
Square Corner - T	n/a	n/a	10-001	10-001	n/a
Circular - Adjustable	n/a	n/a	10-058	10-058	n/a
Dual - Square & Round	10-269	n/a	10-063	10-063	n/a
ANSI Square	n/a	n/a	10-025	10-025	n/a
Dustbox (Black Plastic)	B520-283	B520-283	n/a	n/a	B520-283
Reinforcement Strike Plate	B502-914	B502-914	n/a	n/a	B502-914
3" Reinforcement Screws (2ea)	B502-873	B502-873	n/a	n/a	B502-873




F Series Parts  
Latches

**LATCHES** (does not include Multi-Family product)

Category	Part Product	Specify Number	Finish	Description	Price Sold Separately	Add To Lock Price
Electronics/ Connected & Light Commercial	BE489	12-351	x	Adjustable Latch Assy, Beveled, Triple Option, 20 Min Fire Rated	37.30	2.00
	BE469NX/ BE468/ BE479	<b>12-342</b>	x	<b>Tapered Deadbolt Dual Option (Round, Drive-in) (Standard Configuration)</b>	<b>\$37.30</b>	<b>\$2.00</b>
		12-344	x	Tapered Deadbolt Triple Option (Round, Square, Drive-in)	37.30	2.00
	BE375/BE365/ BE369NX	<b>12-321</b>	x	<b>1" x 2 1/4" Dual Option - Round Corner + Drive-in (Standard Configuration)</b>	<b>32.20</b>	<b>NC</b>
		12-287	x	1" x 2 1/4" Triple Option - Round Corner + Square Corner + Drive-in	41.70	2.00
		12-288	x	1" x 2 1/4" Square Corner Faceplate	36.00	NC
		12-294	x	619 and 626 finish	43.00	6.00
		12-397	x	Only available with the complete lock		6.00
	FE595/FE575/ FE695/ FE599NX	<b>16-086</b>	x	<b>1" x 2 1/4" Dual Option - Round Corner + Drive-in (Standard Configuration)</b>	<b>16.50</b>	<b>NC</b>
		16-207	x	1" x 2 1/4" Square Corner Faceplate	14.90	NC
		16-211	x	1" x 2 1/4" Triple Option - Round Corner + Square Corner + Drive-in	18.50	2.00
	FE285	<b>16-080</b>	x	<b>1" x 2 1/4" Dual Option - Round Corner + Drive-in (Standard Configuration)</b>	<b>14.60</b>	<b>NC</b>
		16-200	x	1" x 2 1/4" Square Corner Faceplate	13.50	NC
		16-210	x	1" x 2 1/4" Triple Option -Round Corner + Square Corner + Drive-in	16.60	2.00

\*Sold with complete UL lockset; not available for individual purchase




# HARDWARE & ACCESSORIES PARTS

## F Series Parts

### LATCHES CONT. (does not include Multi-Family product)

Category	Product	Part Number	Specify Finish	Description	Price Sold Separately	Add To Lock Price
F Series Handlesets	F59/F60/F62	12-322	x	1" x 2 1/4" Dual Option - Round Corner (16-080) + Drive-in (12-321) (Standard Configuration)	47.10	NC
		12-353	x	1" x 2 1/4" Square Corner – UL (12-294 + 16-203) (Standard Configuration-UL Listed)	*	12.00
		12-326	x	1" x 2 1/4" Triple Option - Round Corner + Square Corner (16-210) + Drive-in (12-287)	54.70	2.00
		12-354	x	1" x 2 1/4" Round Corner UL (12-397 + 16-204)	*	12.00
F Series Knobs/Levers /Light Commercial	F10/F40 Levers/ Knobs	16-080	x	1" x 2 1/4" Dual Option - Round Corner + Drive-in (Standard Configuration)	14.60	NC
		16-203	x	1" x 2 1/4" Square Corner Faceplate + Firecup + 1 1/8" Adaptor – UL (Standard Configuration-UL LISTED)	*	6.00
		16-204	x	1" x 2 1/4" Radius Corner Faceplate + Firecup + 1 1/8" Adaptor – UL	*	6.00
		16-200	x	1" x 2 1/4" Square Corner Faceplate	13.50	NC
		16-210	x	1" x 2 1/4" Triple Option - Round Corner + Square Corner + Drive-in	16.60	2.00
		40-250	x	1" x 2 1/4" Triple Option - Round Corner + Square Corner + Drive-in VisPack ONLY (order in qts of 4)	20.00	N/A
FC Knobs/Levers	FC21/FC285	16-600	x	1" x 2 1/4" Dual Option - Round Corner + Drive-in (Standard Configuration)	16.50	N/A
		16-601	x	1" x 2 1/4" Triple Option - Round Corner + Square Corner + Drive-in	18.50	2.00
		16-620	x	1" x 2 1/4" Square Corner Faceplate + Firecup - UL	*	6.00
		16-621	x	1" x 2 1/4" Round Corner Faceplate + Firecup - UL	*	6.00



\*Sold with complete UL lockset; not available for individual purchase

**LATCHES CONT.** (does not include Multi-Family product)

Category	Product	Part Number	Specify Finish	Description	Price Sold Separately	Add To Lock Price
F Series Knobs/Levers / Light Commercial (cont.)	F51A/F80 Levers/Knobs	16-086	x	1" x 2 1/4" Dual Option - Round Corner + Drive-in (Standard Configuration)	\$16.50	NC
		16-203	x	1" x 2 1/4" Square Corner Faceplate + Firecup + 1 1/8" Adaptor - UL (Standard Configuration-UL LISTED)	*	6.00
		16-207	x	1" x 2 1/4" Square Corner Faceplate	14.90	NC
		16-211	x	1" x 2 1/4" Triple Option - Round Corner + Square Corner + Drive-in	18.50	2.00
		16-204	x	1" x 2 1/4" Radius Corner Faceplate + Firecup + 1 1/8" Adaptor - UL	*	6.00
		16-126	x	1" x 2 1/4" Square Corner Faceplate - 5" Backset	14.90	5.40
		40-251	x	1" x 2 1/4" Triple Option - Round Corner + Square Corner + Drive-in VisPack ONLY (order in qtys of 4)	20.00	N/A
B-Series	B60/B62/B80/B81	12-294	x	1" x 2 1/4" Square Corner Faceplate + Firecup n/a with B62 (Standard Configuration-UL LISTED)	*	6.00
		12-288	x	1" x 2 1/4" Square Corner Faceplate	36.00	NC
		12-287	x	1" x 2 1/4" Triple Option - Round Corner + Square Corner + Drive-in	41.70	2.00
		12-321	x	1" x 2 1/4" Dual Option-Round Option + Drive-In (Standard Configuration)	32.20	NC
		12-349	x	1" x 2 1/4" Square Corner Faceplate - 5" backset	65.40	N/A
		12-355	x	Tapered Deadbolt Triple Option	37.30	2.00
		12-397	x	1" x 2 1/4" Round Corner Faceplate + Firecup UL Listed n/a with B62	*	6.00

\*Sold with complete UL lockset; not available for individual purchase



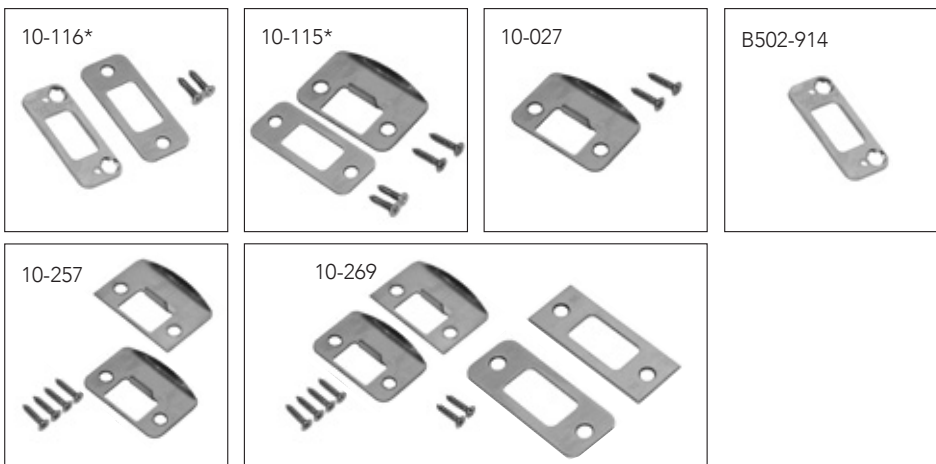
# HARDWARE & ACCESSORIES PARTS

## Strikes

## F Series Parts

**STRIKES** (does not include Multi-Family product)

Category	Product	Part Number	Specify Finish	Description	Price Sold Separately	Add To Lock Price	
Electronics/ Connected & Light Commercial	BE469NX/BE369NX/BE375/BE365/BE468/BE479/BE489	10-116	x	Round Corner Integrated Strike and Reinforcer 1 1/8" x 2 3/4" (Standard Configuration)	\$13.70	NC	
		10-115	x	Round Corner Full Lip Strike Set (10-027 + 10-116) (Round, Square, Drive-in) (Standard Configuration-Entry Sets)	17.70	NC	
		B502-914		Reinforcement Strike Plate	2.00	NC	
		B502-873		3" Reinforcement Screws (2 ea.)	0.60	NC	
	All strikes available for B60/B62/B80/B81						
		FE695/FE595/FE575/FE285/ FE599NX	10-027	x	10-027 Round Corner Full Lip Strike 1 5/8" x 2 1/4" (Standard Configuration)	7.60	NC
All strikes available for F10/F40/F51/F80 Levers/Knobs							
F Series Handlesets	F59/F60/F62	10-115	x	Round Corner Full Lip Strike Set (10-027 + 10-116) (Standard Configuration)	17.70	NC	
		10-257	x	Round Corner Full Lip (10-027 + 10-092)	15.50	NC	
		10-269	x	Round & Square Corner Strike Set (10-026 + 10-027 + 10-094 + 10-116)	24.40	2.00	
		B502-914		Reinforcement Strike Plate	2.00	NC	
		B502-873		3" Reinforcement Screws (2 ea.)	0.60	NC	



\* Picture represents what is provided when ordered with a lock. When purchasing accessories, the kit includes strike plate and screws only. Reinforcement strike plate and reinforcement screws need to be purchased separately.

F Series Parts  
Strikes

**STRIKES CONT.** (does not include Multi-Family product)

Category	Product	Part Number	Specify Finish	Description	Price Sold Separately	Add To Lock Price
F Series Knobs/Levers/ Light Commercial	F10/F40/F51A/F80/ FC21 Levers/Knobs	10-027	x	<b>10-027 Round Corner Full Lip Strike 1 5/8" x 2 1/4" (Standard Configuration)</b>	<b>\$7.60</b>	<b>NC</b>
		10-026	x	Square Corner Full Lip Strike 1 5/8" x 2 1/4"	7.60	NC
		10-001	x	10-001* Square Corner T Strike 1 1/8" x 2 3/4" + Box	6.50	NC
		10-058	X	Circular - Adjustable 1 3/4" Diameter (605 and 626 finish only)	10.90	NC
		10-063	x	Dual Strikes (10-026 + 10-027) 1 5/8" x 2 1/4"	10.00	2.00
		10-025	x	ANSI Square Corner T Strike 1 1/4" x 4 7/8"	15.70	5.40
B-Series Deadbolts/ Light Commercial	B60/ B62/B80/B81	10-116	x	<b>Round Corner Integrated Strike and Reinforcer 1 1/8" x 2 3/4" (Standard Configuration)</b>	<b>13.70</b>	<b>NC</b>
		10-147	x	Square Corner Integrated Strike and Reinforcer 1 1/8" x 2 3/4"	12.20	NC
		B502-914		Reinforcement Strike Plate	2.00	N/A
		B502-873		3" Reinforcement Screws (2 ea.)	0.60	N/A
		B520-283		Black Plastic Dustbox for Standard Strike 1 1/8" x 2 3/4"; 3" Reinforcement Screws (2 ea.)	2.00	NC
		B520-886	x	3" Plated Reinforcement Screws (2 ea.)	0.60	NC
		10-112		Metal Dust Box	12.10	N/A
		10-092		Full lip strike radius	7.90	NC



## HARDWARE & ACCESSORIES PARTS

### Cylinders

### F Series Parts

#### CYLINDER PINS

Part Number	Description	Price
34-101*	Top Pin - #1	\$0.08
34-102*	Top Pin - #2	0.08
34-103*	Top Pin - #3	0.08
34-202*	Master Pin - #2	0.08
34-203*	Master Pin - #3	0.08
34-204*	Master Pin - #4	0.08
34-205*	Master Pin - #5	0.08
34-206*	Master Pin - #6	0.08
34-207*	Master Pin - #7	0.08
34-208*	Master Pin - #8	0.08
34-209*	Master Pin - #9	0.08
34-300*	Bottom Pin - #0	0.08
34-301*	Bottom Pin - #1	0.08
34-302*	Bottom Pin - #2	0.08
34-303*	Bottom Pin - #3	0.08
34-304*	Bottom Pin - #4	0.08
34-305*	Bottom Pin - #5	0.08
34-306*	Bottom Pin - #6	0.08
34-307*	Bottom Pin - #7	0.08
34-308*	Bottom Pin - #8	0.08
34-309*	Bottom Pin - #9	0.08

#### REKEY PARTS

Part Number	Description	Price
F506-451*	Top T Pin - Compressible F Series	\$0.12
F506-452*	Removable Top Cap - Compressible F Series	0.19
F506-453*	Top T Pin Spring- Compressible F Series	0.19
34-401	Construction Balls (Pack of 1000)	32.00
40-104	Key Gage	15.20
M540-051	Follower Bar	3.40
M540-056	Cylinder Cap Removal Tool	59.20
40-132	Retail Metal ReKey Kit	243.00
40-133	Home Secure RCK ReKey Kit	419.00
40-229	Rekeying Training Kit	93.40

\*Order in multiples of 100

**ASSEMBLY SCREW KITS** (does not include Multi-Family product)

Category	Product	Part Number	Specify Finish	Description	Price	
Connected	BE489	BE489-108	x	Kit, Screws, BE489	\$5.00	
	BE469NX/468/479	24283962	x	Screw Kit, Mtg Screws & Wood Screws	5.00	
	BE369NX/BE375	B220-279	x	(2) B520-621 Finish Screws	10.10	
	BE365			(2) B600-100 Internal Screws	10.10	
Electronic/ Light Commercial	FE595/FE575	F206-450	x	Mtg Screw Kit	5.50	
	FE285	F206-450	x	Mtg Screw Kit	5.50	
		F506-828			(1) Thru Bolt	1.30
		F605-339			(1) Washer	0.56
B-Series Deadbolts/F Series Knobs & Levers/ F Series Handlesets / FC Series Knobs & Levers	B60	33815664	605	Screw Kit, Mtg. Screws, Strike Reinforcement	10.10	
		33815671	625	Screw Kit, Mtg. Screws, Strike Reinforcement	10.10	
		33815688	716	Screw Kit, Mtg. Screws, Strike Reinforcement	10.10	
	B62	33815725	605	Screw Kit, Mtg. Screws, Strike Reinforcement	10.10	
		33815732	625	Screw Kit, Mtg. Screws, Strike Reinforcement	10.10	
		33815749	716	Screw Kit, Mtg. Screws, Strike Reinforcement	10.10	
	B80	33815756	605	Screw Kit, Mtg. Screws, Strike Reinforcement	10.10	
		33815763	625	Screw Kit, Mtg. Screws, Strike Reinforcement	10.10	
		33815770	716	Screw Kit, Mtg. Screws, Strike Reinforcement	10.10	
	F60	33815787	605	Screw Kit, Mtg. Screws, Strike Reinforcement	10.10	
		33815794	625	Screw Kit, Mtg. Screws, Strike Reinforcement	10.10	
		33815800	716	Screw Kit, Mtg. Screws, Strike Reinforcement	10.10	
	F62	33815817	605	Screw Kit, Mtg. Screws, Strike Reinforcement	10.10	
		33815824	625	Screw Kit, Mtg. Screws, Strike Reinforcement	10.10	
		33815831	716	Screw Kit, Mtg. Screws, Strike Reinforcement	10.10	
	F10/F40/F51A	33815848	605	Screw Pack	10.10	
		33815855	625	Screw Pack	10.10	
		33815862	716	Screw Pack	10.10	
	F170	33815879	605	Screw Pack	10.10	
		33815886	625	Screw Pack	10.10	
		33815893	716	Screw Pack	10.10	
	FC21	40-346	x	Screw Pack (100 wood screws)	10.10	

## HARDWARE & ACCESSORIES PARTS

### Thick Door Installation Kits Miscellaneous Parts

#### THICK DOOR INSTALLATION KITS (does not include Multi-Family product)

Category	Product	Part Number	Finish	Description	Price
Connected	BE468/469/479	23997877	x	1 7/8" – 2 1/2" Thick	\$24.90
	BE489	B489-106	x	1 7/8" – 2 1/2" Thick	24.90
Electronic/ Light Commercial	BE365	02-007	x	1 7/8" – 2 1/2" Thick	24.90
	FE285	61-075	x	1 7/8" – 2 1/4" Thick	15.00
Touch	BE375	24666356	x	1 7/8" - 2 1/2" Thick	24.90
F Series Handlesets	F58 (old)	61-075	x	1 7/8" - 2 1/4" - Includes mounting screws, thick door grip chassis, and thick door driver bar (Used for Old Style F58 shipped before 3/1/19)	15.00
	F58(new)/F60	61-076	x	1 7/8" - 2 1/4" - Includes mounting screws and thick door driver bar (Used for New Style F58 shipped after 3/1/19)	12.00
B-Series Deadbolts/ Light Commercial	B60	61-072	x	1 7/8" - 2 1/4" - Includes longer mounting screws only for deadbolt	5.00
		61-073	x	2 1/4" - 4" - Includes longer mounting screws and longer driver bar	10.00
FC Series	FC21	40-349	x	1 7/8" - 2 1/4" - Includes mounting screws	5.00

#### FC MISCELLANEOUS PARTS

Category	Part Number	Specify Finish	Description	Price
FC 21	40-340	x	Privacy Button 07-240-002 Pack of 25	1 pack \$60
	40-341		Emergency Pin F720-006 Pack of 100	1 pack \$8
	40-343		Set Screw for levers/knobs F720-001 Pack of 100	1 pack \$36
	40-342		Hex Key F720-004 Pack of 100	1 pack \$20

#### MISCELLANEOUS PARTS

Category	Specify Finish	Description	Price
B202-578	x	Latch/Bolt/Strike Screw Kit(4) C603-897 Latch/Bolt/Strike Wood Screw	\$8.50
M504-271		(Emergency Key) F40 Function	1.60
02-035	x	Throughbolt Cap	1.60
06-133	X	Handleset Slider Assembly	2.00
B300-060	x	F62 & B62 Drive Pins (2 deadbolt screw covers)	1.30
B302-043	x	Trim and Turn Unit, F60 (inside trim)	34.00
F506-828		(1) Thru Bolt	1.30
F605-339		(1) Washer	0.56

#### LESS LOCK COMPONENTS

Description	Specify	Price
Less Springlatch	LLL for Springlatch	\$4.10 (subtract from list price of lock)
Less Deadlatch	LLL for Deadlatch	4.50 (subtract from list price of lock)
Less Handleset Deadbolt	LLL for Handleset Deadbolt	8.10 (subtract from list price of lock)
Less Handleset Deadbolt Strike	LLL for Handleset Deadbolt Strike	3.20 (subtract from list price of lock)
Less Handleset Latch Strike	LLL for Handleset Latch Strike	2.10 (subtract from list price of lock)
Less Deadbolt	LLL for Deadbolt	8.30 (subtract from list price of lock)
Less Deadbolt Strike	LLL for Deadbolt Strike	3.30 (subtract from list price of lock)
Less Knob Strike	LLL for Knob Strike	2.10 (subtract from list price of lock)
Less Lever Strike	LLL for Lever Strike	2.10 (subtract from list price of lock)



**35 - BLANK KEYS**

Part No.	Description	Price
35-100*	5 Pin - Standard Bow - Embossed Both Sides	\$1.50
35-101*	6 Pin - Standard Bow - Embossed Both Sides	2.00
35-130*	5 Pin - Standard Bow - Unembossed Both Sides - No Stamping	1.50
35-131*	6 Pin - Standard Bow - Unembossed Both Sides - No Stamping	2.00
35-140	5 Pin - Large Bow - Embossed Both Sides	5.90
35-141	6 Pin - Large Bow - Embossed Both Sides	5.90
35-143	5 Pin - Access Bow - Embossed Both Sides	5.90
35-144	6 Pin - Access Bow - Embossed Both Sides	5.90

\*Order in multiples of 50

**48 - CUT KEYS**

Part No.	Description	Price
48-130	Cut Key - 5 Pin - Standard Bow - Unembossed Both Sides - No Stamping	\$6.30
48-140	Cut Key - 5 Pin - Large Bow - Embossed Both Sides	9.00
48-143	Cut Key - 5 Pin - Access Bow - Embossed Both Sides	9.00
48-180*	Cut Key - 5 Pin - Standard Bow - Embossed Both Sides / Construction Key	6.20
48-181	Cut Key - 6 Pin - Standard Bow - Embossed Both Sides	6.20

\*48-180 is used for standard cut keys and residential construction keys

**49 - MASTER KEYS**

Part No.	Description	Price
49-130	Master Key - 5 Pin - Standard Bow - Embossed Both Sides	\$11.00
49-140	Master Key - 5 Pin - Large Bow - Embossed Both Sides	14.80
49-143	Master Key - 5 Pin - Access Bow - Embossed Both Sides	14.80
49-180	Schlage Cut Master Key - 5-Pin - Standard with Key Symbol & Registry Number	12.50
49-181	Master Key - 6 Pin - Standard Bow - Unembossed Both Sides - Standard with Key Symbol & Registry Number	10.40

**50 - KEY CHARGES**

Part No.	Description	Add To Price
50-001	Conventional Cylinder Keyed to Specific Combination	\$10.30
50-215	Extra Cut Standard Bow Keys Ordered on Lock or Cylinder	4.40
50-227	Extra Cut Large or Access Bow Keys Ordered on Lock or Cylinder	6.70
50-228	Cut Large Bow or Access Bow Keys Substituted for Standard Bow Keys	3.10

\*Key Charges are added to the list price of the lock

**60 - KEY PACKAGING**

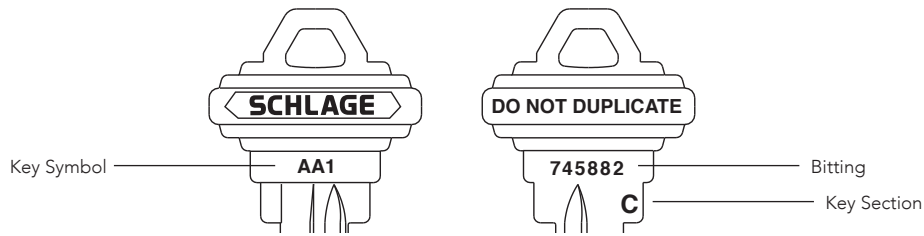
Part No.	Description	Price
60-000	Pack Change Keys Independently - PKI - for Split Key Construction Keying	NC
60-001	Pack Change Keys Independently (PKI)	0.62

## HARDWARE & ACCESSORIES PARTS

### Key & Cylinder Stamping Residential Master & Construction Keying

F Series Parts

#### KEY STAMPING AREA




#### KEY STAMPING

Description	Notes	Key Type	Specify	Part Number	Price Ea. Key
Visual Key Control (VKC)	1	Classic Conventional	Stamp Key Symbol on Key	50-217	\$2.90
Non-Standard Code	1, 5, 8	All Conventional	Non-Standard Code	50-003	7.60/side
DO NOT DUPLICATE		Classic Conventional	Stamp Key "Do Not Duplicate"	XQ06-878	N/C
Delete Key Section From Bow		Classic Conventional	Delete Key Section	50-220	5.20
Bitting Not Stamped		Classic Conventional	Delete Key Combination	50-221	2.90
Stamp Bitting		Classic Conventional	(Furnished as Standard)	N/A	N/A

#### Notes:

- Maximum of 6 characters for VKC, Non-Standard Code or serial number stamping
- Only available on unembossed keys
- Sequential stamping will be charged as Non-Standard Code (example: AA1-1, AA1-2)

#### CYLINDER STAMPING AREA



#### KEY STAMPING

Description	Notes	Key Type	Specify	Part Number	Price Ea. Key
Visual Key Control (VKC) with standard key symbols or Non-standard codes	1	Classic Conventional	Stamp key symbol or non-conventional code on face (VKC) or Cylinder core.	50-002	\$7.00
Concealed Key Control (CKC) with standard key symbols or Non-standard codes	1	Classic Conventional	Stamp key symbol or non-conventional code on side (CKC) of core.	50-216	7.00

#### Notes:

- Maximum of 6 characters for VKC, Non-Standard Code or serial number stamping

**RESIDENTIAL MASTER KEYING (RMK) AND/OR RESIDENTIAL CONSTRUCTION KEYING (RCK)**

Qualifications:

- Residential projects
- RMK and/or RCK must be specified on the order
- **Systems are available in 5-Pin C keyway only**
- Systems cannot be combined with Contract Master Key Systems
- **Two levels of keying (Change Key and Master Key levels only)**
- **Three levels of keying allowed if complete expansion requirements are submitted (Grandmaster, Master Key, and Change Key levels)**
- Maison keying allowed
- Door detailing and labeling allowable as listed below
- Master keys must be ordered separately and are not added by default

**RESIDENTIAL MASTER KEYING (RMK)**

Part No.	Description	Price
50-223*	Cylinder Residential Master Keyed (RMK)	2.60
50-009	Cylinder Residential Master keyed with Door ID Labeling (RMKID)	N/C
49-180	Residential Master Key – Not offered for commercial products	12.50

**Residential Construction Keying (RCK) – Lost Ball Construction Keying**

Part No.	Description	Price
50-224*	Cylinder Residential Construction Keyed (RMK)	2.60
50-010	Cylinder Residential Construction keyed with Door ID Labeling (RCK)	N/C
48-180	Residential Construction Key – Not offered for commercial products	6.20

**Notes:** Lost ball construction device is triggered by the highest level permanent key unless otherwise specified.  
 Change keys packed in envelopes and packed in lock box. PKI packing available for additional charge of \$0.60.  
 If you desire a masterkey with your RCK (50-224), you must add the RMK (50-223) charge listed above.

\* If Door Labeling is required, the 50-009 RMK with labeling and/or 50-010 RCK with labeling charges will apply

Master Keys and Construction Keys ship UPS 2nd Day Air and will require a signature upon delivery. Standard freight terms apply.

**BITTING LISTS (TRANSCRIPTS)**

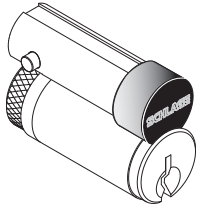
Part No.	Description	Price
50-123	Bitting list for factory master keyed products (requires a written authorization from end-user).	\$240.00**
50-120	Establish new master key system for field master keying (one-time charge). Each bitting is assessed a 50-121 or 50-122 charge below.	35.80
50-121	New master key bitting for cylinders keyed in the field. 50-120 charge assessed if this bitting establishes a new system.	4.60
50-122	New change key bitting for cylinders keyed in the field.	3.60

**Notes** \*\*Can be used for SiteMaster download (keying and bitting details) if ordered as such. Please specify SiteMaster download file if applicable in the details column. Information required: Structure or original order number, end user name, city and state (used to verify the structure number). Also required is an email address for the end user, include their full name to address the email and "Letter Of Authorization".

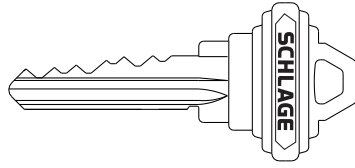
## HARDWARE & ACCESSORIES PARTS

### Construction Core Program

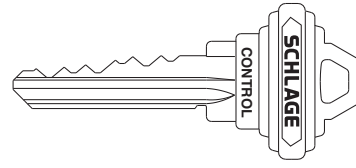
### F Series Parts



23-030-ICX



48-101-ICX



48-056-ICX

### FULL-SIZE CONSTRUCTION CORE PROGRAM

Temporary construction cores may be ordered with full size interchangeable core locks, mortise cylinders and rim cylinders. These cores may also be ordered separately. All construction cores are assessed a non-refundable handling charge (50-231). See Terms & Conditions for more information.

#### Features:

- 6 Pin C keyway
- Construction cores have a two-tone face: the faceplate is a flat black finish (622) and the plug is unfinished brass
- Back of each core is marked with the letter that identifies the keyed alike group: A, B or C
- Construction cores are furnished with no keys (NCK). Cut keys must be ordered separately
- A control key is required to install and remove construction cores. Control keys must be ordered separately. If a control key is not ordered, one will be supplied at a charge of \$13
- Construction cores may be returned for credit. Contact your Schlage representative for return authorization. Credit is issued upon receipt of cores at our factory

Part No.	Description	Specify	Price (ea.)
23-030-ICX	Construction core	New jobs: Specify "ICX"	\$74.00
48-101-ICX	Cut key for construction phase (order separately)	Existing jobs: Specify "ICA"	8.40
48-056-ICX	Cut control key (order separately)	"ICB" or "ICC"	16.60
50-231	Non-refundable handling charge (per core)		10.70

#### Notes:

- 1) To order mortise and rim cylinders with full-size construction cores for a new job, suffix ICX to non-Primus cylinder number. Example: 30-008 ICX. For existing construction core combinations, specify ICA, ICB, or ICC
- 2) Construction cores for a given project are keyed alike to one of a limited number of combinations nationwide. Other Schlage projects in the same area using the same or different contractors may use the same key

**Example:** For construction core charges and credits: distributor XYZ ordered 150 construction cores with 20 keys and one control key. The following charges apply to this order:

1. 23-030-ICX construction cores (150 units)
2. 48-101-ICX cut keys (20 units)
3. 48-056-ICX cut control key (1 unit)
4. 50-231 non-refundable handling charge (150 units-one per core ordered)

Upon return of the cores to the factory the distributor will be credited for the following:

1. 23-030-ICX construction cores (150 units)

There is no credit for the keys or handling fee


### B60 Cylinder Options

### FINISHES

		605	608	609	618	619	625	626	505	716	613	620	621	622
B60J	B60 less IC core	•	\$89	•	\$89	\$89	•	\$89	\$91	\$91	•	•	•	•
B60T	B60 with Full Size Construction core	•	132.00	•	132.00	132.00	•	132.00	134.00	134.00	•	•	•	•

J Series Parts  
Latches


J Series Parts  
Latches



16-254



16-255



16-068



16-070

**LATCHES**

**FINISHES**

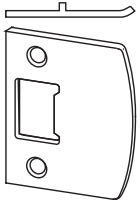
Function	Pkg.	Style/Design	FINISHES							
			605	609	619	625	626	630	620	716
16-254	Poly Bag	Dual Option Adjustable Spring Latch	\$6.50	\$6.50	•	•	•	\$6.50	•	\$6.50
16-255	Poly Bag	Triple Option Adjustable Dead Latch	8.90	8.90	•	•	•	8.90	•	8.90
16-068	Poly Bag	Triple Option Adjustable Deadbolt Latch	9.20	9.20	•	•	•	9.20	•	9.20
16-070	Poly Bag	Triple Option Adjustable Spring Latch	8.90	8.90	•	•	•	8.90	•	8.90
16-059*	Poly Bag	UL-Springlatch, 2 3/8" or 2 3/4"	6.00	6.00	•	•	•	6.00	•	6.00
16-061*	Poly Bag	UL-Deadlatch, 2 3/8" or 2 3/4"	6.00	6.00	•	•	•	6.00	•	6.00
16-063*	Poly Bag	UL-Deadbolt, 2 3/8" or 2 3/4"	6.00	6.00	•	•	•	6.00	•	6.00
16-057*	Poly Bag	UL-Springlatch 16-059 and UL-Deadbolt 16-063	11.50	11.50	•	•	•	11.50	•	11.50

\* Sold with complete UL lockset; not available for individual purchase

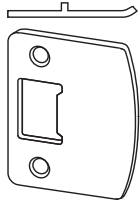
## HARDWARE & ACCESSORIES PARTS

### Strikes

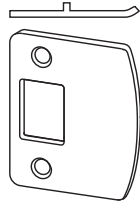
### J Series Parts



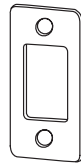
10-100



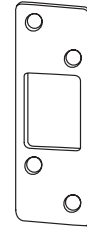
10-101



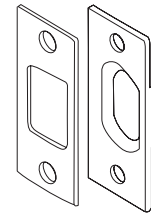
10-102



10-103



10-104



10-099

#### STRIKES

#### FINISHES

Part No. w/Lock	Part. No. Sold Separately	Style/Design	FINISHES							
			605	609	619	625	626	630	620	716
10-100	J250-008	Poly Bag , Square Full Lip Strike Knobs and Levers Including 2 Screws	\$2.00	\$2.00	•	•	•	\$2.00	•	\$2.00
10-101	J250-009	Poly Bag , Radius Full Lip Strike Knobs and Levers Including 2 Screws	2.00	2.00	•	•	•	2.00	•	2.00
10-102	J250-010	Poly Bag , Radius Full Lip Strike Deadbolts Including 2 Screws	2.00	2.00	•	•	•	2.00	•	2.00
10-103	J250-026	Poly Bag , Radius Deadbolt Strike 1" x 2 1/4" Round Corner	2.00	2.00	•	•	•	2.00	•	2.00
10-104	J250-027	Poly Bag , Radius Deadbolt Strike 1 1/4" x 3 5/8" Round Corner	2.40	2.40	•	•	•	2.40	•	2.40
10-099	J250-003	Poly Bag , Sq. Strike Plate & Strike Frame Reinforcer 1 1/8" x 2 3/4" Square Corner Deadbolts Including 2 Screws + 2 x 3" Screws	2.40	2.40	•	•	•	2.40	•	2.40

J Series Parts

**REKEYING PINNING PARTS & ACCESSORIES**

Function	Style Design	Price
J750-002	#1 Top Pin, 200 pcs/per poly bag	\$0.06
J750-003	#2 Top Pin, 200 pcs/per poly bag	0.06
J750-004	#3 Top Pin, 200 pcs/per poly bag	0.06
J750-005	#0 Bottom Pin, 200 pcs/per poly bag	0.06
J750-006	#1 Bottom Pin, 200 pcs/per poly bag	0.06
J750-007	#2 Bottom Pin, 200 pcs/per poly bag	0.06
J750-008	#3 Bottom Pin, 200 pcs/per poly bag	0.06
J750-009	#4 Bottom Pin, 200 pcs/per poly bag	0.06
J750-010	#5 Bottom Pin, 200 pcs/per poly bag	0.06
J750-011	#6 Bottom Pin, 200 pcs/per poly bag	0.06
J750-012	#7 Bottom Pin, 200 pcs/per poly bag	0.06
J750-013	#8 Bottom Pin, 200 pcs/per poly bag	0.06
J750-014	#9 Bottom Pin, 200 pcs/per poly bag	0.06
J750-015	#2 Master Pin, 200 pcs/per poly bag	0.06
J750-016	#3 Master Pin, 200 pcs/per poly bag	0.06
J750-017	#4 Master Pin, 200 pcs/per poly bag	0.06
J750-018	#5 Master Pin, 200 pcs/per poly bag	0.06
J750-019	#6 Master Pin, 200 pcs/per poly bag	0.06
J750-020	#7 Master Pin, 200 pcs/per poly bag	0.06
J750-021	#8 Master Pin, 200 pcs/per poly bag	0.06
J750-022	#9 Master Pin, 200 pcs/per poly bag	0.06
J750-023	Pin Tumbler Key Gauge	3.80
J750-024	Plug Clip, 50 pcs/per poly bag	0.06
J750-025	Pin Spring, 100 pcs/per poly bag	0.12
J750-026	Cylinder Cap, 50 pcs/per poly bag	0.12
J750-027	Deadbolt Spring, 100 pcs/per poly bag	0.12
J750-028	Deadbolt Cap Pin, 100 pcs/per poly bag	0.06
J750-029	Follower Tool	4.20
J750-030	Cylinder Removing Tool	3.40
J750-001	RCK Lost Balls, 200 pcs/per poly bag	0.04
J250-029	Spanner Wrench for removing cylinder face	1.10

**Key Kits**

J250-006	Master Rekeying Kit	\$167.00
J250-007	Retail Key Kit	135.00





J Series Parts

- Master keys must be ordered separately and are not added by default

**REKEYING PINNING PARTS & ACCESSORIES**

Function	Style Design	Price
<b>Keys Ordered with Locks or Cylinders</b>		
50-001	Lock Keyed to a Specific Combination	\$10.30
50-215	Extra Cut Keys Ordered on Lock with Cylinder	4.40
<b>Residential Master Keying (RMK)</b>		
50-223	Cylinder Residential Master Keyed	2.60
49-155	Residential Master Key	10.50
<b>Residential Construction Keying (RCK)</b>		
50-224	Cylinder Residential Construction Keyed	2.60
48-155	Residential Construction Key	6.20
<b>Key Blanks</b>		
J750-061	5-Pin Standard Bow, Embossed Both Sides, No Stamping, C-Section Only, (order in quantities of 50)	0.80

## HARDWARE & ACCESSORIES PARTS

### Notes

**Padlocks**

Padlocks . . . . .131  
 Cables & Chains . . . . .132  
 Security Hasps . . . . .134



KS43F  
Brass Padlock



KS72F  
Steel Padlock

**Commercial Security - Rekeyable Padlocks**

UPC	Description	Shackle Height (in.)	Shackle Cable Link Dia. (in.)	Size (in.)	Size (mm)	Price
720018997412	Brass Padlock 23 Series, K-N-K Cyl 1 1/2" Shackle, KD	1 1/2	5/16	1 25/32	45mm	\$62.60
720018997405	Brass Padlock 23 Series Brass K-N-K Cyl 2" Shackle, KD	2	5/16	1 25/32	45mm	62.80
720018997290	Brass Padlock 43 Series Brass K-N-K Cyl 1 1/2" Shackle, KD	1 1/2	3/8	1 15/16	50mm	66.60
720018997283	Brass Padlock 43 Series Brass K-N-K Cyl 2" Shackle, KD	2	3/8	1 15/16	50mm	67.00
720018997764	Steel Padlock - 72 Round body, K-N-K Cyl 2", KD	2	7/16	2 5/8	67.5mm	72.10



850410  
Laminated Padlock



855156  
Steel Padlock



851226  
Steel Padlock

**FlexSecurity - Non Rekeyable Padlocks**

UPC	Description	Shackle Height (in.)	Shackle Cable Link Dia. (in.)	Size (in.)	Size (mm)	Price
720018850410	Covered Laminated Steel Padlock, 2 Pack - KA	1 1/8	1/4	1 1/2	38mm	\$27.00
720018999232	Extra Large "U" Steel Padlock 4" x 11", - KD	11	1/2	7 1/8	181mm	38.00
720018855156	Shackle-less Steel, Round body Padlock - KD	•	3/8	2 7/8	73mm	49.00
720018851226	Steel Padlock, Round body 2" Shackle - KA	2	7/16	2 1/2	63.5mm	37.80
720018994831	Steel Padlock, Round body 2" Shackle - KA, 2-Pack	2	7/16	2 1/2	63.5mm	52.60

## CABLES, CHAINS & PADLOCKS

### Cables & Chains



999218  
Locking Cable



994862  
Double Looped  
Cable & Padlock



999225  
Locking Resettable  
Combination Cable



001140  
Locking Chain

### FlexSecurity - Cables & Chains

UPC	Description	Shackle Cable Link Dia. (in.)	Loop Height (in.)	Loop Width (in.)	Chain/Cable Length (ft.)	Price
720018001140	Locking Chain - 5' x 5/16" (7mm)	5/16	•	•	5	\$42.80
720018001157	Locking Chain - 4' x 3/16" (5mm)	7/32	•	•	4	26.10
720018994800	Double Looped Cable & Padlock - 4' x 3/8" with Covered Weather-proof Padlock	3/8	2 1/4	•	4	28.00
720018994862	Double Looped Cable & Padlock - 15' x 3/8" with Covered Weather-proof Padlock	3/8	2 1/4	•	15	44.00
720018999201	Rekeyable Locking Cable - 6' x 5/8"	5/8	•	•	6	70.00
720018999218	Locking Cable - 5' x 1/2"	1/2	•	•	5	29.90
720018999225	Locking Resettable Combination Cable - 5' x 3/8"	3/8	•	•	5	31.00



999263  
Double Loop Cable



999461  
Cinch Chain

**FlexSecurity - Double Looped Cables**

UPC	Description	Shackle Cable Link Dia. (in.)	Loop Height (in.)	Loop Width (in.)	Chain/Cable Length (ft.)	Price
720018820406	Double Looped Cable - 7' x 5/8"	5/8	•	3 3/8	7	\$43.00
720018999249	Double Looped Cable - 4' x 3/8"	3/8	•	1 1/8	4	16.70
720018999256	Double Looped Cable - 7' x 3/8"	3/8	•	1 1/8	7	21.40
720018999263	Double Looped Cable - 15' x 3/8"	3/8	•	1 1/8	15	36.30
720018999270	Double Looped Cable - 30' x 3/8"	3/8	•	1 1/8	30	58.30

**FlexSecurity - Cinch Chains**


UPC	Description	Shackle Cable Link Dia. (in.)	Loop Height (in.)	Loop Width (in.)	Chain/Cable Length (ft.)	Price
720018999461	Cinch Ring Security Chain - 3' 3" - (No lock)	1/2	•	•	3.25	\$52.50
720018999478	Cinch Ring Security Chain - 5' - (No Lock)	1/2	•	•	5	98.70

## CABLES, CHAINS & PADLOCKS

### Security Hasps



855101



855118



#### FlexSecurity - Hasps

UPC	Description	Body Size (in.)	Body Size (mm)	Locking Eye Dia. (in.)	Price
720018855101	Vehicle Security Hasp	8 1/2 x 4 1/2	21.6cm x 11.4cm	5/8	\$40.40
720018855118	Flexible Double-Hinged Security Hasp	7 3/4 x 1 3/4	19.7cm x 4.4cm	1/2	12.90

How to Order . . . . .	135
Visual Pack Carton Specifications . . . . .	136

**Thank you** for your order.

Thank you for your order and continuing business. Please submit purchase orders to [res\\_contact\\_center@allegion.com](mailto:res_contact_center@allegion.com) In order to expedite order processing, please include the following information on purchase orders:

- Schlage account number
- Product UPC numbers (if available)
- Quote number (if applicable)
- Specific keying requirements

**Note:** Line quantities of keyed products must be divisible by KA quantities.

**Example:** 20 locks ordered KA4 results in 5 groups of 4 locks keyed alike, however, 20 locks ordered KA3 is not divisible and results in order processing delays as Schlage seeks clarification

- Door handing

**How to identify door handing:**

Handing of all doors is determined from the exterior of the room’s entrance.

- If the hinge is on the left side of the door, the door is “left hand” (LH)
- If the hinge is on the right side of the door, the door is “right hand” (RH)
- To order a handed product, please specify LH or RH
- To order a handleset, handing is still determined from the exterior of the door
- We will use that information to determine the handing for the inside of the door



# HOW TO ORDER

## VISUAL PACK CARTON SPECIFICATIONS

PRODUCT	MASTER CARTON							INDIVIDUAL CARTON					
	PKG. TYPE	CASE QTY	HEIGHT (IN.)	WIDTH (IN.)	DEPTH (IN.)	CUBIC FEET	WEIGHT (LBS.)	PKG. TYPE	HEIGHT (IN.)	WIDTH (IN.)	DEPTH (IN.)	CUBIC FEET	WEIGHT (LBS.)
<b>ELECTRONICS CONNECTED DEADBOLTS &amp; LEVERS</b>													
BE365	Box	2	10.05	5.90	12.60	0.43	9.87	Carton	9.30	5.25	6.19	0.17	4.75
BE375	Box	2	9.70	5.60	9.90	0.31	8.09	Carton	4.50	5.00	9.30	0.12	3.87
BE468	Box	2	9.75	5.60	10.10	0.32	9.05	Carton	9.25	4.50	5.00	0.12	4.35
BE469IR/NX/WK	Box	2	9.75	5.60	10.10	0.32	9.05	Carton	9.25	4.50	5.00	0.12	4.35
BE479AA	Box	1	6.75	6.05	10.00	0.24	5.49	Carton	9.50	5.38	5.38	0.16	5.14
FBE365	Box	3	23.63	11.60	10.63	1.69	21.40	Carton	7.88	10.70	9.75	0.48	6.45
FBE375	Box	3	10.63	11.25	23.63	1.64	19.40	Carton	9.75	10.70	7.88	0.48	5.92
FE595	Box	2	10.00	7.00	16.88	0.68	10.29	Carton	9.25	8.25	6.63	0.29	4.86
FE695	Box	2	10.10	7.05	12.60	0.52	9.96	Carton	9.40	6.65	6.20	0.22	4.72
<b>F SERIES HANDLESETS</b>													
F60 V	Box	1	21.38	8.30	7.00	0.72	8.00	Carton	20.5	8.0	6.5	0.617	8.0
F62 V	Box	1	22.88	8.30	7.00	0.77	8.00	Carton	22.0	8.0	6.5	0.662	8.0
<b>B SERIES DEADBOLTS</b>													
B60 V	Shroud	4	8.6	5.88	16.00	0.56	9.00	Carton	7.7	5.1	3.6	0.105	2.0
B62 V	Shroud	4	8.6	5.88	16.00	0.56	9.80	Carton	7.7	5.1	3.6	0.105	2.2
FB50 V	Shroud	4	10.125	8.875	15.625	0.81	17.20	Carton	9.5	7.875	3.625	0.16	3.60
FB52 V	Shroud	4	10.125	8.875	15.625	0.81	18.00	Carton	9.5	7.875	3.625	0.16	3.80
<b>F SERIES KNOBS/LEVERS</b>													
Knobs													
F10 V	Shroud	4	10.125	5.875	13.125	0.45	9.40	Carton	9.5	4.875	3.125	0.08	2.10
F40 V	Shroud	4	10.125	5.875	13.125	0.45	9.40	Carton	9.5	4.875	3.125	0.08	2.10
F51A V	Shroud	4	10.125	5.875	13.125	0.45	9.40	Carton	9.5	4.875	3.125	0.08	2.10
F170 V	Shroud	4	9.38	5.75	13.25	0.41	3.00	Carton	8.8	4.8	3.3	0.078	0.4
Levers													
F10 V	Shroud	4	11.00	7.375	14.25	0.67	11.40	Carton	5.25	6.50	6.50	0.13	2.60
F40 V	Shroud	4	11.00	7.375	14.25	0.67	11.40	Carton	5.25	6.50	6.50	0.13	2.60
F51A V	Shroud	4	11.00	7.375	14.25	0.67	11.40	Carton	5.25	6.50	6.50	0.13	2.60
F170 V	Shroud	4	9.38	5.75	13.25	0.41	3.00	Carton	8.8	4.8	3.3	0.078	0.4
<b>F SERIES DECORATIVE COLLECTIONS</b>													
Knobs													
F10 V	Shroud	4	11.00	5.875	14.25	0.53	9.40	Carton	5.25	5.125	6.50	0.10	2.10
F40 V	Shroud	4	11.00	5.875	14.25	0.53	9.40	Carton	5.25	5.125	6.50	0.10	2.10
F51A V	Shroud	4	11.00	5.875	14.25	0.53	9.40	Carton	5.25	5.125	6.50	0.10	2.10
Levers													
F10 V	Shroud	4	11.00	7.375	14.25	0.67	11.40	Carton	5.25	6.50	6.50	0.13	2.60
F40 V	Shroud	4	11.00	7.375	14.25	0.67	11.40	Carton	5.25	6.50	6.50	0.13	2.60
F51A V	Shroud	4	11.00	7.375	14.25	0.67	11.40	Carton	5.25	6.50	6.50	0.13	2.60
<b>DEXTER J SERIES GRADE 3 LOCKS</b>													
JD60 V	Box	4	7.50	5.90	17.50	0.45	9.80	Carton	6.80	5.00	2.60	0.05	1.20
JD62 V	Box	4	7.50	5.90	17.50	0.45	9.80	Carton	6.80	5.00	2.60	0.05	1.40
JH60 V	Box	1	18.00	8.00	5.60	0.47	5.80	Carton	17.20	7.50	5.20	0.39	5.00
J54 V	Box	4	7.50	8.60	18.00	0.67	10.20	Carton	6.90	7.70	2.70	0.08	1.20
J40 V	Box	4	7.50	8.60	18.00	0.67	9.40	Carton	6.90	7.70	2.70	0.08	1.00
J10 V	Box	4	7.50	8.60	18.00	0.67	9.40	Carton	6.90	7.70	2.70	0.08	1.00
J170 V	Box	4	7.80	5.40	12.00	0.29	1.80	Carton	6.90	7.70	2.70	0.08	0.20
J54 V	Box	4	7.50	8.60	18.00	0.67	10.20	Carton	6.90	7.70	2.70	0.08	1.20
J40 V	Box	4	7.50	8.60	18.00	0.67	9.40	Carton	6.90	7.70	2.70	0.08	1.00

**NOTE:** Vispack products must be ordered in full case quantities.



PORTABLE SECURITY

Product	Master Carton							Inner Pack					Individual Selling Unit (ea.)					
	PKG. TYPE	CASE QTY	HT. (IN.)	WID. (IN.)	DPT. (IN.)	CUBIC FT.	WT. (LBS.)	PKG. TYPE	INNER CASE QTY	HT. (IN.)	WID. (IN.)	DPT. (IN.)	PKG. TYPE	HT. (IN.)	WID. (IN.)	DPT. (IN.)	CUBIC FT.	WT. (LBS.)
Padlock 23 Series Brass K-N-K Cyl 1 1/2" Shackle, KD	Box	24	7.17	10.39	8.70	0.37	26.49	Box	6	2.76	7.76	4.53	Box	4.13	2.31	1.00	0.006	1.10
Padlock 23 Series Brass K-N-K Cyl 2" Shackle, KD	Box	24	7.17	11.34	8.70	0.41	26.49	Box	6	2.76	7.76	5.00	Box	4.63	2.31	1.00	0.006	1.10
Padlock 43 Series Brass K-N-K Cyl 1 1/2" Shackle, KD	Box	24	7.17	10.39	8.70	0.37	28.7	Box	6	2.76	7.76	4.53	Box	4.13	2.31	1.00	0.006	1.21
Padlock 43 Series Brass K-N-K Cyl 2" Shackle, KD	Box	24	7.17	11.34	8.70	0.41	28.7	Box	6	2.76	7.76	5.00	Box	4.63	2.31	1.00	0.006	1.21
Padlock 72 Round Steel K-N-K Cyl 2", KD	Box	18	4.27	17.27	9.79	0.42	54.95	Box	6	3.27	9.29	5.59	Box	4.94	2.81	1.19	0.010	0.85
Covered Laminated Steel Padlock - 2 Pack - KA	Box	18	14.50	9.00	19.25	1.45	24	Display	3	7.10	8.27	5.31	Blister	6.50	7.75	2.00	0.058	1.12
Extra Large "U" Padlock 4" x 11", KD	Box	•	•	•	•	•	•	Display	4	14.00	7.30	8.70	Bulk/ Belly-Band	12.50	7.00	1.75	0.089	2.30
Shackle-less Padlock, KD	Box	36	19.25	12.25	20.75	2.83	88	Display	6	8.75	6.50	11.25	Blister	7.75	5.00	2.00	0.045	2.25
Padlock Round Steel, 2" Shackle, KA	Box	18	19.50	7.50	19.75	1.67	36	Box	3	9.00	6.70	6.30	Box	7.50	4.75	1.50	0.031	1.60
Padlock Round Steel, 2" Shackle, KA - 2-Pack	Box	18	19.00	10.00	18.75	2.06	64	Box	3	9.00	8.70	6.30	Box	7.50	7.50	1.50	0.049	3.20
Rekeyable Locking Cable 6' x 5/8" Replaced item 997719)	Box	•	•	•	•	•	•	Display	5	12.75	7.75	17.25	Bulk/ Insert Card	12.00	10.00	1.50	0.104	3.00
Double Looped Cable 4' x 3/8" with Covered Weather-proof Padlock	Box	•	•	•	•	•	•	Display	4	9.45	11.40	8.66	Bulk/ Insert Card	10.00	8.50	1.50	0.074	1.30
Double Looped Cable 15' x 3/8" with Covered Weather-proof Padlock	Box	•	•	•	•	•	•	Display	4	10.60	12.20	9.40	Bulk/ Insert Card	11.00	9.50	1.50	0.091	2.70
Locking Cable 5' x 1/2"	Box	•	•	•	•	•	•	Display	4	12.00	5.10	7.28	Bulk/ Insert Card	10.00	3.75	1.25	0.027	1.00
Locking Resettable Combination Cable 5' x 3/8"	Box	•	•	•	•	•	•	Display	4	10.25	5.75	7.25	Bulk/ Insert Card	10.00	5.25	1.25	0.038	1.16

# HOW TO ORDER

## PORTABLE SECURITY

Product	Master Carton							Inner Pack					Individual Selling Unit (ea.)					
	PKG. TYPE	CASE QTY	HT. (IN.)	WID. (IN.)	DPT. (IN.)	CUBIC FT.	WT. (LBS.)	PKG. TYPE	INNER CASE QTY	HT. (IN.)	WID. (IN.)	DPT. (IN.)	PKG. TYPE	HT. (IN.)	WID. (IN.)	DPT. (IN.)	CUBIC FT.	WT. (LBS.)
Locking Chain 5' x 5/16" (7mm)	Box	3	11.75	9.25	14.00	*	16.70	Display	3	11.25	9.25	14.00	Blister	13.50	8.25	1.75	*	4.95
Locking Chain 4' x 7/32" (3.5mm)	Box	3	9.75	8.25	10.00	*	7.55	Display	3	9.25	7.75	9.25	Blister	10.50	7.00	1.35	*	2.20
Double Looped Cable 7' x 5/8"	Box	*	*	*	*	*	*	Display	5	11.25	12.00	10.75	Bulk/ Insert Card	10.50	11.50	2.00	0.140	2.70
Double Looped Cable 30' x 3/8"	Box	*	*	*	*	*	*	Display	4	10.50	11.75	10.75	Bulk/ Insert Card	10.50	10.00	3.00	0.182	4.40
Double Looped Cable 15' x 3/8"	Box	*	*	*	*	*	*	Display	4	12.38	9.79	7.88	Bulk/ Insert Card	9.00	9.00	2.00	0.094	2.26
Double Looped Cable 7' x 3/8"	Box	*	*	*	*	*	*	Display	4	13.91	6.20	5.75	Bulk/ Insert Card	12.00	7.00	1.00	0.049	1.21
Double Looped Cable 4' x 3/8"	Box	*	*	*	*	*	*	Display	4	11.75	6.20	5.25	Bulk/ Belly-Band	10.50	5.50	1.00	0.033	0.60
Cinch Ring Security Chain 3' 3" - (No lock)	Box	2	7.50	4.25	7.25	0.13	14	Box	1	3.60	3.85	3.50	Bulk/ Hang Tag	22.50	3.50	2.00	0.091	6.85
Cinch Ring Security Chain 5' - (No Lock)	Box	2	7.75	4.25	7.25	0.14	20	Box	1	3.60	3.85	3.50	Bulk/ Hang Tag	33.00	3.50	2.00	0.134	10.60
Vehicle Hasp	Box	18	11.50	17.25	26.00	2.98	59	Display	3	10.50	8.25	8.25	Blister	9.75	5.25	2.25	0.067	2.95
Flexible Dbl-Hinged Hasp 7 3/4" x 1 3/4"	Box	36	22.50	14.50	17.50	3.30	49	Display	6	10.50	5.25	14.00	Blister	9.50	3.75	1.75	0.036	1.05
Center Hole Hasp 5" x 2"	Box	36	21.00	17.50	19.00	4.04	65	Display	6	10.00	5.50	18.00	Blister	9.50	3.75	2.50	0.052	1.33
90 Degree Hasp 4 1/4" x 1 5/8"	Box	36	20.75	15.50	19.50	3.63	64	Display	6	9.50	6.00	15.00	Blister	8.50	4.25	2.50	0.052	1.29
Heavy Duty Steel Bar Hasp 7 1/4" x 1 5/8"	Box	36	22.50	14.50	17.50	3.30	63	Display	6	10.50	5.25	13.75	Blister	9.50	4.00	2.75	0.060	1.40
Steel Bar Hasp 4 1/2" X 1 5/8"	Box	24	11.00	10.25	20.00	1.30	13	Display	6	10.25	5.00	9.50	Blister	7.75	3.75	1.25	0.021	0.35
Repl Accessory Service Repair Kit, SFIC, KNK, Specialty	Box	6	14.75	18.25	11.25	1.75	63.7	Box	1	2.38	18.25	11.25	Box	*	*	*	*	*





#### About Allegion

Allegion (NYSE: ALLE) is a global pioneer in safety and security, with well-known brands like CISA®, Interflex®, LCN®, Schlage® and Von Duprin®. Focusing on security around the door and adjacent areas, Allegion produces a range of solutions for homes, businesses, schools and other institutions. Allegion is a \$2 billion company, with products in more than 120 countries around the world.

For more, visit [www.allegion.com](http://www.allegion.com)