

Where Trust is Built™

**DETEX**®

Life Safety, Security and Security Assurance

# PRICE LIST

Effective August 1, 2019



**ADVANTEX**®

## AO19 SERIES



**ECL**™

**EAX**®



**VALUE SERIES**®

## **NOTES**

## TABLE OF CONTENTS

Finishes Cross Reference Chart .....	7
Order Conditions .....	8
Warranties .....	9
MAP Policy .....	10
Standards and Certifications .....	10

### **Life Safety and Security Door Hardware** **ADVANTEK (Superior Heavy Duty Exit Devices)**

#### Wide Stile Devices

10 Series Rim Device .....	13
20/21 Series Surface Vertical Rod Device.....	15
27 Series High Security Surface Vertical Rod Device .....	16
30 Series Mortise Lock Device .....	19
Outside Trims for 10/20/21/30 Series Devices .....	20
FSB Levers and Trims .....	21

#### Narrow Stile Devices

40 Series Rim Device .....	23
50/51 Series Surface Vertical Rod Device.....	25
Outside Trims for 40/50/51 Series Devices .....	26
FSB Levers and Trims .....	27

#### Narrow Stile Concealed Vertical Rod Devices

60/61 Series Concealed Vertical Rod Device (aluminum door)...	29
62/63 Series Concealed Vertical Rod Device (hollow metal door)	30
Outside Trims for 60/61/62/63 Series Devices .....	32
FSB Levers and Trims .....	33

#### Wide Stile Concealed Vertical Rod Devices

70/71 Series Concealed Vertical Rod Device (wood door).....	35
80/81 Series Concealed Vertical Rod Device (hollow metal door)	36
82/83 Series Concealed Vertical Rod Device (aluminum door)...	37
87 Series High Security Concealed Vertical Rod Device .....	38
Outside Trims for 70/71/80/81/82/83 Series Devices .....	40
FSB Levers and Trims .....	41
00/01/04/05 Series No Latch Rail/Dummy Rim Device .....	42
Advantex Trim Cross Reference Matrix.....	44
Advantex Exit Device Cross Reference Matrix.....	48
Advantex Electrified Function Cross Reference Matrix .....	49
Electrified Options .....	50
<b>Advantex Easy Price Reference Chart .....</b>	<b>58</b>
Parts & Accessories.....	62

## TABLE OF CONTENTS (cont'd.)

### **VALUESERIES® (Premium Economical Exit Devices)**

#### Wide & Narrow Stile Devices

Value Series V40 Rim Device.....	68
Value Series V40xNS Narrow Stile Rim Device .....	69
Value Series V50/V51 Surface Vertical Rod Device.....	72
Value Series V50xNS/V51xNS Narrow Stile Surface Vertical Rod Device.....	73
Outside Trims for V40/V50/V51 Devices .....	74
Value Series Trim Cross Reference Matrix.....	77
Value Series Exit Device Cross Reference Matrix.....	78
Value Series Electrified Function Cross Reference Matrix .....	79
Electrified Options .....	80
<b>Value Series Easy Price Reference Chart .....</b>	<b>86</b>
Parts & Accessories .....	88

### ***Series 800***

Power Supplies.....	94
Power Supply Logic Controllers .....	96
Power Supply Accessories .....	97

### **Mullions**

90 Series .....	98
-----------------	----

### **AO19 SERIES® (Low Energy Automatic Door Operators)**

Automatic Operator - How to Order.....	100
Automatic Operator - AO19-1 (Single Door).....	101
Automatic Operator - AO19-2 (Pair of Doors).....	102
Automatic Operator - AO19-3 (Double Egress Doors) .....	103
Automatic Operator - AO19 Parts/Accessories .....	105

## TABLE OF CONTENTS (cont'd.)

### **ECL (Exit Control Locks)**

Exit Control Locks (ECL-230D, ECL-600) .....	113
Accessories (ECL-230D, ECL-600).....	114
Keepers and Strike Kits .....	115
Multi-Point Security (ECL-230DxVRA) .....	116
Exit Control Locks (ECL-230X Single Point Lock) .....	117
Exit Control Locks (ECL-230X 2-Point Lock) .....	118
Exit Control Locks (ECL-230X 3-Point Lock) .....	119
Exit Control Locks Trim (ECL-230X) .....	120
Hinge Side Bolts (DX1, DX2, DX3) .....	120
Exit Control Locks Accessories (ECL-230X) .....	121
Cylinders and Accessories .....	122
Rim or Mortise Cylinder? .....	123

### **EAX® (Exit Alarms)**

Exit Alarms - EAX-500 .....	124
Exit Alarms - EAX-2500 .....	125
Exit Alarms - EAX-3500 .....	126
Door Prop Alarms (EAX-300 Series and EAX-400 Series).....	127
Remote Alarms (CS-900 and CS-2900) .....	128
Door Switches .....	129
Accessories .....	130
Power Sources .....	131

### **Redi-Key**

Key Vaults.....	132
-----------------	-----

### **DTX® (Access Control)**

DTX-2000 Series .....	134
DTX-4000 Series How to Order.....	135
DTX-4000 Series .....	135
Options and Accessories .....	138
Anti-tailgate Pedestals.....	139

## TABLE OF CONTENTS (cont'd.)

### Miscellaneous

Keyswitches and Covers .....	140
Motion Sensor .....	140
Push Buttons .....	141
Electric Strikes.....	141
Electromagnetic Locks .....	142
Weatherized Horns/Strobes .....	142
Relay Kits .....	142
Power Transfers/Electric Hinges .....	143
Remote Indicating Panels.....	143

### Integrated Door Security Systems

#### ***EasyKit***<sup>®</sup>















Access Control Doors.....	149
Delayed Egress Doors.....	152
Weatherized Delayed Egress Doors .....	153
Electrified Dogging .....	154
Automatically Operated Doors.....	156

### Safety, Security and Risk Management

Order Conditions .....	160
<b>ProxiPen / TopGuard Patrol</b> .....	161
<b>RELIANT<sup>™</sup> PLUS</b> .....	162

Helpful Links .....	164
Support .....	165
DSI.....	166

# FINISHES CROSS REFERENCE CHART

BHMA	US	Description	BHMA	US	Description
	605 US3	Brass, bright - PVD		628 US28	Aluminum, satin
	606 US4	Brass, satin - PVD		629 US32	Stainless Steel, bright
	611 US9	Bronze, bright - PVD		630 US32D	Stainless Steel, satin
	612 US10	Bronze, satin - PVD		689 SP28	Lacquer-sprayed Aluminum
	613 US10B	Bronze, oil-rubbed		693 SPBLK	Black, painted
	625 US26	Chromium, bright (See Detex trims)		695 SP313	Dark Bronze, painted
	626 US26D	Chromium, satin		711 DC35	Anodized Aluminum, black

# ORDER CONDITIONS

**Prices:** Prices are subject to change without notice. **No prices are guaranteed;** all shipments will be made at prices prevailing at the time of receipt of order.

**Terms:** Net 45 days. Past due accounts may be subject to a shipping hold.

**Acceptance:** We reserve the right to decline an order, in whole or part, when the type or quantity of goods or creditworthiness of the purchaser is not satisfactory.

**Delivery:** All shipments are Ex Works\* Factory New Braunfels, Texas. **Freight allowance (ground service only) will be based on individual shipments of \$7,500 or more in the contiguous U.S. and Canada.** Most standard products in standard finish are typically built and shipped from Detex within 5 working days from receipt of order. Detex has consistently met the 5-day fill rate standard 99% of the time for the past 5 years. **To continue to provide this level of on-time production and maintain this fill rate, Detex must charge a 20% special handling fee for any order requiring shipping in less than 5 days.** Orders will ship prior to the 5th working day or you will not pay the 20% special handling fee. All orders are subject to factory acceptance and no guarantee is made that the order will ship prior to the 5th day.

**\*Ex Works:** It is the buyer's responsibility to get Detex products from the Detex factory to the buyer's warehouse. The buyer can appoint a shipping and freight-forwarding company to collect goods from the Detex factory and transport them to the buyer's warehouse, including insurance of goods.

**Returned Goods:** Materials may be returned for credit within **six (6) months** of purchase. No goods will be accepted for return unless a **Return Materials Authorization** has been issued. Contact your local representative with requests. **Returns must be unmounted and in original packaging.** Credit will be issued at price paid or current price, whichever is lower, less a minimum 25% restocking charge. **Obsolete, discontinued or special products are not returnable.**

**Special Order Items:** Detex Custom Engineered EasyKits, products made for a specific customer requirement and other specialized one-of-a-kind products are **non-returnable** and **non-cancelable**, and may require a prepayment of 50%. Exit devices can be precut at factory for \$75.

**Cancellation & Changes:** If orders have been entered for manufacturing, cancellations cannot be accepted without our permission and may be subject to a cancellation charge.

**Corrections:** We expressly reserve the right to correct clerical, stenographic and other obvious errors at any time.

## TOLL FREE FAX NUMBER FOR PLACING ORDERS

1-800-653-3839

## TOLL FREE NUMBER FOR PLACING ORDERS DIRECTLY TO OUR SALES DEPARTMENT

1-800-729-3839

or e-mail

sales@detex.com

International e-mail

export@detex.com

For the name of the representative / sales office in your area,  
see Local Sales Offices at [www.detex.com](http://www.detex.com)



Detex products can expose you to chemicals including Chromium (hexavalent compounds) and Lead, which are known to the State of California to cause cancer and birth defects or other reproductive harm. For more information go to [www.detex.com/prop65](http://www.detex.com/prop65)



# WARRANTIES

## DETEX LIMITED WARRANTY

The Detex product you have purchased is warranted to be free of defects in material and workmanship when properly applied, installed, used and maintained according to Detex installation instructions and maintenance manual. We will guarantee mechanical and electrical components and repair or replace any part that, upon our examination, proves to be defective under normal use and has failed to properly operate as designed. This does not apply to batteries or damage from leaking batteries.

**STANDARD WARRANTY PERIOD:** 10 years mechanical, 3 years electrical from date of purchase

### EXCEPTIONS TO STANDARD WARRANTY PERIOD:

- 3 years mechanical, 1 year electrical on AO19 Low Energy Operators, EAX Exit Alarms, BE Battery Eliminator, Series 800 Power Supplies and Controllers, DTX Access Control and MS Magnetic Switches
- 3 years mechanical on VRA 2-point vertical rods, 90KR and 90 mullions
- GCS ProxiPen: 3 years; Reliant DAU, 2 years; all other Guard Tour Verification products, 1 year

This warranty will be honored only upon presentation of proof that the product covered thereby was purchased directly from an authorized Detex Distributor. WE SHALL NOT BE LIABLE FOR ANY DIRECT, INCIDENTAL OR CONSEQUENTIAL LOSS OR DAMAGE ARISING OUT OF THE FAILURE OF THIS DEVICE.

Not under warranty for Weatherized and Non-Weatherized Door Hardware products

Specifically excluded and not covered under this warranty are (1) the effects of corrosion, erosion and normal wear and tear, (2) cosmetic damage to exit device finishes, including scratches, dents, chips and other similar damage, unless such damage results from defects in materials and workmanship, and (3) exposure to extreme climate changes or harsh chemicals.

The service life and appearance of finishes of most Detex products can be degraded if the product is used in certain environments that are subject to extreme climate changes or exposure to the presence of harsh chemicals. The conscientious performance of a comprehensive maintenance program on a regular basis will help to maximize the service life and preserve the appearance of the product. Information about recommended maintenance procedures can be found at

[www.detex.com/maintenance](http://www.detex.com/maintenance)

For full warranty information, including warranty for finish & weatherized products, see [www.detex.com/warranty](http://www.detex.com/warranty) or scan QR code



## Minimum Advertised Price (MAP) Policy

Detex has established a Minimum Advertised Price (MAP) policy for select products within this price book.

The MAP policy currently applies to the following products:

V40 EB  
ECL-230D  
EAX-500  
ProxiPen

For more information, visit [www.detex.com/map](http://www.detex.com/map)


Look for this symbol

MAP Policy Applies  
See page 9

# STANDARDS AND CERTIFICATIONS

Product	Type	Application	Fire Rated Openings	Certification Listing		Windstorm Listing	Mortise Cylinder Required	Limited Warranty
<b>Advantex</b>								
10 Series	Relatching Lock	Rim Exit	Yes*, 3hr UL Listed	UL Listed panic hardware	4140-0127:0105 3774-0127:0106 3725-0127:0108	FBC**	CD, EA, EI, EE, & EE ER	10/3 years
20 Series	Relatching 2-point Lock	SVR	Yes*, 3hr UL Listed	UL Listed panic hardware	4140-0127:0105 3774-0127:0106 3725-0127:0108	FBC**	CD, EA, EE, & EE ER	10/3 years
21 Series	Relatching Lock	SVR Top Rod Only	Yes*, 3hr UL Listed	UL Listed panic hardware	4140-0127:0105 3774-0127:0106 3725-0127:0108	No	CD, EA, EE, & EE ER	10/3 years
27 Series	Heavy Duty 2-point Relatching Lock	SVR	Yes*, 3hr UL Listed	UL Listed panic hardware	No	FEMA 361***	CD, EA, EE, & EE ER	10/3 years
30 Series	Mortise Lock	Mortise Exit Device	Yes*, 3hr UL Listed	UL Listed panic hardware	4140-0127:0105 3774-0127:0106 3725-0127:0108	No	CD, EA, EE, & EE ER	10/3 years
40 Series	Relatching Lock	Narrow Stile Rim Exit Device	Yes*, 3hr UL Listed	UL Listed panic hardware	4140-0127:0105 3774-0127:0106 3725-0127:0108	FBC**	CD, EA, EI, EE, & EE ER	10/3 years
50 Series	Relatching 2-point Lock	Narrow Stile SVR	Yes*, 3hr UL Listed	UL Listed panic hardware	4140-0127:0105 3774-0127:0106 3725-0127:0108	FBC**	CD, EA, EE, & EE ER	10/3 years
51 Series	Relatching Lock	Narrow Stile SVR Top Rod Only	Yes*, 3hr UL Listed	UL Listed panic hardware	4140-0127:0105 3774-0127:0106 3725-0127:0108	No	CD, EA, EE, & EE ER	10/3 years
60 Series	Relatching 2-point Lock	CVR for Aluminum Doors	Yes*, 3hr UL Listed	UL Listed panic hardware	4140-0127:0110 3774-0127:0106 3725-0127:0108	No	CD, EA, EE, & EE ER	10/3 years
61 Series	Relatching Lock	CVR for Aluminum Doors Top Rod Only	Yes*, 3hr UL Listed	UL Listed panic hardware	4140-0127:0110 3774-0127:0106 3725-0127:0108	No	CD, EA, EE, & EE ER	10/3 years
62 Series	Relatching 2-point Lock	CVR for Hollow Metal Doors	Yes*, 3hr UL Listed	UL Listed panic hardware	4140-0127:0110 3774-0127:0106 3725-0127:0108	No	CD, EA, EE, & EE ER	10/3 years
63 Series	Relatching Lock	CVR for Hollow Metal Doors Top Rod Only	Yes*, 3hr UL Listed	UL Listed panic hardware	4140-0127:0110 3774-0127:0106 3725-0127:0108	No	CD, EA, EE, & EE ER	10/3 years
70 Series	Relatching 2-point Lock	CVR for Wood Doors	Yes* 90 Min WH/ ETL Listed	UL Listed panic hardware	4140-0127:0110 3774-0127:0106 3725-0127:0108	No	CD, EA, EE, & EE ER	10/3 years
71 Series	Relatching Lock	CVR for Wood Doors Top Rod Only	Yes* 90 Min WH/ ETL Listed	UL Listed panic hardware	4140-0127:0110 3774-0127:0106 3725-0127:0108	No	CD, EA, EE, & EE ER	10/3 years
80 Series	Relatching 2-point Lock	CVR for Hollow Metal Doors	Yes*, 3hr UL Listed	UL Listed panic hardware	4140-0127:0110 3774-0127:0106 3725-0127:0108	No	CD, EA, EE, & EE ER	10/3 years
81 Series	Relatching Lock	CVR for Hollow Metal Doors Top Rod Only	Yes*, 3hr UL Listed	UL Listed panic hardware	4140-0127:0110 3774-0127:0106 3725-0127:0108	No	CD, EA, EE, & EE ER	10/3 years
82 Series	Relatching 2-point Lock	CVR for Aluminum Doors	Yes*, 3hr UL Listed	UL Listed panic hardware	4140-0127:0110 3774-0127:0106 3725-0127:0108	No	CD, EA, EE, & EE ER	10/3 years
83 Series	Relatching Lock	CVR for Aluminum Doors Top Rod Only	Yes*, 3hr UL Listed	UL Listed panic hardware	4140-0127:0110 3774-0127:0106 3725-0127:0108	No	CD, EA, EE, & EE ER	10/3 years
87 Series	Heavy-Duty 2-point Relatching Lock	CVR	Yes*, 3hr UL Listed	UL Listed panic hardware	No	FEMA 361***	CD, EA, EE, & EE ER	10/3 years
<b>Value Series</b>								
V40 Series	Relatching Lock	Rim Exit Device	Yes*, 3hr UL Listed	UL Listed panic hardware	4140-0127:0105 3774-0127:0106 3725-0127:0108	FBC**	CD, EB(W), EE, & EI	10/3 years
V50 Series	Relatching 2-point Lock	SVR	Yes*, 3hr UL Listed	UL Listed panic hardware	4140-0127:0105 3774-0127:0106 3725-0127:0108	FBC**	CD, EB(W), & EE	10/3 years
V51 Series	Relatching Lock	SVR Top Rod Only	Yes*, 3hr UL Listed	UL Listed panic hardware	4140-0127:0105 3774-0127:0106 3725-0127:0108	No	CD, EB(W), & EE	10/3 years

# STANDARDS AND CERTIFICATIONS

Product	Type	Application	Fire Rated Openings	Certification Listing		Windstorm Listing	Cylinder Type Required	Limited Warranty
AO19 Series	Low Energy Automatic Operator	Single, Pairs, and Double Egress Doors	WH Listed Fire Exit Hardware	ETL Listed ANSI 156.19	N/A	N/A	N/A	3/1 years
90KR	Keyed Removable Mullion	Pairs of Doors	3hr WH/ Intertek listed*	UL Listed	N/A	No	Rim	10 years
90R	Removable Mullions	Pairs of Doors	Contact Factory	UL Listed	N/A	FBC**	N/A	10 years
ECL-230D	Deadbolt Lock	9V Alarm	No	UL Listed panic hardware	4140-0127:0102	No	Rim	10 years
ECL-230D-PH	Deadbolt Lock	9V Alarm	No	UL Listed panic hardware	4140-0127:0102	No	Rim	10 years
ECL-230X	Deadbolt Lock	9V Alarm	No	UL Listed panic hardware	4140-0127:0109	FBC**	Rim	10 years
ECL-230X-TD	2-Point Deadbolt Lock	9V Alarm	No	UL Listed panic hardware	4140-0127:0109	No	Rim	10 years
ECL-230X-TB	SVR Non-Relatching Lock	9V Alarm	No	UL Listed panic hardware	4140-0127:0109	No	Rim	10 years
ECL-230X-TDB	3-Point Deadbolt Lock	9V Alarm	No	UL Listed panic hardware	4140-0127:0109	FBC**	Rim	10 years
ECL-600	Deadbolt & Relatching 2-Point Lock	9V Alarm	3hr WH/ETL listed	ETL Listed panic hardware	N/A	No	Rim	10 years
VRA-143	2-Point Vertical Rod Deadbolt Lock	N/A	No	UL Listed exit lock	N/A	No	N/A	3 years
EAX-300	Door Prop Alarm	9V Alarm	Yes§	ANSI 156.29 Listed	N/A	¶	Mortise	3 years
EAX-500	Door Mount Alarm	9V Alarm	Yes§	ANSI 156.29 Listed	N/A	¶	Mortise	3 years
EAX-2500	Wall Mount Door Alarm	12-24VAC Alarm	¶	ANSI 156.29 Listed	N/A	N/A	Mortise	3 years
EAX-3500	Timed Bypass Exit Alarm	24VAC / VDC Alarm	¶	N/A	N/A	N/A	Mortise	3 years
BE-961	Power Supply	9VDC Power Supply	∞	N/A	N/A	¶	N/A	3 years
Series 800	Power Supplies & Logic Controllers	Power Supplies w/ Logic	∞	UL Listed	3774-0127:0107	N/A	N/A	3 years
MS-2049	Magnetic Door Switch	Industrial grade	Yes§	UL Listed	N/A	N/A	N/A	3 years
MS-1039/59	Magnetic Switch	Standard grade	No	UL Listed	N/A	N/A	N/A	3 years
DTX Series	Access Keypad / Card Readers	Access Control	∞	N/A	N/A	N/A	N/A	3 years

\* Add Prefix "F" for Fire Exit Hardware

\*\*Add Prefix "H" for Florida Building Code Hurricane component

\*\*\* Add prefix "T" for FEMA rated hardware

For detailed windstorm and fire listings, visit [detex.com/PROVEN](http://detex.com/PROVEN)

¶ Wall mounted - may be used with Rated Openings - use fire door accessory (see MS-2049)

∞ Allowed with fire-rated doors, but product itself is not fire-rated

§ UL Listed Miscellaneous Fire Door Accessory

10/3 year warranty = 10-year limited warranty on mechanical components

3-year limited warranty on electrical components

3/1 year warranty = 3-year limited warranty on mechanical components

1-year limited warranty on electrical components





(03C shown)

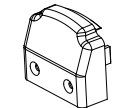


08D with S Lever  
(Standard) - shown

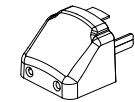


(1010D shown)

**NOTE:**  
For all trim  
information  
and graphics  
see page 20



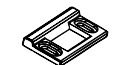
(EC2  
Endcap)



(EC1  
Endcap)



(94 Strike)



(98 Strike)

		Finishes					
		Device	630 (Std.)	628	693, 695	605, 611, 613, 629	
Device Only - Exit Only		10	\$1,268	\$1,150	\$1,199	\$1,499	\$1,599
		Device/ Function/Trim	630/630	628/630	630/626	628/626	
Device with pull trim	01 Exit only, cover plate	1001C	\$1,458	\$1,340	\$1,458	\$1,758	\$1,858
		1001W	\$1,433	\$1,315	\$1,389	\$1,694	\$1,798
	02 Dummy pull trim	1002C	\$1,567	\$1,449	\$1,578	\$1,838	\$1,938
		1002Z	\$1,917	\$1,799	N/A	N/A	N/A
	03 Key Retracts Latch pull trim	1003C	\$1,577	\$1,459	\$1,643	\$1,868	\$1,968
		1003Z	\$1,917	\$1,799	N/A	N/A	N/A
03 Key Retracts Latch cylinder trim	1003W	\$1,433	\$1,315	\$1,389	\$1,694	\$1,814	
	1003WS	\$1,433	\$1,315	\$1,375	\$1,698	\$1,814	
Device with lever trim	01 Blank Escutcheon	1001D	\$1,700	\$1,582	\$1,668	\$1,991	\$2,136
	02 Dummy Lever Trim	1002D	\$1,700	\$1,582	\$1,668	\$1,991	\$2,136
	08 Key Locks/Unlocks Lever	1008D	\$1,802	\$1,684	\$1,797	\$2,097	\$2,233
	09 Key Unlocks Lever; Locked when key removed	1009D	\$1,802	\$1,684	\$1,797	\$2,097	\$2,233
	10 Double Cylinder	1010D	\$1,971	\$1,853	\$1,902	\$2,202	\$2,302
	14 Lever Always Active	1014D	\$1,802	\$1,684	\$1,797	\$2,097	\$2,233
	EU Electric Lock/Unlock	10EU	\$2,373	\$2,255	\$2,313	\$2,628	\$2,750

**Trilogy Mechanical & Electronic Pushbutton Access Control Lever Trim - See EasyKit/Access Control Doors/ACD Section**

**DEVICE COMES STANDARD WITH:**

- Same finish, device exterior (except 628 finish which includes stainless steel cover, pushpad and endcap)
- EC1 Ramped Endcap - Heavy Duty
- HD Hex Dogging
- 36" 36" Device for 3-foot doors
- 99 Surface Strike



(99 Strike)

**OPTIONS**

F Fire Rated - Specify prefix F (ex. F1001)	Add \$150
H Hurricane Rated - Specify prefix H (ex. H1001)	Add \$75
FH Fire Rated/Hurricane Rated - Specify prefix FH (ex. FH1001)	Add \$225
W Weatherized (Mechanical only - For weatherized electrified functions, see Electrified Options)	Add \$200
<b>Electrified Options - see pages 50-56</b>	
Custom lengths - Specify size (min. 24" to max. 48") Note: See Electrified Options for availability on devices shorter than 30", certain sizes come with EC2 endcap	Add \$75
48" 48" Device for 4-foot doors	Add \$31
EC2 Flush Endcap	No charge when ordered with device
AM Anti-Microbial (AM coating applied to pushpad, pull handles, and lever handles only)	Add \$60
KS Keystop Installed (alarm always armed when key removed)	Add \$5
SN1 Sex Nuts / Throughbolts (Device with trim requires 1 set / Device only requires 3 sets)	\$16 PER SET
SLR Silent Pushpad Return	Add \$75
CD Cylinder Dogging	No charge when ordered with device
LD Less Dogging	No charge when ordered with device
94 Double Door Strike available - see page 62	No charge when ordered with device
98 Semi-Mortise Strike	No charge when ordered with device

**NOTE - Cylinders not included. Products on this page can be ordered with cylinders (C65) or Interchangeable core housings (IC7) pre-installed at Detex prior to shipping (See page 63).**

# ADVANTEX® 20/21 SERIES (WIDE SURFACE VERTICAL ROD)

## RATING

For no rating, leave blank  
**H** = Hurricane Rated  
**F** = Fire Rated (Less/No Dogging Only) - Fire Bin included for F21  
**FH** = Hurricane and Fire Rated

## KNURLING

For no knurling, leave blank  
**KN** = Knurled (lever trim only)

## SERIES TYPE

**20** = SVR, wide stile  
**20xW** = Weatherized SVR, wide stile (non-electrified)  
**21** = SVR, top rod only, wide stile  
**21xW** = Weatherized SVR, top rod only, wide stile (non-electrified)  
**27** = SVR, high security, FEMA rated  
**T27** = SVR, high security, FEMA rated

## OUTSIDE TRIM / DEVICE FINISH

**605** = Polished brass (PVD)  
**606** = Brushed brass (PVD)  
**611** = Polished bronze (PVD)  
**612** = Brushed bronze (PVD)  
**613** = Oil rubbed bronze  
**625** = Polished chrome  
**626** = Brushed chrome (std. on lever trims)  
**628** = Aluminum, powder coated (device only)  
**629** = Polished stainless steel  
**630** = Brushed stainless steel (std. on pull trims & device)  
**633** = Black, powder coated  
**693** = Dark bronze, powder coated

## DOGGING FUNCTION

**LD** = Less/No dogging  
**HD** = Hex key dogging  
**CD** = Cylinder key dogging

## STRIKES

**97** = Surface

## PRE-INSTALLED CYLINDERS

If cylinders provided by others, leave blank  
**MC65** = Mortise Cylinder(s) 6pin/Keyed 5  
**IC7** = Mortise Cylinder(s) SFIC housing  
**IK7** = Mortise Cylinder(s) Instakey housing  
**RC65** = Rim Cylinder(s) 6pin/Keyed 5  
**IC7R** = Rim Cylinder(s) SFIC housing  
**IK7R** = Rim Cylinder(s) Instakey housing

## ANTIMICROBIAL

For no coating, leave blank  
**AM** = Antimicrobial Coating

## ENDCAP

**EC1** = Ramped endcap\*  
**EC2** = Flush endcap

## FASTENERS

For standard machine, wood & self-drilling screws, leave blank  
**SN1** = Sex Nuts/Throughbolts

## SILENCER

For standard pushpad, leave blank  
**SLR** = Silent Latch & Pushpad

## POWER TRANSFERS

For no power transfers, leave blank  
**FC3** = 3 Flex Conduit  
**FC10** = 10 Flex Conduit  
**FC3W** = 3 Weatherized Flex Conduit  
**FC10W** = 10 Weatherized Flex Conduit  
**PT5** = Power Transfer  
**EH8** = Electric Hinge

## DOOR WIDTH

**24"** wide door  
**30"** wide door  
**36"** wide door (3")\*  
**48"** wide door (4)

## DOOR HEIGHT/SVR HEIGHT

For 84" door heights, leave blank  
**84"** high door  
**96"** high door  
**120"** high door

## KEYSTOP

For no key/stop, leave blank  
**KS** = Keystop (Available with EA, EB W, EE, EE ER, EI functions)

## SWITCHING

For no switching, leave blank  
**LX** = Latch Bolt Signal Switch  
**LXV** = Latch Bolt 3Amp Current Switch

## ELECTRIFIED FUNCTION

For no electrified function, leave blank

### Standard

**EA** = Hardwired Electric Alarm  
**EA EX** = Exit Alarm with Request To Exit (Signal) Switch  
**EA EXV** = Exit Alarm with Request To Exit (3Amp Current) Switch  
**ED** = Electric Dogging  
**EX** = Request To Exit (Signal) Switch  
**EXV** = Request To Exit (3Amp Current) Switch

### Delayed Egress

Select Arming Delay, Delayed Egress Time and Silent Arming  
**EE** = Delayed Egress  
**Power Supply for Delayed Egress**  
 Comes standard with 90-800 power supply  
**Single** = (1) 90-800 w/o bat backup  
**Pair** = (1) 90-800 w/o bat backup

## Weatherized Alarms

Select Arming Time and Auto Rarm  
**EB W** = Electric Battery Operated Exit Alarm Weatherized  
**EB EX W** = Electric Battery Operated Exit Alarm Weatherized with Request To Exit (Signal) Switch  
**EB EXV W** = Electric Battery Operated Exit Alarm Weatherized with Request To Exit (3Amp Current) Switch

## Latch Retraction

**ER EX** = Electric Latch Retraction with Request To Exit Switch (silencer standard)  
**ER EX W** = Electric Latch Retraction Weatherized with Request To Exit Switch (silencer standard)

## Power Supply / Controller for Latch Retraction Only (ER EX & ER EX W)

Order/Sold Separately  
**Single** = 81-800  
**Pair** = 82-800  
**2 Independent Singles** = 83-800

## Weatherized Others

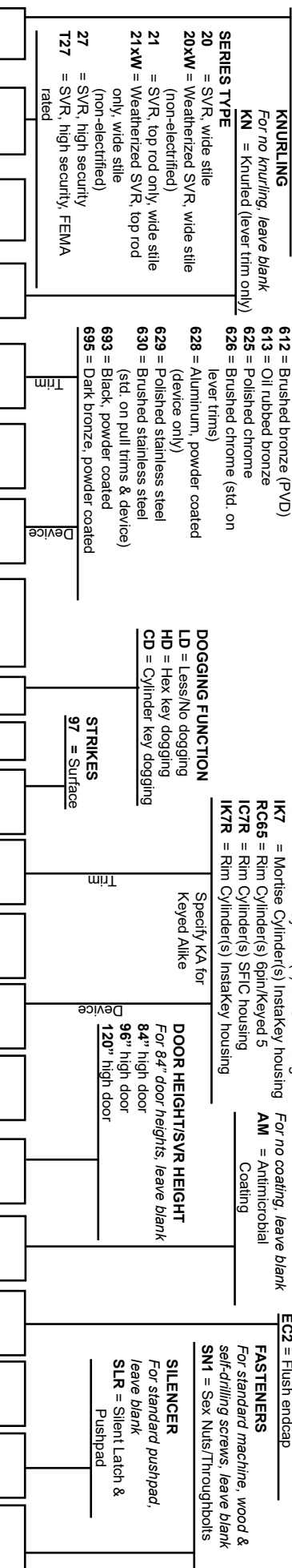
**ER EX W** = Electric Latch Retraction Switch (silencer standard)  
**EX W** = Request To Exit (Signal) Switch Weatherized  
**EXV W** = Request To Exit (3Amp Current) Switch Weatherized  
**WDE** = Weatherized Delayed Egress (see EasyKits)

## Delayed Egress/Latch Retraction

**EE ER** = Delayed Egress with Electric Latch Retraction (silencer standard)

## Required Power Supply / Controller for Delayed Egress with Latch Retraction (EE ER)


Order/Sold Separately  
**Single EE ER** = 84-800  
**Pair of EE ER** = 85-800  
**One EE ER and One EE** = 85-800 EE  
**One EE ER and One ER** = 85-800 ER



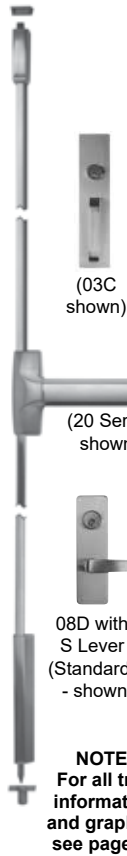
Fire-rated trims must be fall safe (FSA)  
 \*\*Other FSB levers available: 1016, 1035, 1058, 1075, 1093, 1119, 1147. FSB levers available in 630 finish only. See catalog pages for more information.

NOTE: \* = default/standard

Also see online version at [detex.com/hto](http://detex.com/hto)



Detex products can expose you to chemicals including Chromium (hexavalent compounds) and Lead, which are known to the State of California to cause cancer and birth defects or other reproductive harm. For more information go to [www.detex.com/propp65](http://www.detex.com/propp65)



	Top & Bottom Rod Device	Top Rod Only Device	Finishes				
			630 (Std.)	628	693, 695	606, 612	605, 611, 613, 629
Device Only - Exit Only	20	21	\$2,003	\$1,710	\$1,891	\$2,030	\$2,368
Outside Function	Device/Function/Trim		630/630	628/630			
01 Exit only, cover plate	2001C	2101C	\$2,193	\$1,900	\$2,150	\$2,289	\$2,627
	2001W	2101W	\$2,168	\$1,875	\$2,081	\$2,225	\$2,567
02 Dummy pull trim	2002C	2102C	\$2,302	\$2,009	\$2,270	\$2,369	\$2,707
	2002Z	2102Z	\$2,652	\$2,359	N/A	N/A	N/A
03 Key Retracts Latch pull trim	2003C	2103C	\$2,312	\$2,019	\$2,335	\$2,899	\$2,737
	2003Z	2103Z	\$2,652	\$2,359	N/A	N/A	N/A
03 Key Retracts Latch cylinder trim	2003W	2103W	\$2,168	\$1,875	\$2,081	\$2,225	\$2,583
	2003WS	2103WS	\$2,168	\$1,875	\$2,067	\$2,229	\$2,583
			630/626	628/626			
01 Blank Escutcheon	2001D	2101D	\$2,435	\$2,142	\$2,360	\$2,522	\$2,905
02 Dummy Lever Trim	2002D	2102D	\$2,435	\$2,142	\$2,360	\$2,522	\$2,905
08 Key Locks/Unlocks Lever	2008D	2108D	\$2,537	\$2,244	\$2,489	\$2,628	\$3,002
09 Key Unlocks Lever; Locked when key removed	2009D	2109D	\$2,537	\$2,244	\$2,489	\$2,628	\$3,002
14 Lever Always Active	2014D	2114D	\$2,537	\$2,244	\$2,489	\$2,628	\$3,002
EU Electric Lock/Unlock	20EU	21EU	\$3,108	\$2,815	\$3,005	\$3,159	\$3,519

Device with pull trim

Device with lever trim

(03C shown)

(20 Series shown)

08D with S Lever (Standard) - shown

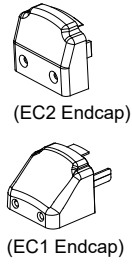
**Note: Devices are shipped RHR unless specified LHR (Field Reversible)**

**DEVICE COMES STANDARD WITH:**

- Rod, Latch and ADA Bottom Bolt Covers
- Same finish, device exterior (except 628 finish which includes stainless steel cover, pushpad and endcap)
- EC1 Ramped Endcap - Heavy Duty

- HD Hex Dogging
- 36" 36" Device for 3-foot doors
- 84" 84" Rods for 7-foot doors
- 97 Surface Strike
- 97 Dust Proof Bottom Strike (20 Series only)
- (97 Surface Strike)
- (97 Dust Proof Bottom Strike)

**NOTE:**  
For all trim information and graphics see page 20



**OPTIONS**

F Fire Rated - Specify prefix F (ex. F2001) - Fire pin included for F21 Series Only	Add \$150
H Hurricane Rated - Specify prefix H (ex. H2001)	Add \$75
FH Fire Rated/Hurricane Rated - Specify prefix FH (ex. FH2001)	Add \$225
W Weatherized (Mechanical only - For weatherized electrified functions, see Electrified Options)	Add \$200
<b>For Electrified Options see pages 50-56</b>	
Custom lengths - Specify size (min. 24" to max. 48")	Add \$75
Note: See Electrified Options for availability on devices shorter than 30", certain sizes come with EC2 endcap	
48" 48" Device for 4-foot doors	Add \$31
96" Add for 8-foot doors	Add \$30
120" Add for 10-foot doors	Add \$75
EC2 Flush Endcap	No charge when ordered with device
AM Anti-Microbial (AM coating applied to pushpad, pull handles, and lever handles only)	Add \$60
SN1 Sex Nuts / Throughbolts (20 device with trim requires 3 sets / 20 device only requires 5 sets) (21 device with trim requires 2 sets / 21 device only requires 4 sets)	\$16 PER SET
KS Keystop Installed (alarm always armed when key removed)	Add \$5
SLR Silent Pushpad Return	Add \$75
CD Cylinder Dogging	No charge when ordered with device
LD Less Dogging	No charge when ordered with device

**NOTE - Cylinders not included. Products on this page can be ordered with cylinders (C65) or interchangeable core housings (IC7) pre-installed at Detex prior to shipping (See page 63).**

**NOTE - Application note for 2' device (Available on Surface Vertical Device. Will ship less UL Fire label):**  
When vertical rod devices are used on both doors of a pair, operation of the inactive door (smaller door) will not disengage the active door, creating a potential safety issue for those using the inactive door during an emergency.

## 27 SERIES HIGH SECURITY SURFACE VERTICAL ROD EXIT DEVICES

**27 SERIES ROD COVERS SOLD SEPARATELY**

Advantex



	Top & Bottom Rod Device	Finishes					
		630 (Std.)	628	693, 695	606, 612	605, 611, 613, 629	
Device Only - Exit Only	27	\$2,648	N/A	\$2,489	\$2,815	\$3,125	
Outside Function	Device/Function/Trim	630/630	628/630				
Device with pull trim	01 Exit only, cover plate	2701C 2701W	\$2,838 \$2,813	N/A N/A	\$2,748 \$2,679	\$3,074 \$3,010	\$3,384 \$3,324
	02 Dummy pull trim	2702C 2702Z	\$2,947 \$3,297	N/A N/A	\$2,868 N/A	\$3,154 N/A	\$3,464 N/A
	03 Key Retracts Latch pull trim	2703C 2703Z	\$2,957 \$3,297	N/A N/A	\$2,933 N/A	\$3,184 N/A	\$3,494 N/A
		03 Key Retracts Latch cylinder trim	2703W 2703WS	\$2,813 \$2,813	N/A N/A	\$2,679 \$2,665	\$3,010 \$3,014

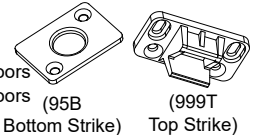
628/626							
Device with lever trim	01 Blank Escutcheon	2701D	\$3,080	N/A	\$2,958	\$3,307	\$3,662
	02 Dummy Lever Trim	2702D	\$3,080	N/A	\$2,958	\$3,307	\$3,662
	08 Key Locks/Unlocks Lever	2708D	\$3,182	N/A	\$3,087	\$3,413	\$3,759
	09 Key Unlocks Lever; Locked when key removed	2709D	\$3,182	N/A	\$3,087	\$3,413	\$3,759
	14 Lever Always Active	2714D	\$3,182	N/A	\$3,087	\$3,413	\$3,759
	EU Electric Lock/Unlock	27EU	\$3,753	N/A	\$3,603	\$3,944	\$4,276

**Note: Devices are shipped RHR unless specified LHR (Field Reversible)**

**DEVICE COMES STANDARD WITH:**

- Latch Covers
- Same finish, device exterior (except 628 finish which includes stainless steel pushpad and endcap)
- EC1 Ramped Endcap - Heavy Duty

- HD Hex Dogging
- 36" 36" Device for 3-foot doors
- 84" 84" Device for 7-foot doors



**OPTIONS**

- T Tornado Rated (maximum 42" wide and 88" tall) Add \$75
- F Fire Rated (Contact Factory) Add \$150

W Weatherized (Mechanical only - For weatherized electrified functions, see Electrified Options) Add \$200  
**For Electrified Options see pages 50-56**

Custom lengths - Specify size (min. 24" to max. 48") Add \$75  
 Note: See Electrified Options for availability on devices shorter than 30", certain sizes come with EC2 endcap

- 48" 48" Device for 4'0" doors Add \$31
- 96" Add for 8' doors Add \$30
- 120" Add for 10' doors Add \$75
- EC2 Flush Endcap No charge when ordered with device

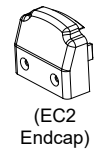
- AM Anti-Microbial (AM coating applied to pushpad, pull handles, and lever handles only) Add \$60
- SN1 Sex Nuts / Throughbolts (Device with trim requires 3 sets / Device only requires 5 sets) \$16 PER SET
- KS Keystop Installed (alarm always armed when key removed) Add \$5
- SLR Silent Pushpad Return Add \$75

CD Cylinder Dogging (Cylinder Dogging and Hex Dogging not available with Tornado Rated Device - Contact factory for electrified dogging options) No charge when ordered with device

LD Less Dogging No charge when ordered with device

**NOTE - Cylinders not included. Products on this page can be ordered with cylinders (C65) or Interchangeable core housings (IC7) pre-installed at Detex prior to shipping (See page 63).**

**NOTE - When vertical rod devices are used on both doors of a pair, operation of the inactive door (smaller door) will not disengage the active door, creating a potential safety issue for those using the inactive door during an emergency.**





## NOTES

# ADVANTEX® 30 SERIES (MORTISE)

## RATING

For no rating, leave blank  
 "F" = Fire Rated (Less/No Dogging Only)

## OUTSIDE TRIM / DEVICE FINISH

- 605 = Polished brass (PVD)
- 606 = Brushed brass (PVD)
- 611 = Polished bronze (PVD)
- 612 = Brushed bronze (PVD)
- 613 = Oil rubbed bronze
- 625 = Polished chrome
- 626 = Brushed chrome (std. on lever trims)
- 628 = Aluminum, powder coated (device only)
- 629 = Polished stainless steel
- 630 = Brushed stainless steel (std. on pull trims & device)
- 693 = Black, powder coated
- 695 = Dark bronze, powder coated

## STRIKES

- 90 = Non-handed curved lip
- 91 = ANSI flat lip
- 92 = Double door short open back
- 93 = Double door long open back

## PRE-INSTALLED CYLINDERS

If cylinders provided by others, leave blank  
 MC65 = Mortise Cylinder(s) 6pin/Keyed 5  
 IC7 = Mortise Cylinder(s) SFC housing  
 IK7 = Mortise Cylinder(s) Instakey housing  
 RC65 = Rim Cylinder(s) 6pin/Keyed 5  
 IC7R = Rim Cylinder(s) SFC housing  
 IK7R = Rim Cylinder(s) Instakey housing

## POWER TRANSFERS

For no power transfers, leave blank  
 FC3 = 3' Flex Conduit  
 FC-10 = 10' Flex Conduit  
 PFS = Power Transfer  
 EHS = Electric Hinge

## ENDCAP

EC1 = Ramped endcap\*  
 EC2 = Flush endcap

## ANTIMICROBIAL

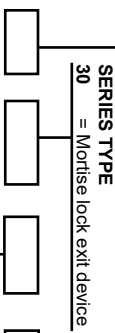
For no coating, leave blank  
 AM = Antimicrobial Coating

## FASTENERS

For standard machine, wood & self-drilling screws, leave blank  
 SN1 = Sex Nuts/ Throughbolts

## SILENCER

For standard pushpad, leave blank  
 SLR = Silent Latch & Pushpad



## OUTSIDE TRIM FUNCTION

- For no outside trim, leave blank
- 01CM = Exit only, blank plate
- 01WM = Dummy pull trim, Wide blank plate - long
- 02CM = Dummy pull trim
- 03CM = Key retracts latch; pull trim
- 03WM = Key retracts latch; wide plate - long
- 04DM = Blank escutcheon; Wide lever handle (handed) (J, Q, S, T, U or FSB1076 lever)\*\*
- 02DM = Dummy lever trim
- 08DM = Active lever, key locks / unlocks lever; Wide lever handle (handed) (J, Q, S, T, U or FSB1076 lever\*\*)

## DOOR HANDING

RHR = Right hand reverse\*  
 LHR = Left hand reverse

## DOGGING FUNCTION

LD = Less/No dogging  
 HD = Hex key dogging  
 CD = Cylinder key dogging

## KEYSTOP

For no keystop, leave blank  
 KS = Key/stop (Available with EA, EE, EE ER, EI functions)

## ELECTRIFIED FUNCTION

For no electrified function, leave blank

### Standard

- EA = Hardwired Electric Alarm
- EA EX = Exit Alarm with Request To Exit (Signal) Switch
- EA EXV = Exit Alarm with Request To Exit (3Amp Current) Switch
- ED = Electric Dogging
- EX = Request To Exit (Signal) Switch
- EXV = Request To Exit (3Amp Current) Switch
- ES = Electric Switching (dead latch & OKC switches)

### Delayed Egress

Select Arming Delay, Delayed Egress Time and Silent Arming  
 EE = Delayed Egress

### Power Supply for Delayed Egress

Comes standard with 90-800 power supply  
 Single = (1) 90-800 w/o bat backup  
 Pair = (1) 90-800 w/o bat backup

### Latch Retraction

ER EX = Electric Latch Retraction with Request To EE ER Exit Switch (silencer standard)

### Power Supply / Controller for Latch Retraction Only (ER EX)

Order/Sold Separately  
 Single = 81-800  
 Pair = 82-800  
 2 Independent Singles = 83-800

### Delayed Egress/Latch Retraction

= Delayed Egress with Electric Latch Retraction (silencer standard)

### Required Power Supply / Controller for Delayed Egress with Latch Retraction (EE ER)

Order/Sold Separately  
 Single EE ER = 84-800  
 Pair of EE ER = 85-800  
 One EE ER and One EE = 85-800 EE  
 One EE ER and One ER = 85-800 ER


Fire-rated trims must be full safe (FSA)

\*\*Other FSB levers available: 1016, 1035, 1058, 1075, 1093, 1119, 1147. FSB levers available in 630 finish only. See catalog pages for more information.

NOTE: \* = default/standard

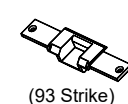
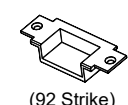
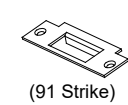
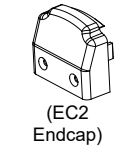
Also see online version at [detex.com/hto](http://detex.com/hto)

March 22, 2019






**NOTE:**  
For all trim information and graphics see page 20



		Finishes					
		Device	630 (Std.)	628	693, 695	606, 612	605, 611, 613, 629
Device Only - Exit Only		30	\$1,929	\$1,686	\$1,803	\$1,946	\$2,297
Outside Function		Device/Function/Trim	630/630	628/630			
Device with pull trim	01 Exit only, cover plate	3001CM 3001WM	\$2,119 \$2,094	\$1,876 \$1,993	\$2,062 \$1,993	\$2,205 \$2,141	\$2,556 \$2,496
	02 Dummy pull trim	3002CM	\$2,228	\$2,182	\$2,182	\$2,285	\$2,636
	03 Key Retracts Latch pull trim	3003CM	\$2,238	\$2,247	\$2,247	\$2,315	\$2,666
	03 Key Retracts Latch cylinder trim	3003WM	\$2,094	\$1,993	\$1,993	\$2,141	\$2,512
			<b>630/626</b>	<b>628/626</b>			
Device with lever trim	01 Blank Escutcheon	3001DM	\$2,361	\$2,118	\$2,272	\$2,438	\$2,834
	02 Dummy Lever Trim	3002DM	\$2,361	\$2,118	\$2,272	\$2,438	\$2,834
	08 Key Locks/Unlocks Lever	3008DM	\$2,463	\$2,220	\$2,401	\$2,544	\$2,931
	09 Key Unlocks Lever; Locked when key removed	3009DM	\$2,463	\$2,220	\$2,401	\$2,544	\$2,931
	10 Double Cylinder	3010DM	\$2,632	\$2,389	\$2,506	\$2,649	\$3,000
	14 Lever Always Active	3014DM	\$2,463	\$2,220	\$2,401	\$2,544	\$2,931
	EU Electric Lock/Unlock	30EUxDM	\$3,034	\$2,791	\$2,917	\$3,075	\$3,448

**DEVICE COMES STANDARD WITH:**

Same finish, device exterior (except 628 finish which includes stainless steel cover, pushpad and endcap)	HD Hex Dogging	
EC1 Ramped Endcap - Heavy Duty	36" 36" Device for 3-foot doors 90 Non-Handed Curved Lip Strike	

**OPTIONS**

F Fire Rated - Specify prefix F (ex. F3001) Add \$150

**For Electrified Options see pages 50-56**

Custom lengths - Specify size (min. 26" to max. 48") Add \$75

Note: See Electrified Options for availability on devices shorter than 30", certain sizes come with EC2 endcap

48" 48" Device for 4-foot doors Add \$31  
EC2 Flush Endcap No charge when ordered with device

AM Anti-Microbial (AM coating applied to pushpad, pull handles, and lever handles only) Add \$60

SN1 Sex Nuts / Throughbolts (Device with trim requires 3 sets / Device only requires 5 sets) \$16 PER SET

KS Keystop Installed (alarm always armed when key removed) Add \$5

SLR Silent Pushpad Return Add \$75

CD Cylinder Dogging No charge when ordered with device  
LD Less Dogging No charge when ordered with device









91 ANSI Flat Lip Strike Add \$5

92 Double Door Short Open Back Strike Add \$33

93 Double Door Long Open Back Strike Add \$29

**NOTE - Cylinders not included. Products on this page can be ordered with cylinders (C65) or Interchangeable core housings (IC7) pre-installed at Detex prior to shipping (See page 63).**

### PLATES AND PULL TRIMS

W Trim for 10/20/21 Series Devices WM Trim (30 Series)		WS Trim for 10/20/21/27 Series Devices	C Trim for 10/20/21/27 Series Devices CM Trim (30 Series) S Handle			Z Trim for 10/20/21 Series Devices
 01W/ 01WM	 03W/ 03WM	 03WS	 01C/ 01CM	 02C/ 02CM	 03C/ 03CM	 02Z  03Z Specify Handing

			Finishes				
Function	Description	Trim	625, 626	630 (Std.)	693, 695	606, 612	605, 611, 613, 625, 629
01	Exit only, cover plate	W, WM	N/A	\$165	\$190	\$195	\$199
03*	Key retracts latch	W, WM	N/A	\$165	\$190	\$195	\$215
03*	Key retracts latch	WS**	\$165	N/A	\$176	\$199	\$215
01	Exit only, cover plate	C, CM	N/A	\$190	\$259	\$259	\$259
02	Dummy pull	C, CM	N/A	\$299	\$379	\$339	\$339
03*	Key retracts latch	C, CM	N/A	\$309	\$444	\$369	\$369
02	Dummy vandal pull	Z	N/A	\$649	N/A	N/A	N/A
03*	Key retracts latch vandal pull	Z	N/A	\$649	N/A	N/A	N/A


\* 03 function cylinder sold separately. C, W and Z trims require rim cylinder. WM and CM trims require mortise cylinder - see page 63

**NOTE: 02Z and 03Z Trims are shipped RHR unless specified LHR**



### LEVER TRIMS

#### D Trim - for 10/20/21/27 Series Devices DM Trim - for 30 Series Device

 08D/DM 09D/DM	 02D/DM 14D/DM	 S Lever (Std.)	 T Lever	 U Lever
--	--	--	--	---

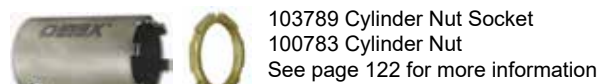
			Finishes				
Function	Description	Trim	Lever	626 (Std.)	693, 695	606, 612	605, 611, 613, 625 <sup>Ω</sup>
01	Blank Escutcheon	D, DM	N/A	\$432	\$469	\$492	\$537
02	Dummy lever	D, DM	S, T or U	\$432	\$469	\$492	\$537
08*	Key locks/unlocks lever	D, DM	S, T or U	\$534	\$598	\$598	\$634
09*	Key unlocks lever; locked when key removed	D, DM	S, T or U	\$534	\$598	\$598	\$634
14	Lever always active	D, DM	S, T or U	\$534	\$598	\$598	\$634

Trilogy Mechanical & Electronic Push Button Access Control Lever Trim - Sold with Exit Device Only (See EasyKit/Access Control Doors/ACD Section)

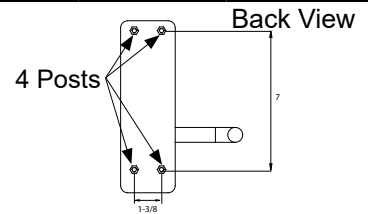
\* Mortise cylinder not included (order separately - see page 63)

<sup>Ω</sup>Use 625 finish for lever trim to match 629 exit device finish.

**NOTE: Lever Trims are shipped RHR unless specified LHR (02, 08, 09 and 14 are Field Reversible)**



### EU Electrified Lever Trim - for 10/20/21 Series Devices EUxDM Electrified Lever Trim - for 30 Series Device



Function	Description	Trim	Lever	Finishes			
				626 (Std.)	693, 695	606, 612	605, 611, 613, 625 <sup>Ω</sup>
EU*	Electric Lock/Unlock	EU, EUxDM	S, T or U	\$1,105	\$1,114	\$1,129	\$1,151

(For EU specify Fail Secure [FSE - std.] or Fail Safe [FSA] and specify handing - not field reversible)

\* Mortise cylinder not included (order separately - see page 63)

<sup>Ω</sup>Use 625 finish for lever trim to match 629 exit device finish.

**NOTE: Lever Trims are shipped RHR unless specified LHR (02, 08, 09 and 14 are Field Reversible)**






Also available 12VDC - Specify 12VDC

# FSB

## FSB LEVERS

### Wide Stile FSB Levers For Use With 10/20/21/27/30 Series (long lead times apply)



Example 08DFSB1076

Function	Description	Trim	Lever	Finishes			
				630 (Std.)	693, 695	606, 612	605, 611, 613, 629
02	Dummy lever	D, DM	FSB____†	\$838			
08*	Key locks/unlocks lever	D, DM	FSB____†	\$878			
09*	Key unlocks lever; locked when key removed	D, DM	FSB____†	\$878			
14	Lever always active	D, DM	FSB____†	\$878			
EU*	Electric Lock/Unlock	EU, EUxDM	FSB____†	\$1,364			

(For EU specify Fail Secure [FSE - std.] or Fail Safe [FSA] and specify handing - not field reversible)

FSB Lever Trims available in 630 / US32D Brushed Stainless Steel finish only

\* Mortise cylinder not included (order separately - see page 63)

**NOTE: Lever Trims are shipped RHR unless specified LHR (02, 08, 09 and 14 are Field Reversible)**

† To order, use FSB then 4-letter designator. (Example: FSB1076)



# ADVANTEX® 40 SERIES (NARROW RIM)

## POWER TRANSFERS

For no power transfers: leave blank  
**FC3** = 3" Flex Conduit  
**FC10** = 10" Flex Conduit  
**FC3W** = 3" Weatherized Flex Conduit  
**FC10W** = 10" Weatherized Flex Conduit

**PTS** = Power Transfer  
**E8H** = Electric Hinge

**FASTENERS**  
 For standard machine, wood & self-drilling screws, leave blank  
**SN1** = Sex Nuts/Throughbolts (Hurricane rated hardware includes sex nuts for latch bolt)

**SILENCER**  
 For standard pushpad, leave blank  
**SLR** = Silent Latch & Pushpad

**ANTIMICROBIAL**  
 For no coating, leave blank  
**AM** = Antimicrobial Coating

**DOOR WIDTH**  
 24" wide door  
 30" wide door  
 36" wide door (3")  
 48" wide door (4")

**DOOR HANDING**  
**RHR** = Right hand reverse\*  
**LHR** = Left hand reverse

**KEYSTOP**  
 For no keystop, leave blank  
**KS** = Keystop (Available with EA, EB W, EE, EE ER, EI functions)

**DOGGING FUNCTION**  
**LD** = Less/No dogging  
**HD** = Hex key dogging  
**CD** = Cylinder key dogging

**STRIKES**  
**98** = Semi-Mortise\*  
**99** = Surface

**PRE-INSTALLED CYLINDERS**  
 If cylinders provided by others, leave blank  
**MC65** = Mortise Cylinder(s) 6pin/Keyed 5  
**IC7** = Mortise Cylinder(s) SFIC housing  
**IK7** = Mortise Cylinder(s) 6pin/Keyed 5  
**RC65** = Rim Cylinder(s) SFIC housing  
**ICTR** = Rim Cylinder(s) SFIC housing  
**IK7R** = Rim Cylinder(s) Instakey housing

**ENDCAP**  
**EC1** = Ramped endcap\*  
**EC2** = Flush endcap

**DOGGING FUNCTION**  
**LD** = Less/No dogging  
**HD** = Hex key dogging  
**CD** = Cylinder key dogging

**DOGGING FUNCTION**  
**LD** = Less/No dogging  
**HD** = Hex key dogging  
**CD** = Cylinder key dogging

**DOGGING FUNCTION**  
**LD** = Less/No dogging  
**HD** = Hex key dogging  
**CD** = Cylinder key dogging

**OUTSIDE TRIM / DEVICE FINISH**  
**605** = Polished brass (PVD)  
**606** = Brushed brass (PVD)  
**611** = Polished bronze (PVD)  
**612** = Brushed bronze (PVD)  
**613** = Oil rubbed bronze  
**625** = Polished chrome  
**626** = Brushed chrome (std. on lever trims)  
**628** = Aluminum, powder coated (device only)  
**629** = Polished stainless steel  
**630** = Brushed stainless steel (std. on pull trims & device)  
**693** = Black, powder coated  
**695** = Dark bronze, powder coated

**KNURLING**  
 For no knurling, leave blank  
**KN** = Knurled (lever trim only)

**SERIES TYPE**  
**40** = Rim device, narrow stile  
**40XW** = Weatherized Rim device, narrow stile (non-electrified)

**OUTSIDE TRIM FUNCTION**  
 For no outside trim, leave blank  
**01CN** = Exit only, blank plate  
**02CN** = Dummy pull trim  
**03CN** = Key retracts latch; pull trim  
**03WS** = Key retracts latch; plate - short  
**01DN** = Blank escutcheon; Narrow lever handle (handed) (J, Q, S, T, U or FSB1076 lever)\*\*  
**02DN** = Dummy lever trim  
**08DN** = Active lever, key locks / unlocks lever; Narrow lever handle (handed) (J, Q, S, T, U or FSB1076 lever)\*\* (Classroom)  
**09DN** = Lever trim active by key, locked when key removed; Narrow lever handle (handed) (J, Q, S, T, U or FSB1076 lever\*\*)  
**14DN** = Active lever, no key cylinder; Narrow lever handle (handed) (J, Q, S, T, U or FSB1076 lever\*\*)  
**CBK** = Cylinder bracket kit, 03 only, plate & pull handle by others required  
**EU2W** = Electric Unlock Trim (24VDC & Fail Secure F[SE] Std.) - Specify handing (not field reversible). For 12VDC specify 12VDC. For Fail Safe specify FSA.

**OUTSIDE TRIM FUNCTION**  
 For no outside trim, leave blank  
**01CN** = Exit only, blank plate  
**02CN** = Dummy pull trim  
**03CN** = Key retracts latch; pull trim  
**03WS** = Key retracts latch; plate - short  
**01DN** = Blank escutcheon; Narrow lever handle (handed) (J, Q, S, T, U or FSB1076 lever)\*\*  
**02DN** = Dummy lever trim  
**08DN** = Active lever, key locks / unlocks lever; Narrow lever handle (handed) (J, Q, S, T, U or FSB1076 lever)\*\* (Classroom)  
**09DN** = Lever trim active by key, locked when key removed; Narrow lever handle (handed) (J, Q, S, T, U or FSB1076 lever\*\*)  
**14DN** = Active lever, no key cylinder; Narrow lever handle (handed) (J, Q, S, T, U or FSB1076 lever\*\*)  
**CBK** = Cylinder bracket kit, 03 only, plate & pull handle by others required  
**EU2W** = Electric Unlock Trim (24VDC & Fail Secure F[SE] Std.) - Specify handing (not field reversible). For 12VDC specify 12VDC. For Fail Safe specify FSA.

**OUTSIDE TRIM FUNCTION**  
 For no outside trim, leave blank  
**01CN** = Exit only, blank plate  
**02CN** = Dummy pull trim  
**03CN** = Key retracts latch; pull trim  
**03WS** = Key retracts latch; plate - short  
**01DN** = Blank escutcheon; Narrow lever handle (handed) (J, Q, S, T, U or FSB1076 lever)\*\*  
**02DN** = Dummy lever trim  
**08DN** = Active lever, key locks / unlocks lever; Narrow lever handle (handed) (J, Q, S, T, U or FSB1076 lever)\*\* (Classroom)  
**09DN** = Lever trim active by key, locked when key removed; Narrow lever handle (handed) (J, Q, S, T, U or FSB1076 lever\*\*)  
**14DN** = Active lever, no key cylinder; Narrow lever handle (handed) (J, Q, S, T, U or FSB1076 lever\*\*)  
**CBK** = Cylinder bracket kit, 03 only, plate & pull handle by others required  
**EU2W** = Electric Unlock Trim (24VDC & Fail Secure F[SE] Std.) - Specify handing (not field reversible). For 12VDC specify 12VDC. For Fail Safe specify FSA.

**OUTSIDE TRIM FUNCTION**  
 For no outside trim, leave blank  
**01CN** = Exit only, blank plate  
**02CN** = Dummy pull trim  
**03CN** = Key retracts latch; pull trim  
**03WS** = Key retracts latch; plate - short  
**01DN** = Blank escutcheon; Narrow lever handle (handed) (J, Q, S, T, U or FSB1076 lever)\*\*  
**02DN** = Dummy lever trim  
**08DN** = Active lever, key locks / unlocks lever; Narrow lever handle (handed) (J, Q, S, T, U or FSB1076 lever)\*\* (Classroom)  
**09DN** = Lever trim active by key, locked when key removed; Narrow lever handle (handed) (J, Q, S, T, U or FSB1076 lever\*\*)  
**14DN** = Active lever, no key cylinder; Narrow lever handle (handed) (J, Q, S, T, U or FSB1076 lever\*\*)  
**CBK** = Cylinder bracket kit, 03 only, plate & pull handle by others required  
**EU2W** = Electric Unlock Trim (24VDC & Fail Secure F[SE] Std.) - Specify handing (not field reversible). For 12VDC specify 12VDC. For Fail Safe specify FSA.

**OUTSIDE TRIM FUNCTION**  
 For no outside trim, leave blank  
**01CN** = Exit only, blank plate  
**02CN** = Dummy pull trim  
**03CN** = Key retracts latch; pull trim  
**03WS** = Key retracts latch; plate - short  
**01DN** = Blank escutcheon; Narrow lever handle (handed) (J, Q, S, T, U or FSB1076 lever)\*\*  
**02DN** = Dummy lever trim  
**08DN** = Active lever, key locks / unlocks lever; Narrow lever handle (handed) (J, Q, S, T, U or FSB1076 lever)\*\* (Classroom)  
**09DN** = Lever trim active by key, locked when key removed; Narrow lever handle (handed) (J, Q, S, T, U or FSB1076 lever\*\*)  
**14DN** = Active lever, no key cylinder; Narrow lever handle (handed) (J, Q, S, T, U or FSB1076 lever\*\*)  
**CBK** = Cylinder bracket kit, 03 only, plate & pull handle by others required  
**EU2W** = Electric Unlock Trim (24VDC & Fail Secure F[SE] Std.) - Specify handing (not field reversible). For 12VDC specify 12VDC. For Fail Safe specify FSA.

**OUTSIDE TRIM FUNCTION**  
 For no outside trim, leave blank  
**01CN** = Exit only, blank plate  
**02CN** = Dummy pull trim  
**03CN** = Key retracts latch; pull trim  
**03WS** = Key retracts latch; plate - short  
**01DN** = Blank escutcheon; Narrow lever handle (handed) (J, Q, S, T, U or FSB1076 lever)\*\*  
**02DN** = Dummy lever trim  
**08DN** = Active lever, key locks / unlocks lever; Narrow lever handle (handed) (J, Q, S, T, U or FSB1076 lever)\*\* (Classroom)  
**09DN** = Lever trim active by key, locked when key removed; Narrow lever handle (handed) (J, Q, S, T, U or FSB1076 lever\*\*)  
**14DN** = Active lever, no key cylinder; Narrow lever handle (handed) (J, Q, S, T, U or FSB1076 lever\*\*)  
**CBK** = Cylinder bracket kit, 03 only, plate & pull handle by others required  
**EU2W** = Electric Unlock Trim (24VDC & Fail Secure F[SE] Std.) - Specify handing (not field reversible). For 12VDC specify 12VDC. For Fail Safe specify FSA.

**OUTSIDE TRIM FUNCTION**  
 For no outside trim, leave blank  
**01CN** = Exit only, blank plate  
**02CN** = Dummy pull trim  
**03CN** = Key retracts latch; pull trim  
**03WS** = Key retracts latch; plate - short  
**01DN** = Blank escutcheon; Narrow lever handle (handed) (J, Q, S, T, U or FSB1076 lever)\*\*  
**02DN** = Dummy lever trim  
**08DN** = Active lever, key locks / unlocks lever; Narrow lever handle (handed) (J, Q, S, T, U or FSB1076 lever)\*\* (Classroom)  
**09DN** = Lever trim active by key, locked when key removed; Narrow lever handle (handed) (J, Q, S, T, U or FSB1076 lever\*\*)  
**14DN** = Active lever, no key cylinder; Narrow lever handle (handed) (J, Q, S, T, U or FSB1076 lever\*\*)  
**CBK** = Cylinder bracket kit, 03 only, plate & pull handle by others required  
**EU2W** = Electric Unlock Trim (24VDC & Fail Secure F[SE] Std.) - Specify handing (not field reversible). For 12VDC specify 12VDC. For Fail Safe specify FSA.

**OUTSIDE TRIM FUNCTION**  
 For no outside trim, leave blank  
**01CN** = Exit only, blank plate  
**02CN** = Dummy pull trim  
**03CN** = Key retracts latch; pull trim  
**03WS** = Key retracts latch; plate - short  
**01DN** = Blank escutcheon; Narrow lever handle (handed) (J, Q, S, T, U or FSB1076 lever)\*\*  
**02DN** = Dummy lever trim  
**08DN** = Active lever, key locks / unlocks lever; Narrow lever handle (handed) (J, Q, S, T, U or FSB1076 lever)\*\* (Classroom)  
**09DN** = Lever trim active by key, locked when key removed; Narrow lever handle (handed) (J, Q, S, T, U or FSB1076 lever\*\*)  
**14DN** = Active lever, no key cylinder; Narrow lever handle (handed) (J, Q, S, T, U or FSB1076 lever\*\*)  
**CBK** = Cylinder bracket kit, 03 only, plate & pull handle by others required  
**EU2W** = Electric Unlock Trim (24VDC & Fail Secure F[SE] Std.) - Specify handing (not field reversible). For 12VDC specify 12VDC. For Fail Safe specify FSA.

**OUTSIDE TRIM FUNCTION**  
 For no outside trim, leave blank  
**01CN** = Exit only, blank plate  
**02CN** = Dummy pull trim  
**03CN** = Key retracts latch; pull trim  
**03WS** = Key retracts latch; plate - short  
**01DN** = Blank escutcheon; Narrow lever handle (handed) (J, Q, S, T, U or FSB1076 lever)\*\*  
**02DN** = Dummy lever trim  
**08DN** = Active lever, key locks / unlocks lever; Narrow lever handle (handed) (J, Q, S, T, U or FSB1076 lever)\*\* (Classroom)  
**09DN** = Lever trim active by key, locked when key removed; Narrow lever handle (handed) (J, Q, S, T, U or FSB1076 lever\*\*)  
**14DN** = Active lever, no key cylinder; Narrow lever handle (handed) (J, Q, S, T, U or FSB1076 lever\*\*)  
**CBK** = Cylinder bracket kit, 03 only, plate & pull handle by others required  
**EU2W** = Electric Unlock Trim (24VDC & Fail Secure F[SE] Std.) - Specify handing (not field reversible). For 12VDC specify 12VDC. For Fail Safe specify FSA.

**OUTSIDE TRIM FUNCTION**  
 For no outside trim, leave blank  
**01CN** = Exit only, blank plate  
**02CN** = Dummy pull trim  
**03CN** = Key retracts latch; pull trim  
**03WS** = Key retracts latch; plate - short  
**01DN** = Blank escutcheon; Narrow lever handle (handed) (J, Q, S, T, U or FSB1076 lever)\*\*  
**02DN** = Dummy lever trim  
**08DN** = Active lever, key locks / unlocks lever; Narrow lever handle (handed) (J, Q, S, T, U or FSB1076 lever)\*\* (Classroom)  
**09DN** = Lever trim active by key, locked when key removed; Narrow lever handle (handed) (J, Q, S, T, U or FSB1076 lever\*\*)  
**14DN** = Active lever, no key cylinder; Narrow lever handle (handed) (J, Q, S, T, U or FSB1076 lever\*\*)  
**CBK** = Cylinder bracket kit, 03 only, plate & pull handle by others required  
**EU2W** = Electric Unlock Trim (24VDC & Fail Secure F[SE] Std.) - Specify handing (not field reversible). For 12VDC specify 12VDC. For Fail Safe specify FSA.

**OUTSIDE TRIM FUNCTION**  
 For no outside trim, leave blank  
**01CN** = Exit only, blank plate  
**02CN** = Dummy pull trim  
**03CN** = Key retracts latch; pull trim  
**03WS** = Key retracts latch; plate - short  
**01DN** = Blank escutcheon; Narrow lever handle (handed) (J, Q, S, T, U or FSB1076 lever)\*\*  
**02DN** = Dummy lever trim  
**08DN** = Active lever, key locks / unlocks lever; Narrow lever handle (handed) (J, Q, S, T, U or FSB1076 lever)\*\* (Classroom)  
**09DN** = Lever trim active by key, locked when key removed; Narrow lever handle (handed) (J, Q, S, T, U or FSB1076 lever\*\*)  
**14DN** = Active lever, no key cylinder; Narrow lever handle (handed) (J, Q, S, T, U or FSB1076 lever\*\*)  
**CBK** = Cylinder bracket kit, 03 only, plate & pull handle by others required  
**EU2W** = Electric Unlock Trim (24VDC & Fail Secure F[SE] Std.) - Specify handing (not field reversible). For 12VDC specify 12VDC. For Fail Safe specify FSA.

**OUTSIDE TRIM FUNCTION**  
 For no outside trim, leave blank  
**01CN** = Exit only, blank plate  
**02CN** = Dummy pull trim  
**03CN** = Key retracts latch; pull trim  
**03WS** = Key retracts latch; plate - short  
**01DN** = Blank escutcheon; Narrow lever handle (handed) (J, Q, S, T, U or FSB1076 lever)\*\*  
**02DN** = Dummy lever trim  
**08DN** = Active lever, key locks / unlocks lever; Narrow lever handle (handed) (J, Q, S, T, U or FSB1076 lever)\*\* (Classroom)  
**09DN** = Lever trim active by key, locked when key removed; Narrow lever handle (handed) (J, Q, S, T, U or FSB1076 lever\*\*)  
**14DN** = Active lever, no key cylinder; Narrow lever handle (handed) (J, Q, S, T, U or FSB1076 lever\*\*)  
**CBK** = Cylinder bracket kit, 03 only, plate & pull handle by others required  
**EU2W** = Electric Unlock Trim (24VDC & Fail Secure F[SE] Std.) - Specify handing (not field reversible). For 12VDC specify 12VDC. For Fail Safe specify FSA.

**OUTSIDE TRIM FUNCTION**  
 For no outside trim, leave blank  
**01CN** = Exit only, blank plate  
**02CN** = Dummy pull trim  
**03CN** = Key retracts latch; pull trim  
**03WS** = Key retracts latch; plate - short  
**01DN** = Blank escutcheon; Narrow lever handle (handed) (J, Q, S, T, U or FSB1076 lever)\*\*  
**02DN** = Dummy lever trim  
**08DN** = Active lever, key locks / unlocks lever; Narrow lever handle (handed) (J, Q, S, T, U or FSB1076 lever)\*\* (Classroom)  
**09DN** = Lever trim active by key, locked when key removed; Narrow lever handle (handed) (J, Q, S, T, U or FSB1076 lever\*\*)  
**14DN** = Active lever, no key cylinder; Narrow lever handle (handed) (J, Q, S, T, U or FSB1076 lever\*\*)  
**CBK** = Cylinder bracket kit, 03 only, plate & pull handle by others required  
**EU2W** = Electric Unlock Trim (24VDC & Fail Secure F[SE] Std.) - Specify handing (not field reversible). For 12VDC specify 12VDC. For Fail Safe specify FSA.

Also see online version at [detex.com/hto](http://detex.com/hto)

NOTE: \* = default/standard

March 22, 2019

## Power Supply for Delayed Egress


Comes standard with 90-800 power supply  
 Single = (1) 90-800 w/o bat backup  
 Pair = (1) 90-800 w/o bat backup

## Power Supply / Controller for Latch Retraction Only (ER EX & ER EX W)

Order/Sold Separately  
 Single = 81-800  
 Pair = 82-800  
 2 Independent Singles = 83-800

## Delayed Egress/Latch Retraction

EE ER = Delayed Egress with Electric Latch Retraction (silencer standard)  
 Required Power Supply / Controller for Delayed Egress with Latch Retraction (EE ER)  
 Order/Sold Separately  
 Single EE ER = 84-800  
 Pair of EE ER = 85-800  
 One EE ER and One EE = 85-800 EE  
 One EE ER and One ER = 85-800 ER



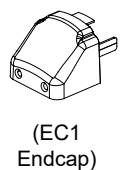
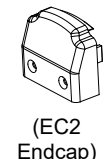
Detex products can expose you to chemicals including Chromium (hexavalent compounds) and Lead, which are known to the State of California to cause cancer and birth defects or other reproductive harm. For more information go to [www.detex.com/prop65](http://www.detex.com/prop65)

NOTE: \* = default/standard

March 22, 2019




**NOTE:**  
For all trim information and graphics see page 26



		Finishes					
		Device	630 (Std.)	628	693, 695	606, 612	605, 611, 613, 629
Device Only - Exit Only		40	\$1,473	\$1,282	\$1,373	\$1,616	\$1,745
Device with pull trim	<b>Outside Function</b>	<b>Device/Function/Trim</b>	<b>630/630</b>	<b>628/630</b>			
	01 Exit only, cover plate	4001CN	\$1,663	\$1,472	\$1,632	\$1,875	\$2,004
	02 Dummy pull trim	4002CN	\$1,772	\$1,581	\$1,752	\$1,955	\$2,084
	03 Key Retracts Latch pull trim	4003CN	\$1,782	\$1,591	\$1,817	\$1,985	\$2,114
	03 Key Retracts Latch cylinder trim	4003WS	\$1,618	\$1,427	\$1,538	\$1,804	\$1,956
			<b>630/626</b>	<b>628/626</b>			
Device with lever trim	01 Blank Escutcheon	4001DN	\$1,905	\$1,714	\$1,842	\$2,115	\$2,284
	02 Dummy Lever Trim	4002DN	\$1,905	\$1,714	\$1,842	\$2,115	\$2,284
	08 Key Locks/Unlocks Lever	4008DN	\$2,007	\$1,816	\$1,971	\$2,214	\$2,379
	09 Key Unlocks Lever; Locked when key removed	4009DN	\$2,007	\$1,816	\$1,971	\$2,214	\$2,379
	14 Lever Always Active	4014DN	\$2,007	\$1,816	\$1,901	\$2,214	\$2,379
	EU2W Electric Lock/Unlock	40EU2W	\$2,578	\$2,387	\$2,487	\$2,745	\$2,896

Special Note: Specify EU2W trim for Hollow Metal Door, fits doors with minimum 4" (or greater) stile

**DEVICE COMES STANDARD WITH:**

Same finish, device exterior (except 628 finish which includes stainless steel pushpad and endcap)	HD Hex Dogging	 (98 Strike)
EC1 Ramped Endcap - Heavy Duty	36" 36" Device for 3-foot doors	
NOTE: For 2" stile doors, specify EC2	98 Semi-Mortise Strike Extended Extrusion	

**OPTIONS**

F Fire Rated - Specify prefix F (ex. F4001)	Add \$150
H Hurricane Rated - Specify prefix H (ex. H4001)	Add \$75
FH Fire Rated/Hurricane Rated - Specify prefix FH (ex. FH4001)	Add \$225
W Weatherized (Mechanical only - For weatherized electrified functions, see Electrified Options)	Add \$200
<b>Electrified Options - see pages 50-56</b>	
Custom lengths - Specify size (min. 24" to max. 48")	Add \$75
Note: See Electrified Options for availability on devices shorter than 30", certain sizes come with EC2 endcap	
48" 48" Device for 4-foot doors	Add \$31
EC2 Flush Endcap	No charge when ordered with device
AM Anti-Microbial (AM coating applied to pushpad, pull handles, and lever handles only)	Add \$60
SN1 Sex Nuts / Throughbolts (Device with trim requires 1 set / Device only requires 2 sets)	\$16 PER SET
KS Keystop Installed (alarm always armed when key removed)	Add \$5
SLR Silent Pushpad Return	Add \$75
CD Cylinder Dogging	No charge when ordered with device
LD Less Dogging	No charge when ordered with device
94 Double Door Strike Available - see page 62	No charge when ordered with device
99 Surface Strike	No charge when ordered with device

**NOTE - Cylinders not included. Products on this page can be ordered with cylinders (C65) or Interchangeable core housings (IC7) pre-installed at Detex prior to shipping (See page 63).**

# ADVANTEX® 50/51 SERIES (NARROW SURFACE VERTICAL CAL ROD)

## RATING

For no rating, leave blank  
**H** = Hurricane Rated  
**F** = Fire Rated (Less/No Dogging Only) - Fire pin included for F51  
**FH** = Hurricane and Fire Rated

## KNURLING

For no knurling, leave blank  
**KN** = Knurled (lever trim only)

## SERIES TYPE

**50** = SVR, narrow stile  
**50xW** = Weatherized SVR, narrow stile (non-electrified)  
**51** = SVR, top rod only, narrow stile  
**51xW** = Weatherized SVR, top rod only, narrow stile (non-electrified)

## OUTSIDE TRIM / DEVICE FINISH

**605** = Polished brass (PVD)  
**606** = Brushed brass (PVD)  
**611** = Polished cylinder (PVD)  
**612** = Brushed bronze (PVD)  
**613** = Oil rubbed bronze  
**625** = Polished chrome  
**626** = Brushed chrome (std. on lever trims)  
**628** = Aluminum, powder coated (device only)  
**629** = Polished stainless steel  
**630** = Brushed stainless steel (std. on pull trims & device)  
**693** = Black, powder coated  
**695** = Dark bronze, powder coated

## DOGGING FUNCTION

**LD** = Less/No dogging  
**HD** = Hex key dogging  
**CD** = Cylinder key dogging

## PRE-INSTALLED CYLINDERS

If cylinders provided by others, leave blank  
**MC65** = Mortise Cylinder(s) 6pin/Keyed 5  
**IC7** = Mortise Cylinder(s) SFC housing  
**IK7** = Mortise Cylinder(s) Instakey housing  
**RC65** = Rim Cylinder(s) 6pin/Keyed 5  
**IC7R** = Rim Cylinder(s) SFC housing  
**IK7R** = Rim Cylinder(s) Instakey housing

## ANTIMICROBIAL

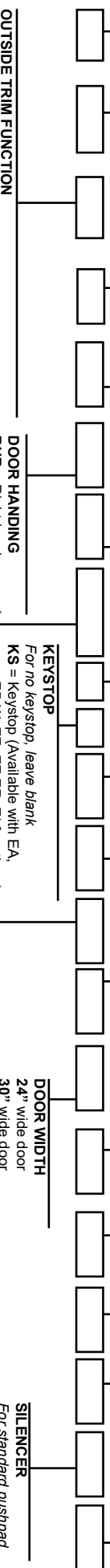
For no coating, leave blank  
**AM** = Antimicrobial Coating

## POWER TRANSFERS

For no power transfers, leave blank  
**FC3** = 3" Flex Conduit  
**FC10** = 10" Flex Conduit  
**FC3W** = 3" Weatherized Flex Conduit  
**FC10W** = 10" Weatherized Flex Conduit  
**PT5** = Power Transfer  
**EH8** = Electric Hinge

## FASTENERS

For standard machine, wood & self-drilling screws, leave blank  
**SM1** = Sex Nuts/Throughbolts



## OUTSIDE TRIM FUNCTION

For no outside trim, leave blank  
**01CN** = Exit only, blank plate  
**02CN** = Dummy pull trim  
**03CN** = Key retracts latch; pull trim  
**03WS** = Key retracts latch; plate - short  
**01DN** = Blank escutcheon; Narrow lever handle (handed) (J, Q, S, T, U or FSB1076 lever)\*\*  
**02DN** = Dummy lever trim  
**08DN** = Active lever, key locks / unlocks lever; Narrow lever handle (handed) (J, Q, S, T, U or FSB1076 lever\*\*\*) (classroom)  
**09DN** = Lever trim active by key, locked when key removed; Narrow lever handle (handed) (J, Q, S, T, U or FSB1076 lever\*\*\*) (storeroom)  
**14DN** = Active lever, no key cylinder; Narrow lever handle (handed) (J, Q, S, T, U or FSB1076 lever\*\*\*) (passage)  
**CBK** = Cylinder bracket kit; 03 only, plate & pull handle by others required  
**EU2W** = Electric Unlock Trim (24VDC & Fail Secure [FSES] Std.) - Specify handling (not field reversible). For 12VDC specify 12VDC. For Fall Safe specify FSA.

## DOOR HANDLING

**RHR** = Right hand reverse\*  
**LHR** = Left hand reverse

## KEYSTOP

For no keystop, leave blank  
**KS** = Keystop (Available with EA, EB W, EE, EE ER, EI functions)

## STRIKES

**96** = Surface

## SWITCHING

For no switching, leave blank  
**LX** = Latch Bolt Signal Switch  
**LXV** = Latch Bolt 3Amp Current Switch

## ELECTRIFIED FUNCTION

For no electrified function, leave blank

## Standard

Select Arming Time and Auto Rearm  
**EA** = Hardwired Electric Alarm  
**EA EX** = Exit Alarm with Request To Exit (Signal) Switch  
**EA EXV** = Exit Alarm with Request To Exit (3Amp Current) Switch  
**ED** = Electric Dogging  
**EX** = Request To Exit (Signal) Switch  
**EXV** = Request To Exit (3Amp Current) Switch  
**Delayed Egress**  
 Select Arming Delay, Delayed Egress Time and Silent Arming  
**EE** = Delayed Egress  
**Power Supply for Delayed Egress**  
 Comes standard with 90-800 power supply  
**Single** = (1) 90-800 w/o bat backup  
**Pair** = (1) 90-800 w/o bat backup

## Weatherized Alarms

Select Arming Time and Auto Rearm  
**EB W** = Electric Battery Operated Exit Alarm Weatherized  
**EB EX W** = Electric Battery Operated Exit Alarm Weatherized with Request To Exit (Signal) Switch  
**EB EXV W** = Electric Battery Operated Exit Alarm Weatherized with Request To Exit (3Amp Current) Switch

## Latch Retraction

**ER EX** = Electric Latch Retraction with Request To Exit Switch (silencer standard)  
**ER EX W** = Electric Latch Retraction Weatherized with Request To Exit Switch (silencer standard)

**Power Supply / Controller for Latch Retraction Only (ER EX & ER EX W)**  
 Order/Sold Separately  
**Single** = 81-800  
**Pair** = 82-800  
**2 Independent Singles** = 83-800

## Weatherized Others

**ER EX W** = Electric Latch Retraction Weatherized with Request To Exit Switch (silencer standard)  
**EX W** = Request To Exit (Signal) Switch Weatherized  
**EXV W** = Request To Exit (3Amp Current) Switch Weatherized  
**WDE** = Weatherized Delayed Egress (see EasyKits)

## Delayed Egress/Latch Retraction

**EE ER** = Delayed Egress with Electric Latch Retraction (silencer standard)


**Required Power Supply / Controller for Delayed Egress with Latch Retraction (EE ER)**  
 Order/Sold Separately  
**Single EE ER** = 84-800  
**Pair of EE ER** = 85-800  
**One EE ER and One EE** = 85-800 EE  
**One EE ER and One ER** = 85-800 ER

Fire-rated trims must be fall safe (FSA)

\*\*Other FSB levers available: 1016, 1035, 1058, 1075, 1093, 1119, 1147. FSB levers available in 630 finish only. See catalog pages for more information.


NOTE: \* = default/standard

Also see online version at [detex.com/hto](http://detex.com/hto)



Detex products can expose you to chemicals including Chromium (hexavalent compounds) and Lead, which are known to the State of California to cause cancer and birth defects or other reproductive harm. For more information go to [www.detex.com/prop65](http://www.detex.com/prop65)





	Top & Bottom Rod Device	Top Rod Only Device	Finishes				
			630 (Std.)	628	693, 695	606, 612	605, 611, 613, 629
Device Only - Exit Only	50	51	\$2,185	\$1,808	\$1,973	\$2,228	\$2,482
Outside Function	Device/Function/Trim		630/630	628/630			
01 Exit only, cover plate	5001CN	5101CN	\$2,375	\$1,998	\$2,232	\$2,487	\$2,741
02 Dummy pull trim	5002CN	5102CN	\$2,484	\$2,107	\$2,352	\$2,567	\$2,821
03 Key Retracts Latch pull trim	5003CN	5103CN	\$2,494	\$2,117	\$2,417	\$2,597	\$2,851
03 Key Retracts Latch cylinder trim	5003WS	5103WS	\$2,330	\$1,953	\$2,138	\$2,416	\$2,693
			630/626	628/626			
01 Blank Escutcheon	5001DN	5101DN	\$2,597	\$2,220	\$2,422	\$2,700	\$2,999
02 Dummy Lever Trim	5002DN	5102DN	\$2,597	\$2,220	\$2,422	\$2,700	\$2,999
08 Key Locks/Unlocks Lever	5008DN	5108DN	\$2,675	\$2,298	\$2,571	\$2,826	\$3,116
09 Key Unlocks Lever; Locked when key removed	5009DN	5109DN	\$2,719	\$2,342	\$2,571	\$2,826	\$3,116
14 Lever Always Active	5014DN	5114DN	\$2,675	\$2,298	\$2,501	\$2,826	\$3,116
EU2W Electric Lock/Unlock	50EU2W	51EU2W	\$3,198	\$2,821	\$2,995	\$3,265	\$3,541

Device with pull trim

Device with lever trim

Special Note: Specify EU2W trim for Hollow Metal Door, fits doors with minimum 4" (or greater) stile  
**Note: Devices are shipped RHR unless specified LHR (Field Reversible)**

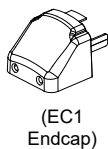
**DEVICE COMES STANDARD WITH:**

- Rod Covers
- Same finish, device exterior (except 628 finish which includes stainless steel cover, pushpad and endcap)
- EC1 Ramped Endcap - Heavy Duty
- NOTE: For 2" stile doors, specify EC2

- HD Hex Dogging
- 36" 36" Device for 3-foot doors
- 84" 84" Rods for 7-foot doors
- 96 Surface Strike
- 96 Dust Proof Bottom Strike (50 Series only) Extended Extrusion
- (96 Surface Strike)
- (96 Dust Proof Bottom Strike)

**OPTIONS**

- F Fire Rated - Specify prefix F (ex. F5001) - Fire pin included for F51 Series Only Add \$150
- H Hurricane Rated - Specify prefix H (ex. H5001) Add \$75
- FH Fire Rated/Hurricane Rated - Specify prefix FH (ex. FH5001) Add \$225
- W Weatherized (Mechanical only - For weatherized electrified functions, see Electrified Options) Add \$200
- For Electrified Options see pages 50-56**
- Custom lengths - Specify size (min. 24" to max. 48") Add \$75  
 Note: See Electrified Options for availability on devices shorter than 30", certain sizes come with EC2 endcap
- 48" 48" Device for 4-foot doors Add \$31
- 96" Add for 8-foot doors Add \$30
- 120" Add for 10-foot doors Add \$75
- EC2 Flush Endcap No charge when ordered with device
- AM Anti-Microbial (AM coating applied to pushpad, pull handles, and lever handles only) Add \$60
- SN1 Sex Nuts / Throughbolts (50 device with trim requires 3 sets / 50 device only requires 4 sets) \$16 PER SET  
 (51 device with trim requires 2 sets / 51 device only requires 3 sets)
- KS Keystop Installed (alarm always armed when key removed) Add \$5
- SLR Silent Pushpad Return Add \$75
- CD Cylinder Dogging No charge when ordered with device
- LD Less Dogging No charge when ordered with device







**NOTE - Cylinders not included. Products on this page can be ordered with cylinders (C65) or interchangeable core housings (IC7) pre-installed at Detex prior to shipping (See page 63).**

**NOTE - Application note for 2' device (Available on Surface Vertical Device. Will ship less UL Fire label):**

**When vertical rod devices are used on both doors of a pair, operation of the inactive door (smaller door) will not disengage the active door, creating a potential safety issue for those using the inactive door during an emergency.**






### PLATES AND PULL TRIMS

WS Trim for 40/50/51 Series Devices			CN Trim for 40/50/51 Series Devices S Handle				
 <b>03WS</b>			 <b>01CN</b>  <b>02CN</b>  <b>03CN</b>				
Finishes							
Function	Description	Trim	625, 626	630 (Std.)	693, 695	606, 612	605, 611, 613, 629
03*	Key retracts latch	WS**	\$145	N/A	\$165	\$188	\$211
01	Exit only, cover plate	CN	N/A	\$190	\$259	\$259	\$259
02	Dummy pull	CN	N/A	\$299	\$379	\$339	\$339
03*	Key retracts latch	CN	N/A	\$309	\$444	\$369	\$369

\* Rim cylinder not included (order separately - see page 63)



### LEVER TRIMS

DN Trims for 40/50/51 Series Devices									
 <b>08DN</b> <b>09DN</b>		 <b>02DN</b> <b>14DN</b>		 <b>S Lever (Std.)</b>		 <b>T Lever</b>		 <b>U Lever</b>	
Finishes									
Function	Description	Trim	Lever	626 (Std.)	693, 695	606, 612	605, 611, 613, 625 <sup>Ω</sup>		
01	Blank Escutcheon	DN	N/A	\$432	\$469	\$499	\$539		
02	Dummy lever	DN	S, T or U	\$432	\$469	\$499	\$539		
08*	Key locks/unlocks lever	DN	S, T or U	\$534	\$598	\$598	\$634		
09*	Lever trim active by key; locked when key removed	DN	S, T or U	\$534	\$598	\$598	\$634		
14	Lever always active	DN	S, T or U	\$534	\$528	\$598	\$634		

For Vandal Resistant Lever, specify suffix 2W (example: 08D2W). See page 74 for more information.

\* Mortise cylinder not included (order separately - see page 63)

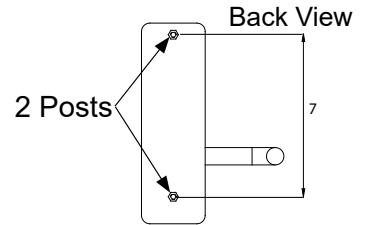
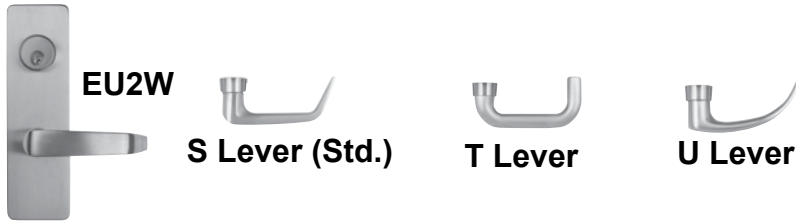
<sup>Ω</sup>Use 625 finish for lever trim to match 629 exit device finish.

**NOTE: Lever Trims are shipped RHR unless specified LHR (02, 08, 09 and 14 are Field Reversible)**



103789 Cylinder Nut Socket  
100783 Cylinder Nut  
See page 122 for more information

### EU2W Electrified Lever Trim for 40/50/51 Series Devices



Special Note: Specify EU2W trim for Hollow Metal Door, fits doors with minimum 4" (or greater) stile

Function	Description	Trim	Lever	Finishes			
				626 (Std.)	693, 695	606, 612	605, 611, 613, 625 <sup>Ω</sup>
EU2W*	Electric Lock/Unlock Wide Escutcheon	EU2W	S, T or U	\$1,105	\$1,114	\$1,129	\$1,151

(For EU2W specify Fail Secure [FSE - std.] or Fail Safe [FSA] and specify handing - not field reversible)

\* Mortise cylinder not included (order separately - see page 63)  
<sup>Ω</sup>Use 625 finish for lever trim to match 629 exit device finish.  
**NOTE: Lever Trims are shipped RHR unless specified LHR**

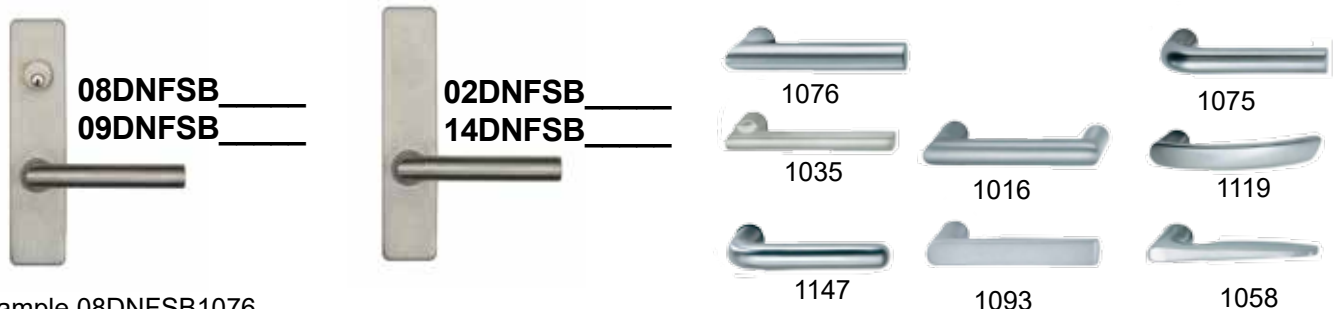


Also available 12VDC - Specify 12VDC



### FSB LEVERS

#### Narrow Stile FSB Levers For Use With 40/50/51 Series (long lead times apply)



Example 08DNFSB1076

Function	Description	Trim	Lever	Finishes			
				630 (Std.)	693, 695	606, 612	605, 611, 613, 629
02	Dummy lever	DN	FSB_ _ _ _ †	\$838			
08*	Key locks/unlocks lever	DN	FSB_ _ _ _ †	\$878			
09*	Key unlocks lever; locked when key removed	DN	FSB_ _ _ _ †	\$878			
14	Lever always active	DN	FSB_ _ _ _ †	\$878			

(For EU specify Fail Secure [FSE - std.] or Fail Safe [FSA] and specify handing - not field reversible)

FSB Lever Trims available in 630 / US32D Brushed Stainless Steel finish only

\* Mortise cylinder not included (order separately - see page 63)

**NOTE: Lever Trims are shipped RHR unless specified LHR (02, 08, 09 and 14 are Field Reversible)**

† To order, use FSB then 4-letter designator. (Example: FSB1076)



# ADVANTEX® 60/61/62/63 SERIES (NARROW CONCEALED VERTICAL ROD)

## RATING

For no rating, leave blank  
**F** = Fire Rated (Less/No Dogging Only)

## KNURLING

For no knurling, leave blank  
**KN** = Knurled (lever trim only)

## OUTSIDE TRIM / DEVICE FINISH

**605** = Polished brass (PVD)  
**606** = Brushed brass (PVD)  
**611** = Polished bronze (PVD)  
**612** = Brushed bronze (PVD)  
**613** = Oil rubbed bronze  
**625** = Polished chrome  
**626** = Brushed chrome (std. on lever trims)  
**628** = Aluminum, powder coated (device only)  
**629** = Polished stainless steel  
**630** = Brushed stainless steel (std. on pull trims & device)  
**693** = Black, powder coated  
**695** = Dark bronze, powder coated

## DOGGING FUNCTION

**LD** = Less/No dogging  
**HD** = Hex key dogging  
**CD** = Cylinder key dogging

## PRE-INSTALLED CYLINDERS

If cylinders provided by others, leave blank  
**MC65** = Mortise Cylinder(s) 6pin/Keyed 5  
**IC7** = Mortise Cylinder(s) SFC housing  
**IK7** = Mortise Cylinder(s) InstakKey housing  
**RC65** = Rim Cylinder(s) 6pin/Keyed 5  
**IC7R** = Rim Cylinder(s) SFC housing  
**IK7R** = Rim Cylinder(s) InstakKey housing

## ENDCAP

**EC1** = Ramped endcap\*  
**EC2** = Flush endcap

## ANTIMICROBIAL

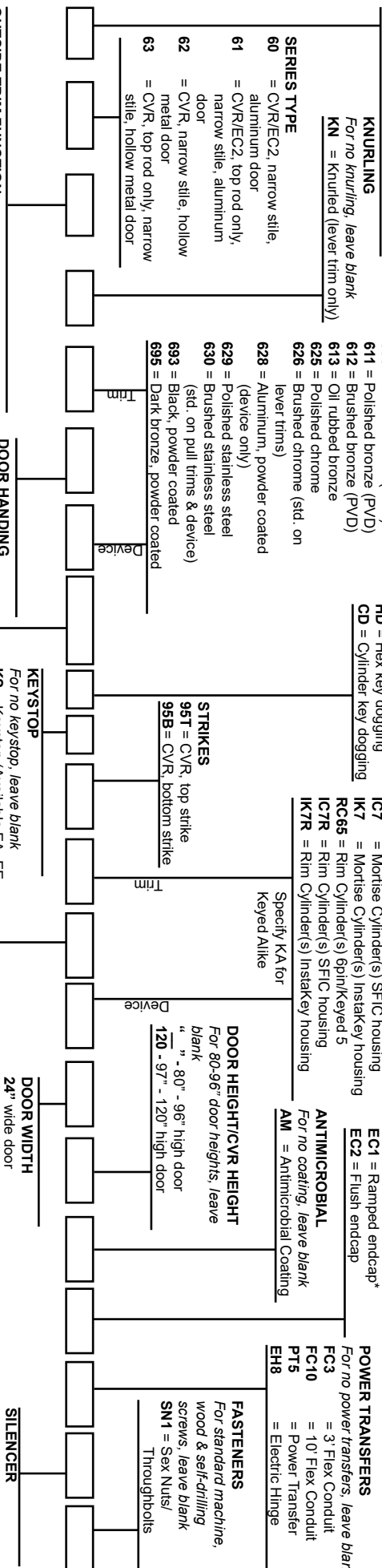
For no coating, leave blank  
**AM** = Antimicrobial Coating

## POWER TRANSFERS

For no power transfers, leave blank  
**FC3** = 3' Flex Conduit  
**FC10** = 10' Flex Conduit  
**PT5** = Power Transfer  
**EH8** = Electric Hinge

## FASTENERS

For standard machine, wood & self-drilling screws, leave blank  
**SN1** = Sex Nuts/Throughbolts



## OUTSIDE TRIM FUNCTION

For no outside trim, leave blank

**02WP** = Dummy wire pull handle  
**01CNV** = CVR, narrow blank plate  
**02CNV** = CVR, Dummy pull handle  
**03CNV** = CVR, Key retracts latch; Narrow pull handle  
**03R** = CVR, Key retracts latch; Cylinder escutcheon  
**02DNV** = CVR, Dummy narrow lever handle (handed) (S, T or U lever)  
**08DNV** = CVR, Active lever; key locks / unlocks lever; Narrow lever handle (handed) (S, T or U lever) (classroom)  
**09DNV** = CVR, Lever trim active by key, locked when key removed; Narrow lever handle (handed) (S, T or U lever) (storeroom)  
**14DNV** = CVR, Active lever, no key cylinder; Narrow lever handle (handed) (S, T or U lever) (passage)

## DOOR HANDING

**RHR** = Right hand reverse\*  
**LHR** = Left hand reverse

## KEYSTOP

For no key/stop, leave blank  
**KS** = Keystop (Available EA, EE, EE ER, EI functions)

## SWITCHING

For no switching, leave blank  
**LX** = Latch Bolt Signal Switch  
**LXV** = Latch Bolt 3Amp Current Switch

## DOOR WIDTH

**24"** wide door  
**30"** wide door  
**36"** wide door (3)\*  
**48"** wide door (4)

## SILENCER

For standard pushpad, leave blank  
**SLR** = Silent Latch & Pushpad

## ELECTRIFIED FUNCTION

For no electrified function, leave blank

### Standard

Select Arming Time and Auto Rearm  
**EA** = Handwired Exit Alarm  
**EA EX** = Exit Alarm with Request To Exit (Signal) Switch  
**EA EXV** = Exit Alarm with Request To Exit (3Amp Current) Switch  
**ED** = Electric Dogging  
**EX** = Request To Exit (Signal) Switch  
**EXV** = Request To Exit (3Amp Current) Switch

### Delayed Egress

Select Arming Delay, Delayed Egress Time and Silent Arming  
**EE** = Delayed Egress

### Power Supply for Delayed Egress

Comes standard with 90-800 power supply  
**Single** = (1) 90-800 w/o bat backup  
**Pair** = (1) 90-800 w/o bat backup

### Latch Retraction

**ER EX** = Electric Latch Retraction with Request To Exit Switch (silencer standard)

### Power Supply / Controller for Latch Retraction Only (ER)

Order/Sold Separately  
**Single** = 81-800  
**Pair** = 82-800  
**2 Independent Singles** = 83-800

**Delayed Egress/Latch Retraction**  
**EE ER** = Delayed Egress with Electric Latch Retraction (silencer standard)


**Required Power Supply/Controller for Delayed Egress with Latch Retraction (EE ER)**  
 Order/Sold Separately  
**Single EE ER** = 84-800  
**Pair of EE ER** = 85-800  
**One EE ER and One EE** = 85-800 EE  
**One EE ER and One ER** = 85-800 ER

Fire-rated trims must be fail safe (FSA)

\*\*Other FSB levers available: 1016, 1035, 1058, 1075, 1093, 1119, 1147. FSB levers available in 630 finish only. See catalog pages for more information.

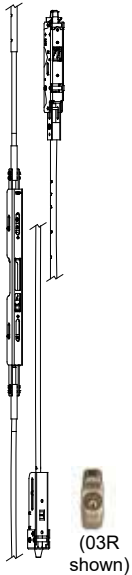
NOTE: \* = default/standard

Also see online version at [detex.com/hto](http://detex.com/hto)



March 22, 2019

## 60/61 SERIES CONCEALED VERTICAL ROD EXIT DEVICES (NARROW STILE FOR ALUMINUM DOOR)

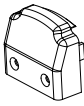


	Top & Bottom Rod Device	Top Rod Only Device	Finishes				
			630 (Std.)	628	693, 695	606, 612	605, 611, 613, 629
Device Only - Exit Only	60	61	\$2,340	\$2,006	\$2,193	\$2,600	\$2,878
	Device/Function/Trim		630/630	628/630			
<b>Device with pull trim</b>	<b>Outside Function</b>						
	01 Exit only, cover plate	6001CNV 6101CNV	\$2,539	\$2,205	\$2,407	\$2,814	\$3,097
	01 Dummy pull trim	6002CNV 6102CNV	\$2,619	\$2,285	\$2,532	\$2,939	\$3,217
		6002WP 6102WP	\$2,559	\$2,225	N/A	N/A	N/A
	03 Key Retracts Latch cylinder trim	6003R 6103R	\$2,660	\$2,326	N/A	N/A	N/A
	03 Key Retracts latch pull trim	6003CNV 6103CNV	\$2,739	\$2,405	\$2,611	\$3,018	\$3,296
<b>Device with lever trim</b>			630/626	628/626			
	01 Blank Escutcheon	6001DNV 6101DNV	\$2,850	\$2,516	\$2,702	\$3,114	\$3,502
	02 Dummy Lever Trim	6002DNV 6102DNV	\$2,850	\$2,516	\$2,702	\$3,114	\$3,502
	08 Key Locks/Unlocks Lever	6008DNV 6108DNV	\$2,926	\$2,592	\$2,802	\$3,279	\$3,570
	09 Key Unlocks Lever; Locked when key removed	6009DNV 6109DNV	\$2,926	\$2,592	\$2,802	\$3,279	\$3,570
	14 Outside Lever Always Active	6014DNV 6114DNV	\$2,926	\$2,592	\$2,802	\$3,279	\$3,570

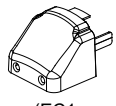


08DNV with S Lever shown

**NOTE:**  
For all trim information and graphics see page 32



(EC2) Endcap



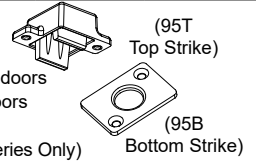
(EC1) Endcap

**Note: Devices are shipped RHR unless specified LHR (Field Reversible)**

**DEVICE COMES STANDARD WITH:**

Same finish, device exterior (except 628 finish which includes stainless steel cover, pushpad and endcap)  
 EC1 Ramped Endcap - Heavy Duty  
 NOTE: For 2" stile doors, specify EC2

HD Hex Dogging  
 36" 36" Device for 3-foot doors  
 80" - 96" Fits 6'8" to 8' doors  
 95T Top Strike  
 95B Bottom Strike (60 Series Only)

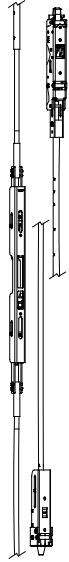


**OPTIONS**

F Fire Rated (3 Hour) with steel door - Specify prefix F (ex. F6001) - Fire pin included for F61 Series Only	Add \$150
<b>For Electrified Options see pages 50-56</b>	
Custom lengths - Specify size (min. 24" to max. 48") Note: See Electrified Options for availability on devices shorter than 30", certain sizes come with EC2 endcap	Add \$75
48" 48" Device for 4-foot doors	Add \$31
120" Add for doors 97" to 120" (10 ft.)	Add \$75
EC2 Flush Endcap	No charge when ordered with device
AM Anti-Microbial (AM coating applied to pushpad, pull handles, and lever handles only)	Add \$60
SN1 Sex Nuts / Throughbolts (Device with trim requires 1 set long / Device only requires 1 set long, 1 set short)	\$16 PER SET
KS Keystop Installed (alarm always armed when key removed)	Add \$5
SLR Silent Pushpad Return	Add \$75
CD Cylinder Dogging	No charge when ordered with device
LD Less Dogging	No charge when ordered with device

**NOTE - Cylinders not included. Products on this page can be ordered with cylinders (C65) or Interchangeable core housings (IC7) pre-installed at Detex prior to shipping (See page 63).**

## 62/63 SERIES CONCEALED VERTICAL ROD EXIT DEVICES (NARROW STILE FOR HOLLOW METAL DOOR)



(62 Series shown)

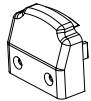


(03R shown)

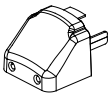


08DNV with S Lever shown

**NOTE:**  
For all trim information and graphics see page 32



(EC2 Endcap)



(EC1 Endcap)

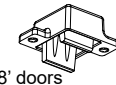
	Top & Bottom Rod Device	Top Rod Only Device	Finishes				605, 611, 613, 629
			630 (Std.)	628	693, 695	606, 612	
Device Only - Exit Only	62	63	\$2,340	\$2,006	\$2,193	\$2,600	\$2,878
Outside Function	Device/Function/Trim		630/630	628/630			
Device with pull trim	01 Exit only, cover plate	6201CNV 6301CNV	\$2,539	\$2,205	\$2,407	\$2,814	\$3,097
	01 Dummy pull trim	6202CNV 6302CNV	\$2,619	\$2,285	\$2,532	\$2,939	\$3,217
		6202WP 6302WP	\$2,559	\$2,225	N/A	N/A	N/A
	03 Key Retracts Latch cylinder trim	6203R 6303R	\$2,660	\$2,326	N/A	N/A	N/A
03 Key Retracts latch pull trim	6203CNV 6303CNV	\$2,739	\$2,405	\$2,611	\$3,018	\$3,296	
			630/626	628/626			
Device with lever trim	01 Blank Escutcheon	6201DNV 6301DNV	\$2,850	\$2,516	\$2,702	\$3,114	\$3,502
	02 Dummy Lever Trim	6202DNV 6302DNV	\$2,850	\$2,516	\$2,702	\$3,114	\$3,502
	08 Key Locks/Unlocks Lever	6208DNV 6308DNV	\$2,926	\$2,592	\$2,802	\$3,279	\$3,570
	09 Key Unlocks Lever; Locked when key removed	6209DNV 6309DNV	\$2,926	\$2,592	\$2,802	\$3,279	\$3,570
	14 Outside Lever Always Active	6214DNV 6314DNV	\$2,926	\$2,592	\$2,802	\$3,279	\$3,570

**Note: Devices are shipped RHR unless specified LHR (Field Reversible)**

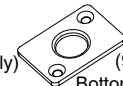
**DEVICE COMES STANDARD WITH:**

- Same finish, device exterior (except 628 finish which includes stainless steel cover, pushpad and endcap)
  - 36" 36" Device for 3-foot doors
  - EC1 Ramped Endcap - Heavy Duty
- NOTE:** Fits 3-1/2" stile door

- HD Hex Dogging
- 80" - 96" Fits 6'8" to 8' doors
- 95T Top Strike
- 95B Bottom Strike (62 Series Only)



(95T Top Strike)



(95B Bottom Strike)


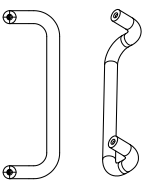

**OPTIONS**

F Fire Rated (3 Hour) - Specify prefix F (ex. F6201) - Fire pin included for F63 Series Only	Add \$150
<b>For Electrified Options see pages 50-56</b>	
Custom lengths - Specify size (min. 24" to max. 48") Note: See Electrified Options for availability on devices shorter than 30", certain sizes come with EC2 endcap	Add \$75
48" 48" Device for 4-foot doors	Add \$31
120" Add for doors 97" to 120" (10 ft.)	Add \$75
EC2 Flush Endcap	No charge when ordered with device
AM Anti-Microbial (AM coating applied to pushpad, pull handles, and lever handles only)	Add \$60
SN1 Sex Nuts / Throughbolts (Device with trim requires 1 set long / Device only requires 1 set long, 1 set short)	\$16 PER SET
KS Keystop Installed (alarm always armed when key removed)	Add \$5
SLR Silent Pushpad Return	Add \$75
CD Cylinder Dogging	No charge when ordered with device
LD Less Dogging	No charge when ordered with device

**NOTE - Cylinders not included. Products on this page can be ordered with cylinders (C65) or interchangeable core housings (IC7) pre-installed at Detex prior to shipping (See page 63).**

## NOTES






### PLATES AND PULL TRIMS

R Trim for 60 Series Devices		WP Trim for 60 Series Devices		CNV Narrow Stile Trim for 62/63 Series Devices Only - S Handle			
 <b>03R</b>		 <b>02WP</b>		 <b>01CNV    02CNV    03CNV</b>			
Finishes							
Function	Description	Trim	630 (Std.)	693, 695	606, 612	605, 611, 613, 629	
03*	Key retracts latch	R	\$320	N/A	N/A	N/A	
02	Dummy pull (wire)	WP	\$219	N/A	N/A	N/A	
01	Exit only, cover plate	CNV	\$199	\$214	\$214	\$219	
02	Dummy pull	CNV	\$279	\$339	\$339	\$339	
03*	Key retracts latch	CNV	\$399	\$418	\$418	\$418	

\* Rim cylinder not included (order separately - see page 63)

### LEVER TRIMS



DNV Narrow Stile Trim - for 60 Series Device									
 <b>08DNV 09DNV</b>		 <b>02DNV 14DNV</b>		 <b>S Lever (Std.)</b>		 <b>T Lever</b>		 <b>U Lever</b>	
Finishes									
Function	Description	Trim	Lever	626 (Std.)	693, 695	606, 612	605, 611, 613, 625 <sup>Ω</sup>		
01	Blank Escutcheon	DNV	S, T or U	\$510	\$509	\$514	\$624		
02	Dummy lever	DNV	S, T or U	\$510	\$509	\$514	\$624		
08*	Key locks/unlocks lever	DNV	S, T or U	\$586	\$609	\$679	\$692		
09*	Lever trim active by key; locked when key removed	DNV	S, T or U	\$586	\$609	\$679	\$692		
14	Lever always active	DNV	S, T or U	\$586	\$609	\$679	\$692		

\* Mortise cylinder not included (order separately - see page 63)

<sup>Ω</sup>Use 625 finish for lever trim to match 629 exit device finish.

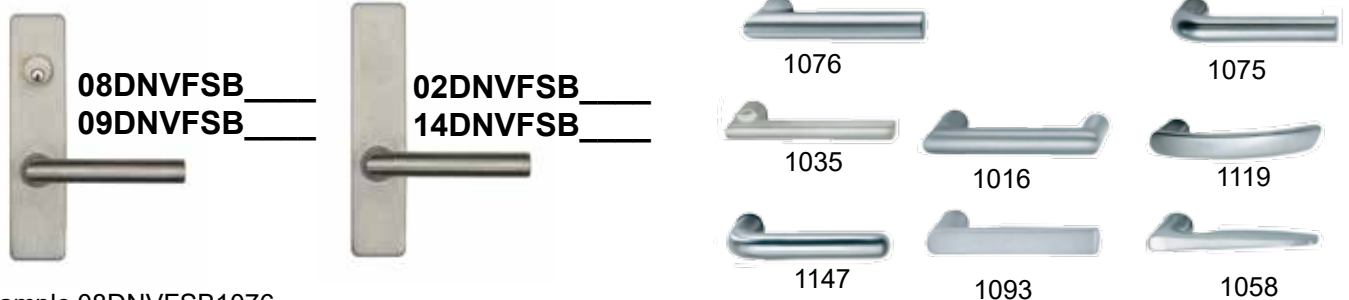
**NOTE: Lever Trims are shipped RHR unless specified LHR (02, 08, 09 and 14 are Field Reversible)**



103789 Cylinder Nut Socket  
100783 Cylinder Nut  
See page 122 for more information



### Narrow Stile FSB Levers For Use With 60/61/62/63 Series (long lead times apply)



Example 08DNVFSB1076

Function	Description	Trim	Lever	Finishes			
				630 (Std.)	693, 695	606, 612	605, 611, 613, 629
02	Dummy lever	DNV	FSB_ _ _ _ †	\$858			
08*	Key locks/unlocks lever	DNV	FSB_ _ _ _ †	\$899	Contact factory for special pricing and extended lead times.		
09*	Key unlocks lever; locked when key removed	DNV	FSB_ _ _ _ †	\$899			
14	Lever always active	DNV	FSB_ _ _ _ †	\$899			

(For EU specify Fail Secure [FSE - std.] or Fail Safe [FSA] and specify handing - not field reversible)

FSB Lever Trims available in 630 / US32D Brushed Stainless Steel finish only

\* Mortise cylinder not included (order separately - see page 63)

**NOTE: Lever Trims are shipped RHR unless specified LHR (02, 08, 09 and 14 are Field Reversible)**

† To order, use FSB then 4-letter designator. (Example: FSB1076)



# ADVANTEX® 70/71/80/81/82/83 SERIES (WIDE CONCEALED VERTICAL ROD)

## RATING

For no rating, leave blank  
**F** = Fire Rated (Less/No Dogging Only)<sup>1</sup>

## KNURLING

For no knurling, leave blank  
**KN** = Knurled (lever trim only)

## SERIES TYPE

- 70** = CVR, wide stile, wood door
- 71** = CVR, top rod only, wide stile, wood door
- 80** = CVR, wide stile, hollow metal door
- 81** = CVR, top rod only, wide stile, hollow metal door
- 82** = CVR, wide stile, aluminum door
- 83** = CVR, top rod only, wide stile, aluminum door

## OUTSIDE TRIM / DEVICE FINISH

- 605** = Polished brass (PVD)
- 606** = Brushed brass (PVD)
- 611** = Polished bronze (PVD)
- 612** = Brushed bronze (PVD)
- 613** = Oil rubbed bronze
- 625** = Polished chrome
- 626** = Brushed chrome (std. on lever trims)
- 628** = Aluminum, powder coated (device only)
- 629** = Polished stainless steel
- 630** = Brushed stainless steel (std. on pull trims & device)
- 693** = Black, powder coated
- 695** = Dark bronze, powder coated

## DOGGING FUNCTION

- LD** = Less/No dogging
- HD** = Hex key dogging
- CD** = Cylinder key dogging

## PRE-INSTALLED CYLINDERS

- If cylinder provided by others, leave blank
- MC65** = Mortise Cylinder(s) 6pin/Keyed 5
  - IC7** = Mortise Cylinder(s) SHC housing
  - IK7** = Mortise Cylinder(s) Instakey housing
  - RC65** = Rim Cylinder(s) 6pin/Keyed 5
  - IC7R** = Rim Cylinder(s) SHC housing
  - IK7R** = Rim Cylinder(s) Instakey housing

## ENDCAP

- EC1** = Ramped endcap\*
- EC2** = Flush endcap

## POWER TRANSFERS

- For no power transfers, leave blank
- FC3** = 3' Flex Conduit
  - PT5** = 10' Flex Conduit
  - PT5** = Power Transfer
  - EH8** = Electric Hinge

## ANTIMICROBIAL

For no coating, leave blank  
**AM** = Antimicrobial Coating

## DOOR HEIGHT/CVR HEIGHT

- For 80-96" door heights, leave blank
- " " " " 80" - 96" high door
- " " " " 120" - 97" - 120" high door

## DOOR WIDTH

- 24"** wide door
- 30"** wide door
- 36"** wide door (3)<sup>1</sup>\*
- 48"** wide door (4)<sup>1</sup>

## SILENCER

For standard pushpad, leave blank  
**SLR** = Silent Latch & Pushpad

## FASTENERS

For standard machine, wood & self-drilling screws, leave blank  
**SN1** = Sex Nuts/ Throughbolts

## OUTSIDE TRIM FUNCTION

- For no outside trim, leave blank
- 01CV** = CVR, Exit only, blank plate
- 02CV** = CVR, Dummy pull trim
- 02WP** = Dummy wire pull handle
- 03CV** = CVR, Key retracts latch, Wide pull handle
- 03WSV** = CVR, Key retracts latch, Wide plate - short
- 02DV** = CVR, Dummy lever handle (handed) (S, T or U lever)
- 08DV** = CVR, Active lever, key locks / unlocks lever; Wide lever handle (handed) (S, T or U lever) (classroom)
- 09DV** = CVR, Lever trim active by key, locked when key removed; Wide lever handle (handed) (S, T or U lever) (storeroom)
- 14DV** = CVR, Active lever, no key cylinder; Wide lever handle (handed) (S, T or U lever) (passage)
- EUV** = Electric Unlock Trim (24VDC/FSE Std.) - Specify handing (not field reversible). For 12VDC specify 12VDC. For Fall Safe specify FSA

## DOOR HANDING

- RHR** = Right hand reverse\*
- LHR** = Left hand reverse

## KEYSTOP

- For no key/stop, leave blank  
**KS** = Keystop (Available with EA, EE, EE ER, EI functions)

## SWITCHING

- For no switching, leave blank
- LX** = Latch Bolt Signal Switch
  - LXV** = Latch Bolt Current Switch

## ELECTRIFIED FUNCTION

- For no electrified function, leave blank
- Standard**
- Select Arming Time and Auto Rearm
  - EA** = Hardwired Exit Alarm
  - EA EX** = Exit Alarm with Request To Exit (Signal) Switch
  - EA EXV** = Exit Alarm with Request To Exit (3amp Current) Switch
  - ED** = Electric Dogging
  - EX** = Request To Exit (Signal) Switch
  - EXV** = Request To Exit (3amp Current) Switch
- Delayed Egress**
- Select Arming Delay, Delayed Egress Time and Silent Arming
  - EE** = Delayed Egress
- Power Supply for Delayed Egress**
- Comes standard with 90-800 power supply
  - Single** = (1) 90-800 w/o bat backup
  - Pair** = (1) 90-800 w/o bat backup
- Latch Retraction**
- ER EX** = Electric Latch Retraction with Request To Exit Switch (silencer standard)
- Power Supply / Controller for Latch Retraction Only (ER)**
- Order/Sold Separately
  - Single** = 81-800
  - Pair** = 82-800
  - 2 Independent Singles** = 83-800

## Delayed Egress/Latch Retraction

- EE ER** = Delayed Egress with Electric Latch Retraction (silencer standard)

## Required Power Supply/Controller for Delayed Egress with Latch Retraction (EE ER)

- Order/Sold Separately
- Single EE ER** = 84-800
- Pair of EE ER** = 85-800
- One EE ER and One EE** = 85-800 EE
- One EE ER and One ER** = 85-800 ER

<sup>1</sup>(7/0/71 Series only) For use with single doors up to 4'x8' and pairs of doors up to 8'x8' with Listed 90 MINUTE - See 70/71 Series Catalog page for more information

Fire-rated trims must be fall safe (FSA)

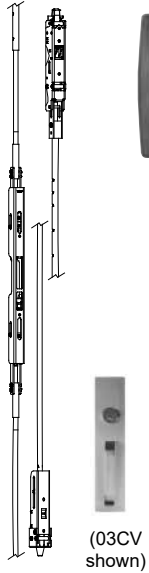
\*\*Other FSB levers available: 1016, 1035, 1058, 1075, 1093, 1119, 1147. FSB levers available in 630 finish only. See catalog pages for more information.

NOTE: \* = default/standard

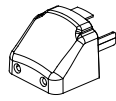
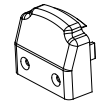
Also see online version at [detex.com/hto](http://detex.com/hto)



Detex products can expose you to chemicals including Chromium (hexavalent compounds) and lead, which are known to the State of California to cause cancer and birth defects or other reproductive harm. For more information go to [www.detex.com/p00p65](http://www.detex.com/p00p65)



**NOTE:**  
For all trim information and graphics see page 40



	Top & Bottom Rod Device	Top Rod Only Device	Finishes				
			630 (Std.)	628	693, 695	606, 612	605, 611, 613, 629
Device Only - Exit Only	70	71	\$2,279	\$2,006	\$2,193	\$2,483	\$2,826
	Device/Function/Trim		630/630	628/630			
01 Exit only, cover plate	7001CV	7101CV	\$2,478	\$2,205	\$2,407	\$2,697	\$3,040
02 Dummy pull trim	7002CV	7102CV	\$2,558	\$2,285	\$2,532	\$2,822	\$3,165
	7002WP	7102WP	\$2,498	\$2,225	N/A	N/A	N/A
03 Key Retracts Latch pull trim	7003CV	7103CV	\$2,644	\$2,371	\$2,611	\$2,901	\$3,244
03 Key Retracts Latch cylinder trim	7003WSV	7103WSV	\$2,519	\$2,246	\$2,450	\$2,752	\$3,122
			630/626	628/626			
01 Blank Escutcheon	7001DV	7101DV	\$2,767	\$2,494	\$2,711	\$3,006	\$3,386
02 Dummy Lever Trim	7002DV	7102DV	\$2,767	\$2,494	\$2,711	\$3,006	\$3,386
08 Key Locks/Unlocks Lever	7008DV	7108DV	\$2,825	\$2,552	\$2,817	\$3,112	\$3,386
09 Key Unlocks Lever; Locked when key removed	7009DV	7109DV	\$2,825	\$2,552	\$2,817	\$3,112	\$3,475
14 Lever Always Active	7014DV	7114DV	\$2,825	\$2,552	\$2,817	\$3,112	\$3,475
EU Electric Lock/Unlock	70EUV	71EUV	\$3,443	\$3,170	\$3,307	\$3,757	\$4,100

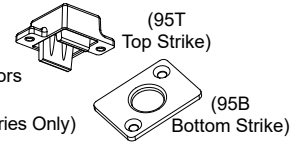
Device with pull trim  
  
Device with lever trim

**Note: Devices are shipped RHR unless specified LHR (Field Reversible)**  
For Top Rod Only Device specify 71 (example 7101CV)  
For high-security or high-traffic doors, 2" solid-core door recommended

**DEVICE COMES STANDARD WITH:**

Same finish, device exterior (except 628 finish which includes stainless steel cover, pushpad and endcap)  
36" 36" Device for 3-foot doors  
EC1 Ramped Endcap - Heavy Duty

HD Hex Dogging  
80" - 96" Fits 6'8" to 8' doors  
95T Top Strike  
95B Bottom Strike (70 Series Only)



**OPTIONS**

F Fire Rated (90 minutes) - Specify prefix F (ex. F101) - Fire pin included for F71 only Add \$150

**For Electrified Options see pages 50-56**

48" 48" Device for 4-foot doors Add \$31  
Custom lengths - Specify size (min. 24" to max. 48") Add \$75

Note: See Electrified Options for availability on devices shorter than 30", certain sizes come with EC2 endcap

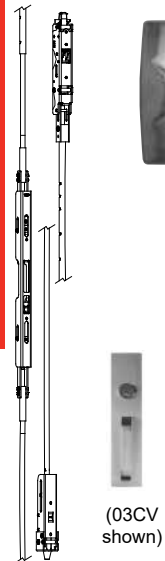
120" Add for doors 97" to 120" (10 ft.) Add \$75  
EC2 Flush Endcap No charge when ordered with device

AM Anti-Microbial (AM coating applied to pushpad, pull handles, and lever handles only) Add \$60  
SN1 Sex Nuts / Throughbolts (Device with trim requires 1 set / Device only requires 3 sets) \$16 PER SET  
KS Keystop Installed (alarm always armed when key removed) Add \$5  
SLR Silent Pushpad Return Add \$75

CD Cylinder Dogging No charge when ordered with device  
LD Less Dogging No charge when ordered with device

**NOTE - Cylinders not included. Products on this page can be ordered with cylinders (C65) or Interchangeable core housings (IC7) pre-installed at Detex prior to shipping (See page 63).**

## 80/81 SERIES CONCEALED VERTICAL ROD EXIT DEVICES (FOR HOLLOW METAL DOOR)



(80 Series shown)	Top & Bottom Rod Device	Top Rod Only Device	Finishes				
			630 (Std.)	628	693, 695	606, 612	605, 611, 613, 629
Device Only - Exit Only	80	81	\$2,279	\$2,006	\$2,193	\$2,483	\$2,826

Outside Function	Device/Function/Trim		630/630	628/630			
------------------	----------------------	--	---------	---------	--	--	--



01 Exit only, cover plate	8001CV	8101CV	\$2,478	\$2,205	\$2,407	\$2,697	\$3,040
02 Dummy pull trim	8002CV	8102CV	\$2,558	\$2,285	\$2,532	\$2,822	\$3,165
	8002WP	8102WP	\$2,498	\$2,225	N/A	N/A	N/A
03 Key Retracts Latch pull trim	8003CV	8103CV	\$2,644	\$2,371	\$2,611	\$2,901	\$3,244
03 Key Retracts Latch cylinder trim	8003WSV	8103WSV	\$2,519	\$2,246	\$2,450	\$2,752	\$3,122

			630/626	628/626			
--	--	--	---------	---------	--	--	--

01 Blank Escutcheon	8001DV	8101DV	\$2,767	\$2,494	\$2,711	\$3,006	\$3,386
02 Dummy Lever Trim	8002DV	8102DV	\$2,767	\$2,494	\$2,711	\$3,006	\$3,386
08 Key Locks/Unlocks Lever	8008DV	8108DV	\$2,825	\$2,552	\$2,817	\$3,112	\$3,386
09 Key Unlocks Lever; Locked when key removed	8009DV	8109DV	\$2,825	\$2,552	\$2,817	\$3,112	\$3,475
14 Lever Always Active	8014DV	8114DV	\$2,825	\$2,552	\$2,817	\$3,112	\$3,475
EU Electric Lock/Unlock	80EUV	81EUV	\$3,443	\$3,170	\$3,307	\$3,757	\$4,100

**Note: Devices are shipped RHR unless specified LHR (Field Reversible) For Top Rod Only Device specify 81 (example 8101CV)**

**DEVICE COMES STANDARD WITH:**

Same finish, device exterior (except 628 finish which includes stainless steel cover, pushpad and endcap)	HD Hex Dogging	
36" 36" Device for 3-foot doors	80" - 96" Fits 6'8" to 8' doors	
EC1 Ramped Endcap - Heavy Duty	95T Top Strike	(95B Bottom Strike)

**OPTIONS**

F Fire Rated (3 Hour) - Specify prefix F (ex. F8001) - Fire pin included for F81 Series Only Add \$150

**For Electrified Options see pages 50-56**

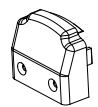
48" 48" Device for 4-foot doors Add \$31  
 Custom lengths - Specify size (min. 24" to max. 48") Add \$75  
 Note: See Electrified Options for availability on devices shorter than 30", certain sizes come with EC2 endcap

120" Add for doors 97" to 120" (10 ft.) Add \$75  
 EC2 Flush Endcap No charge when ordered with device

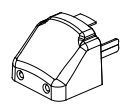
AM Anti-Microbial (AM coating applied to pushpad, pull handles, and lever handles only) Add \$60  
 SN1 Sex Nuts / Throughbolts (Device with trim requires 1 set / Device only requires 3 sets) \$16 PER SET  
 KS Keystop Installed (alarm always armed when key removed) Add \$5  
 SLR Silent Pushpad Return Add \$75

CD Cylinder Dogging No charge when ordered with device  
 LD Less Dogging No charge when ordered with device

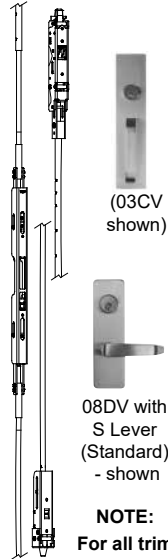
**NOTE - Cylinders not included. Products on this page can be ordered with cylinders (C65) or interchangeable core housings (IC7) pre-installed at Detex prior to shipping (See page 63).**



(EC2 Endcap)



(EC1 Endcap)

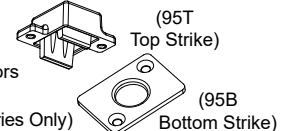


	Top & Bottom Rod Device	Top Rod Only Device	Finishes				
			630 (Std.)	628	693, 695	606, 612	605, 611, 613, 629
Device Only - Exit Only	82	83	\$2,279	\$2,006	\$2,193	\$2,483	\$2,826
	Outside Function	Device/Function/Trim	630/630	628/630			
Device with pull trim	01 Exit only, cover plate	8201CV 8301CV	\$2,478	\$2,205	\$2,407	\$2,697	\$3,040
	02 Dummy pull trim	8202CV 8302CV	\$2,558	\$2,285	\$2,532	\$2,822	\$3,165
		8202WP 8302WP	\$2,498	\$2,225	N/A	N/A	N/A
	03 Key Retracts Latch pull trim	8203CV 8303CV	\$2,644	\$2,371	\$2,611	\$2,901	\$3,244
03 Key Retracts Latch cylinder trim	8203WSV 8303WSV	\$2,519	\$2,246	\$2,450	\$2,752	\$3,122	
			630/626	628/626			
Device with lever trim	01 Blank Escutcheon	8201DV 8301DV	\$2,767	\$2,494	\$2,711	\$3,006	\$3,386
	02 Dummy Lever Trim	8202DV 8302DV	\$2,767	\$2,494	\$2,711	\$3,006	\$3,386
	08 Key Locks/Unlocks Lever	8208DV 8308DV	\$2,825	\$2,552	\$2,817	\$3,112	\$3,386
	09 Key Unlocks Lever; Locked when key removed	8209DV 8309DV	\$2,825	\$2,552	\$2,817	\$3,112	\$3,475
	14 Lever Always Active	8214DV 8314DV	\$2,825	\$2,552	\$2,817	\$3,112	\$3,475
	EU Electric Lock/Unlock	82EUV 83EUV	\$3,443	\$3,170	\$3,307	\$3,757	\$4,100

**DEVELOPMENT COMES STANDARD WITH:**

Same finish, device exterior (except 628 finish which includes stainless steel cover, pushpad and endcap)  
 36" 36" Device for 3-foot doors  
 EC1 Ramped Endcap - Heavy Duty

HD Hex Dogging  
 80" - 96" Fits 6'8" to 8' doors  
 95T Top Strike  
 95B Bottom Strike (80 Series Only)

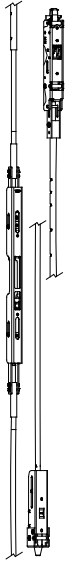


**OPTIONS**

F Fire Rated (3 Hour) - Specify prefix F (ex. F8201) - Fire pin included for F83 Series Only	Add \$150
<b>For Electrified Options see pages 50-56</b>	
48" 48" Device for 4-foot doors	Add \$31
Custom lengths - Specify size (min. 24" to max. 48")	Add \$75
Note: See Electrified Options for availability on devices shorter than 30", certain sizes come with EC2 endcap	
120" Add for doors 97" to 120" (10 ft.)	Add \$75
EC2 Flush Endcap	No charge when ordered with device
AM Anti-Microbial (AM coating applied to pushpad, pull handles, and lever handles only)	Add \$60
SN1 Sex Nuts / Throughbolts (Device with trim requires 1 set / Device only requires 3 sets)	\$16 PER SET
KS Keystop Installed (alarm always armed when key removed)	Add \$5
SLR Silent Pushpad Return	Add \$75
CD Cylinder Dogging	No charge when ordered with device
LD Less Dogging	No charge when ordered with device

**NOTE - Cylinders not included. Products on this page can be ordered with cylinders (C65) or interchangeable core housings (IC7) pre-installed at Detex prior to shipping (See page 63).**

## 87 SERIES HIGH SECURITY CONCEALED VERTICAL ROD EXIT DEVICE



	Top & Bottom Rod Device	Finishes				
		630 (Std.)	628	693, 695	606, 612	605, 611, 613, 629
Device Only - Exit Only	87	\$3,105	N/A	\$2,913	\$3,416	\$3,820

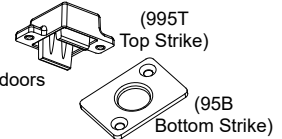
	Outside Function	Device/Function/Trim	630/630				
Device with pull trim	01 Exit only, cover plate	8701CV	\$3,304	N/A	\$3,127	\$3,630	\$4,034
	02 Dummy pull trim	8702CV	\$3,384	N/A	\$3,252	\$3,755	\$4,159
		8702WP	\$3,324	N/A	N/A	N/A	N/A
	03 Key Retracts Latch pull trim	8703CV	\$3,470	N/A	\$3,331	\$3,834	\$4,238
	03 Key Retracts Latch cylinder trim	8703WSV	\$3,345	N/A	\$3,182	\$3,685	\$4,116
			<b>630/626</b>				
Device with lever trim	01 Blank Escutcheon	8701DV	\$3,593	N/A	\$3,431	\$3,939	\$4,380
	02 Dummy Lever Trim	8702DV	\$3,593	N/A	\$3,431	\$3,939	\$4,380
	08 Key Locks/Unlocks Lever	8708DV	\$3,651	N/A	\$3,537	\$4,045	\$4,469
	09 Key Unlocks Lever; Locked when key removed	8709DV	\$3,651	N/A	\$3,537	\$4,045	\$4,469
	14 Lever Always Active	8714DV	\$3,651	N/A	\$3,537	\$4,045	\$4,469
	EU Electric Lock/Unlock	87EUV	\$4,269	N/A	\$4,027	\$4,690	\$5,094

**Note: Devices are shipped RHR unless specified LHR (Field Reversible)  
For high-security or high-traffic doors, 2" solid-core door recommended**

**DEVICE COMES STANDARD WITH:**

Same finish, device exterior  
36" 36" Device for 3-foot doors  
EC1 Ramped Endcap - Heavy Duty

HD Hex Dogging  
80" - 96" Fits 6'8" to 8' doors  
995T Top Strike  
95B Bottom Strike



**OPTIONS**

T Tornado Rated (maximum 42" wide and 88" tall) Add \$75  
F Fire Rated (Contact Factory) Add \$150

**For Electrified Options see pages 50-56**

48" 48" Device for 4-foot doors Add \$31  
Custom lengths - Specify size (min. 24" to max. 48") Add \$75

Note: See Electrified Options for availability on devices shorter than 30", certain sizes come with EC2 endcap

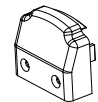
120" Add for doors 97" to 120" (10 ft.) Add \$75  
EC2 Flush Endcap No charge when ordered with device

AM Anti-Microbial (AM coating applied to pushpad, pull handles, and lever handles only) Add \$60  
SN1 Sex Nuts / Throughbolts (Device with trim requires 1 set / Device only requires 3 sets) \$16 PER SET  
KS Keystop Installed (alarm always armed when key removed) Add \$5  
SLR Silent Pushpad Return Add \$75

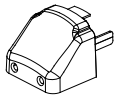
CD Cylinder Dogging (Cylinder Dogging and Hex Dogging not available with Tornado Rated Device - Contact factory for dogging options) No charge when ordered with device

LD Less Dogging No charge when ordered with device

**NOTE - Cylinders not included. Products on this page can be ordered with cylinders (C65) or interchangeable core housings (IC7) pre-installed at Detex prior to shipping (See page 63).**




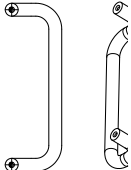

(EC2 Endcap)



(EC1 Endcap)

## NOTES






### PLATES AND PULL TRIMS

WSV Trim for 70/80 Series Devices		WP Trim for 70/71/80/81/82/83/87 Series Devices		CV Trim for 70/80 Series Devices S Handle			
 <b>03WSV</b>		 <b>02WP</b>		 <b>01CV    02CV    03CV</b>			
Finishes							
Function	Description	Trim	625, 626	630 (Std.)	693, 695	606, 612	605, 611, 613, 625, 629
03*	Key retracts latch	WSV	\$240	N/A	\$257	\$269	\$296
02	Dummy pull (wire)	WP	N/A	\$219	N/A	N/A	N/A
01	Exit only, cover plate	CV	N/A	\$199	\$214	\$214	\$214
02	Dummy pull	CV	N/A	\$279	\$339	\$339	\$339
03*	Key retracts latch	CV	N/A	\$365	\$418	\$418	\$418

\* Rim cylinder not included (order separately - see page 63)

### LEVER TRIMS



DV Trim - for 70/71/80/81/82/83/87 Series Devices							
 <b>08DV 09DV</b>		 <b>02DV 14DV</b>		 <b>S Lever (Std.)</b>	 <b>T Lever</b>	 <b>U Lever</b>	
Finishes							
Function	Description	Trim	Lever	626 (Std.)	693, 695	606, 612	605, 611, 613, 625 <sup>Q</sup>
01	Blank Escutcheon	DV	S, T or U	\$488	\$518	\$523	\$560
02	Dummy lever	DV	S, T or U	\$488	\$518	\$523	\$560
08*	Key locks/unlocks lever	DV	S, T or U	\$546	\$624	\$629	\$649
09*	Lever trim active by key; locked when key removed	DV	S, T or U	\$546	\$624	\$629	\$649
14	Lever always active	DV	S, T or U	\$546	\$624	\$629	\$649

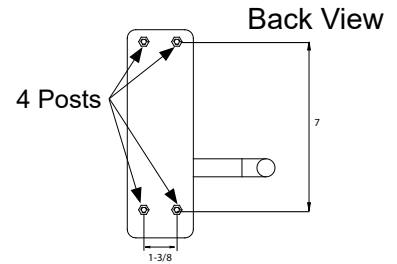
\* Mortise cylinder not included (order separately - see page 63)  
<sup>Q</sup> Use 625 finish for lever trim to match 629 exit device finish.  
**NOTE: Lever Trims are shipped RHR unless specified LHR (02, 08, 09 and 14 are Field Reversible)**



103789 Cylinder Nut Socket  
 100783 Cylinder Nut  
 See page 122 for more information



### EUV Electrified Lever Trim - for 70/71/80/81/82/83/87 Series Devices



Function	Description	Trim	Lever	Finishes			
				626 (Std.)	693, 695	606, 612	605, 611, 613, 625 <sup>Ω</sup>
EU*	Electric Lock/Unlock	EUV	S, T or U	\$1,164	\$1,114	\$1,274	\$1,274

(For EU specify Fail Secure [FSE - std.] or Fail Safe [FSA] and specify handing - not field reversible)

\* Mortise cylinder not included (order separately - see page 63)

<sup>Ω</sup>Use 625 finish for lever trim to match 629 exit device finish.

**NOTE: Lever Trims are shipped RHR unless specified LHR (02, 08, 09 and 14 are Field Reversible)**



Also available 12VDC - specify 12VDC



### FSB LEVERS

#### Wide Stile FSB Levers For Use With 70/71/80/81/82/83/87 Series (long lead times apply)



EUFBS\_---  
08DVFSB\_---  
09DVFSB\_---



02DVFSB\_---  
14DVFSB\_---



1076



1075



1035



1016



1119



1147



1093



1058

Example 08DVFSB1075

Function	Description	Trim	Lever	Finishes			
				630 (Std.)	693, 695	606, 612	605, 611, 613, 629
02	Dummy lever	DV	FSB_---†	\$858			
08*	Key locks/unlocks lever	DV	FSB_---†	\$899			
09*	Key unlocks lever; locked when key removed	DV	FSB_---†	\$899			
14	Lever always active	DV	FSB_---†	\$899			
EU*	Electric Lock/Unlock	DV	FSB_---†	\$1,385			

(For EU specify Fail Secure [FSE - std.] or Fail Safe [FSA] and specify handing - not field reversible)

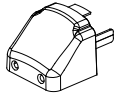
FSB Lever Trims available in 630 / US32D Brushed Stainless Steel finish only

\* Mortise cylinder not included (order separately - see page 63)

**NOTE: Lever Trims are shipped RHR unless specified LHR (02, 08, 09 and 14 are Field Reversible)**

† To order, use FSB then 4 letter designator. (Example: FSB1076)





(EC1 Endcap)



(EC2 Endcap)

Function	Device	Finishes				
		630 (Std.)	628	693, 695	606, 612	605, 611, 613, 629
00 Wide Stile, No moving parts, rail with 2 end caps	0000	\$640	\$640	\$642	\$918	\$999
05 Narrow Stile, No moving parts, rail with EC2 end caps	0500xEC2	\$787	\$787	\$802	\$1,074	\$1,154




01 Series



04 Series


## 01/04 SERIES NO LATCH DUMMY BAR (ACTIVE PUSHPAD)

Function	Device	Finishes				
		630 (Std.)	628	693, 695	606, 612	605, 611, 613, 629
01 Active pushpad, std. head cover, no latch bolt	01	\$787	\$787	\$802	\$1,074	\$1,498
04 Active pushpad, narrow head cover, no latch bolt	04	\$897	\$897	\$914	\$1,188	\$1,604



01C 02C 01W

Outside Function	Device/Function/Trim	630/630	628/630	693/695	606/612	605/611, 613, 629
01 Active pushpad, std. head cover, no latch bolt	0101C	\$1,046	\$1,046	\$1,061	\$1,333	\$1,757
	0101W	\$982	\$982	\$997	\$1,269	\$1,693
	0102C	\$1,126	\$1,126	\$1,141	\$1,413	\$1,837
	0102D	\$1,279	\$1,279	\$1,294	\$1,566	\$1,990
04 Active pushpad, narrow head cover, no latch bolt	0401CN	\$1,046	\$1,046	\$1,061	\$1,333	\$1,757
	0402CN	\$1,126	\$1,126	\$1,141	\$1,413	\$1,837
	0402DN	\$1,156	\$1,156	\$1,171	\$1,443	\$1,867



01CN 02CN



02D 02DN

### OPTIONS

	Price
W Weatherized (Mechanical only - For weatherized electrified functions, see Electrified Options)	Add \$200
<b>For Electrified Options see pages 50-56</b>	
48" 48" Device for 4'0" doors	Add \$31
Custom lengths - Specify size (min. 24" to max. 48")	Add \$75
SLR Silent Pushpad Return (01 only)	Add \$75

## NOTES

BHMA Function	BHMA Definition	Description	ADVANTEX®	Manufacturer A	Manufacturer B	Manufacturer C
			Standard 10 Series Rim	Exit Devices Standard 98 Series Rim	Exit Devices Standard 8800 Series Rim	Exit Devices Standard 21 Series Rim
01	Exit Only	Cover Plate	01C & 01W	990EO	802-PTB	1701
02	Pull When Dogged	Dummy Pull	02C	990DT	810-PTB	1702A
02	Pull When Dogged	Dummy Vandal Pull	02Z	VR910DT	821	N/A
03	Key Retracts Latch Bolt	Night Latch Vandal Pull	03Z	VR910NL	LC-826	N/A
03	Key Retracts Latch Bolt	Night Latch Pull	03C	990NL	LC-814-PSB	1703A
03	Key Retracts Latch Bolt	Night Latch - Cylinder Only - Pull by Others	03WS & 03W	110NL-OP	N/A	C03
01	Exit Only	Blank Escutcheon	01D	996EO		N/A
02	Pull When Dogged	Dummy Lever	02D	996LxDT	710-ETL	4902A
08	Key Unlocks & Locks Lever	Classroom Lever	08D	996L	LC-743-ETL	4908A
09	Lever Active by Key: Locked when key removed	Night Latch / Storeroom Lever	09D	996LxNL	LC-746-ETL	4903A
10	Inside or outside, key locks or unlocks lever	Double Cylinder Lever	10D	996L-2	LC-716-ETL	4908A
14	Lever always active	Passage Lever	14D	996LxBE	LC-715-ETL	4914A
EU	Electric Lock/Unlock	Fail Secure or Fail Safe	EU	E996L	LC-775-ETL LC-776-ETL	E4908A

BHMA Function	BHMA Definition	Description	SVR 20/21 Series	SVR 9827 Series	SVR 8700 Series	SVR 22 Series
01	Exit Only	Cover Plate	01C & 01W	990EO	802-PTB	1701
02	Pull When Dogged	Dummy Pull	02C	990DT	810-PTB	1702A
02	Pull When Dogged	Dummy Vandal Pull	02Z	VR910DT	821	N/A
03	Key Retracts Latch Bolt	Night Latch Vandal Pull	03Z	VR910NL	LC-826	N/A
03	Key Retracts Latch Bolt	Night Latch Pull	03C	990NL	N/A	1703A
03	Key Retracts Latch Bolt	Night Latch - Cylinder Only - Pull by Others	03WS & 03W	370T	306	C03
01	Exit Only	Blank Escutcheon	01D	N/A	710	N/A
02	Pull When Dogged	Dummy Lever	02D	996LxDT	71-ETL	4902A
08	Key Unlocks & Locks Lever	Classroom Lever	08D	996L-2	LC-743-ETL	4908A
09	Lever Active by Key: Locked when key removed	Night Latch / Storeroom Lever	09D	996LxNL	LC-746-ETL	4903A
14	Lever always active	Passage Lever	14D	996LxBE	LC-715-ETL	4914A
EU	Electric Lock/Unlock	Fail Secure or Fail Safe	EU	E996L	773-ETL (no cylinder) 774-ETL (no cylinder)	E4908A

BHMA Function	BHMA Definition	Description	Mortise 30 Series	Mortise 9875 Series	Mortise 8900 Series	Mortise 23 Series
01	Exit Only	Cover Plate	01CM, 01WM	990EO	802-PTB	1701
02	Pull When Dogged	Dummy Pull	02CM	990DT	810-PTB	1702A
03	Key Retracts Latch Bolt	Night Latch Pull	03CM	990NL	LC-814-PTB	1703A
03	Key Retracts Latch Bolt	Night Latch - Cylinder Only - Pull by Others	03WM	990NL	N/A	C03
01	Exit Only	Blank Escutcheon	01DM	N/A	710	N/A
02	Pull When Dogged	Dummy Lever	02DM	996LxDT	710-ETL	M4902A
08	Key Unlocks & Locks Lever	Classroom Lever	08DM	996L	LC-743-ETL	M4908A
09	Lever Active by Key: Locked when key removed	Night Latch / Storeroom Lever	09DM	996LxNL	LC-706-ETL (not vandal resistant)	M4903A
10	Inside or outside, key locks or unlocks lever	Double Cylinder Lever	10DM	996L-2	LC-716-ETL	M4908A
14	Lever always active	Passage Lever	14DM	996LxBE	715-ETL	M4914A
EU	Electric Lock/Unlock	Fail Secure or Fail Safe	EUxDM	E996L	LC-775-ETL LC-776-ETL	E4908A

TRIM CROSS REFERENCE CONT'D ON PAGE 45

BHMA Function	BHMA Definition	Description	ADVANTEX®	Manufacturer A Exit Devices	Manufacturer B Exit Devices	Manufacturer C Exit Devices
			Narrow Stile 40 Series Rim	Narrow Stile 35A Series Rim	Narrow Stile 8500 Series Rim	Narrow Stile 24 Series Rim
01	Exit Only	Cover Plate	01CN	360EO	N/A	2001
02	Pull When Dogged	Dummy Pull	02CN	386DT	N/A	2002A
03	Key Retracts Latch Bolt	Night Latch Pull	03CN	386NL	N/A	2003A
03	Key Retracts Latch Bolt	Night Latch - Cylinder Only - Pull by Others	03WS	388	N/A	C03
01	Exit Only	Blank Escutcheon	01DN	N/A	N/A	N/A
02	Pull When Dogged	Dummy Lever	02DN	360LxDT	710-ETL	2902A
08	Key Unlocks & Locks Lever	Classroom Lever	08DN	360L	LC-743-ETL	2908A
09	Lever Active by Key: Locked when key removed	Night Latch / Storeroom Lever	09DN	360L-NL	LC-746-ETL	2903A
14	Lever always active	Passage Lever	14DN	360L-BE	715-ETL	2914A
EU	Electric Lock/Unlock	Fail Secure or Fail Safe	EU2W	E360L-BE	773-ETL (no cylinder) 774-ETL (no cylinder)	N/A

BHMA Function	BHMA Definition	Description	SVR Narrow Stile 50/51 Series	SVR Narrow Stile 3527A Series	Narrow Stile SVR Not Available	Narrow Stile SVR Not Available
01	Exit Only	Cover Plate	01CN	N/A	N/A	N/A
02	Pull When Dogged	Dummy Pull	02CN	386DT	N/A	N/A
03	Key Retracts Latch Bolt	Night Latch Pull	03CN	386NL	N/A	N/A
03	Key Retracts Latch Bolt	Night Latch - Cylinder Only - Pull by Others	03WS	388	N/A	N/A
01	Exit Only	Blank Escutcheon	01DN	N/A	N/A	N/A
02	Pull When Dogged	Dummy Lever	02DN	360LxDT	N/A	N/A
08	Key Unlocks & Locks Lever	Classroom Lever	08DN	360L	N/A	N/A
09	Lever Active by Key: Locked when key removed	Night Latch / Storeroom Lever	09DN	360LxNL	N/A	N/A
14	Lever always active	Passage Lever	14DN	360L-BE	N/A	N/A
EU	Electric Lock/Unlock	Fail Secure or Fail Safe	EU2W	E360L-BE	N/A	N/A

BHMA Function	BHMA Definition	Description	CVR Narrow Stile 60/61 Series for Aluminum Doors	CVR Narrow Stile 3547A Series	CVR Narrow Stile AD8400 Series	CVR Narrow Stile 2600 Series
02	Pull When Dogged	Dummy Pull (Wire)	02WP	8190	862 Pull	N/A
03	Key Retracts Latch Bolt	Night Latch - Cylinder Only - Pull by Others	03R	388	100	N/A
01	Exit Only	Blank Escutcheon	01DNV	N/A	710-4	N/A
02	Pull When Dogged	Dummy Lever	02DNV	360LxDT	710-4-ETL	2902A
08	Key Unlocks & Locks Lever	Classroom Lever	08DNV	360L	LC-743-4-ETL	2908A
09	Lever Active by Key: Locked when key removed	Night Latch / Storeroom Lever	09DNV	360LxNL	LC-746-4-ETL	2903A
14	Lever always active	Passage Lever	14DNV	360L-BE	715-4-ETL	2914A

BHMA Function	BHMA Definition	Description	CVR Narrow Stile 62/63 Series for Hollow Metal	CVR Narrow Stile 3547A Series	CVR Narrow Stile MD8400 Series	CVR Narrow Stile 2600 Series
01	Exit Only	Cover Plate	01CNV	N/A	N/A	N/A
02	Pull When Dogged	Dummy Pull	02CNV	N/A	N/A	N/A
02	Pull When Dogged	Dummy Pull (Wire)	02WP	8190	862 Pull	N/A
03	Key Retracts Latch Bolt	Night Latch Pull	03CNV	388x8190	N/A	N/A
03	Key Retracts Latch Bolt	Night Latch - Cylinder Only - Pull by Others	03R	388	N100	N/A
01	Exit Only	Blank Escutcheon	01DNV	N/A	710-4	N/A
02	Pull When Dogged	Dummy Lever	02DNV	N/A	710-4-ETL	N/A
08	Key Unlocks & Locks Lever	Classroom Lever	08DNV	360L	LC-743-4-ETL	2908A
09	Lever Active by Key: Locked when key removed	Night Latch / Storeroom Lever	09DNV	360L-NL	LC-746-4-ETL	2909A
14	Lever always active	Passage Lever	14DNV	360L-BE	715-4-ETL	2914A

TRIM CROSS REFERENCE CONT'D ON PAGE 46

BHMA Function	BHMA Definition	Description	ADVANTEX®	Manufacturer A Exit Devices	Manufacturer B Exit Devices	Manufacturer C Exit Devices
			CVR 70/71 Series for Wood Doors	CVR for Wood Doors 9847 WDC	CVR WD8600 Series	CVR for Wood Doors 2700
01	Exit Only	Cover Plate	01CV	990EO	N/A	1701
02	Pull When Dogged	Dummy Pull	02CV	990DT	N/A	1702A
02	Pull When Dogged	Dummy Pull (Wire)	02WP	8190	862 Pull	N/A
03	Key Retracts Latch Bolt	Night Latch Pull	03CV	990NL-R/V	N/A	1703A
03	Key Retracts Latch Bolt	Night Latch - Cylinder Only - Pull by Others	03WSV	110NL-MD	100	N/A
01	Exit Only	Blank Escutcheon	01DV	N/A	710-4	N/A
02	Pull When Dogged	Dummy Lever	02DV	996L-DT-CV	710-4-ETL	4902A
08	Key Unlocks & Locks Lever	Classroom Lever	08DV	996L-CV	LC-743-4-ETL	4908A
09	Lever Active by Key: Locked when key removed	Night Latch / Storeroom Lever	09DV	996L-NL-CV	LC-746-4-ETL	4903A
14	Lever always active	Passage Lever	14DV	996LxBE	715-4-ETL	4914A
EU	Electric Lock/Unlock	Fail Secure or Fail Safe	EUV	E996L	773-4-ETL (no cylinder) 774-4-ETL (no cylinder)	E2703/4908A

BHMA Function	BHMA Definition	Description	CVR 80/81 Series for Hollow Metal Doors	CVR 9847 Series	CVR MD8600 Series	CVR 2800 Series
			CVR 80/81 Series for Hollow Metal Doors	CVR 9847 Series	CVR MD8600 Series	CVR 2800 Series
01	Exit Only	Cover Plate	01CV	990EO	N/A	1701
02	Pull When Dogged	Dummy Pull	02CV	990DT	N/A	C1702A
02	Pull When Dogged	Dummy Pull (Wire)	02WP	8190	862 Pull	N/A
03	Key Retracts Latch Bolt	Night Latch Pull	03CV	990NL-RV	N/A	C1703A
03	Key Retracts Latch Bolt	Night Latch - Cylinder Only - Pull by Others	03WSV	110NL-MD	100	N/A
01	Exit Only	Blank Escutcheon	01DV	N/A	710-4	N/A
02	Pull When Dogged	Dummy Lever	02DV	996L-DT-CV	710-4-ETL	4902A
08	Key Unlocks & Locks Lever	Classroom Lever	08DV	996L-L-CV	LC-743-4-ETL	4908A
09	Lever Active by Key: Locked when key removed	Night Latch / Storeroom Lever	09DV	996L-NL-CV	LC-746-4-ETL	4903A
14	Lever always active	Passage Lever	14DV	996LxBE	715-4-ETL	4914A
EU	Electric Lock/Unlock	Fail Secure or Fail Safe	EUV	E996L	773-4-ETL (no cylinder) 774-4-ETL (no cylinder)	E2803/4908A

BHMA Function	BHMA Definition	Description	CVR 82/83 Series for Aluminum Doors	CVR 9847 Series	CVR AD8600 Series	CVR 2800 Series
			CVR 82/83 Series for Aluminum Doors	CVR 9847 Series	CVR AD8600 Series	CVR 2800 Series
01	Exit Only	Cover Plate	01CV	990EO	N/A	1701
02	Pull When Dogged	Dummy Pull	02CV	990DT	N/A	C1702A
02	Pull When Dogged	Dummy Pull (Wire)	02WP	8190	862 Pull	N/A
03	Key Retracts Latch Bolt	Night Latch Pull	03CV	990NL-RV	N/A	C1703A
03	Key Retracts Latch Bolt	Night Latch - Cylinder Only - Pull by Others	03WSV	110NL-MD	100	N/A
01	Exit Only	Blank Escutcheon	01DV	N/A	710-4	N/A
02	Pull When Dogged	Dummy Lever	02DV	996L-DT-CV	710-4-ETL	4902A
08	Key Unlocks & Locks Lever	Classroom Lever	08DV	996L-L-CV	LC-743-4-ETL	4908A
09	Lever Active by Key: Locked when key removed	Night Latch / Storeroom Lever	09DV	996L-NL-CV	LC-746-4-ETL	4903A
14	Lever always active	Passage Lever	14DV	996LxBE	715-4-ETL	4914A
EU	Electric Lock/Unlock	Fail Secure or Fail Safe	EUV	E996L	773-4-ETL (no cylinder) 774-4-ETL (no cylinder)	E2803/4908A

## NOTES

BHMA Type	BHMA Definition	ADVANTEX®	Manufacturer A Exit Devices	Manufacturer B Exit Devices	Manufacturer C Exit Devices
1	Rim Exit Device	10	98/99	8800	2100
	Rim Exit Device - Weatherized	10xW	No equal	No equal	No equal
2	Surface Vertical Rod Exit Device	20	98/9927	8700	2200
	Surface Vertical Rod Exit Device - Weatherized	20xW	No equal	No equal	No equal
	Surface Vertical Rod Exit Device - Top Rod Only	21	98/9927-LBR	NB8700	2200LBR
	Surface Vertical Rod Exit Device - Top Rod Only - Weatherized	21xW	No equal	No equal	No equal
3	Mortise Exit Device	30	98/9975	8900	2300
4	Narrow Stile Rim Exit Device	40	33A	8400	2400
	Narrow Stile Rim Exit Device - Weatherized	40xW	No equal	No equal	No equal
5	Narrow Stile Surface Vertical Rod Exit Device	50	3327A	No equal	No equal
	Narrow Stile Surface Vertical Rod Exit Device - Weatherized	50xW	No equal	No equal	No equal
	Narrow Stile Surface Vertical Rod Exit Device - Top Rod Only	51	3327A-LBR	No equal	No equal
	Narrow Stile Surface Vertical Rod Exit Device - Top Rod Only - Weatherized	51xW	No equal	No equal	No equal
6	Narrow Stile Concealed Vertical Rod Exit Device (for Aluminum Door)	60	3347A	AD8400	2600
	Narrow Stile Concealed Vertical Rod Exit Device (for Aluminum Door) - Top Rod Only	61	3347A-LBR	NB-AD8400	2600LBR
	Narrow Stile Concealed Vertical Rod Exit Device (for Hollow Metal Door)	62	3347A	MD8400	2600
	Narrow Stile Concealed Vertical Rod Exit Device (for Hollow Metal Door) - Top Rod Only	63	3347A-LBR	NB-MD8400	2600LBR
7	Wood Door Concealed Vertical Rod Exit Device	70	33/3547A	WD8600	2700
	Wood Door Concealed Vertical Rod Exit Device - Top Rod Only	71	33/3547A-LBR	NB-WD8600	2700LBR
8	Metal Door Concealed Vertical Rod Device (for Hollow Metal Door)	80	98/9947	MD8600	2800
	Metal Door Concealed Vertical Rod Device (for Hollow Metal Door) - Top Rod Only	81	98/9947-LBR	NB-MD8600	2800LBR
	Metal Door Concealed Vertical Rod Device (for Aluminum Door)	82	98/9947	AD8600	2800
	Metal Door Concealed Vertical Rod Device (for Aluminum Door) - Top Rod Only	83	98/9947-LBR	NB-AD8600	2800LBR



	<b>ADVANTEX®</b>	<b>Manufacturer A Exit Devices</b>	<b>Manufacturer B Exit Devices</b>	<b>Manufacturer C Exit Devices</b>
<b>Function</b>	<b>Standard Advantex</b>	<b>Standard 98 Series</b>	<b>Standard 80 Series</b>	<b>Standard 2000 Series</b>
Hardwired Exit Alarm	EA	ALK	AL	ALW
Weatherized Battery Powered Exit Alarm	EB W	No equal	No equal	ALK
Electric Dogging	ED	No equal	58	No equal
Electric Latch Retraction	ER EX <small>Request to Exit Switch included</small>	QEL	56	ELR
Weatherized Electric Latch Retraction	ER EX W <small>Request to Exit Switch included</small>	No equal	No equal	No equal
Electric Lock/Unlock Lever	EU, EU2W, EUV	E996L	73/74/75/76	E
Delayed Egress	EE	CX	59	DE
Delayed Egress With Latch Retraction	EE ER	No equal	No equal	No equal
Electric Switching	ES	RXxLX	53x55	LSxTS
Latch Bolt Signaling	LX	LX	53	LS
Electric Integration	EI	No equal	No equal	No equal
Request to Exit Signaling	EX	RX	55	TS
Weatherized Request to Exit Signaling	EX W	WP-RX	No equal	WTS
Request to Exit Switching for High Current	EXV	No equal	No equal	No equal
Latch Bolt Signaling for High Current	LXV	No equal	No equal	No equal
Weatherized Request to Exit Switching for High Current	EXV W	No equal	No equal	No equal

<b>Hardwired Exit Alarm (EA) - Available on all Devices</b>		<b>Price Add \$420</b>
<p>Standard Package Includes:</p> <ul style="list-style-type: none"> <li>- Switch monitors pushpad movement and triggers alarm</li> <li>- Green &amp; Red LED, cylinder arming, 9-volt battery and piezo horn</li> <li>- Manual Key Arming standard or field-selectable 2-minute auto rearm</li> <li>- Remote Alarm Relay output (std) Common, Normally Open or Normally Closed Relay contacts</li> <li>- Bypass Alarm Relay input (std.) Normally Open Relay Contacts</li> <li>- Low Battery Alert (std), field-selectable option to remove backup battery / disable low-battery alert</li> <li>- Cylinder Dogging (CD) standard or Less Dogging (LD - note: Fire Rated devices come LD only)</li> <li>- Self-adhesive Door Sign (EA-561 English - Red)</li> </ul>		
<b>Options</b>		
FC3EC1 - 3' Flex Conduit Kit with conduit, ramped endcap and fittings		Add \$167
FC10EC1 - 10' Flex Conduit Kit with conduit, ramped endcap and fittings		Add \$182
FC3EC2 - 3' Flex Conduit Kit with conduit, flush endcap and fittings		Add \$86
FC10EC2 - 10' Flex Conduit Kit with conduit, flush endcap and fittings		Add \$129
KS - Key Stop feature installed		Add \$5
LD - Less Dogging		N/C
Substitute Door Signage Available (See Accessories - Page 64)		N/C
LX - Latchbolt Signaling Switch (example EA LX)		Add \$196
PT-5 - Power Transfer		Add \$145
EW8-626 - Electric Hinge		Add \$349
<b>Accessories</b>		
<b>(NOTE: EA alarm can be hardwired with 12V AC/DC through 24V AC/DC)</b>		
PP-5152-2 Transformer 24VAC		Add \$77
PP-5152-3 Transformer 12VAC		Add \$35

<b>Weatherized Exit Alarm (EB W) - Battery Powered - Available on 10/20/21/40/50/51 Devices</b>		<b>Price Add \$650</b>
<p>Standard Package Includes:</p> <ul style="list-style-type: none"> <li>- Remote signaling, remote bypass, pushpad monitoring</li> <li>- Green &amp; Red LED, cylinder arming, 9-volt battery and piezo horn</li> <li>- Manual Key Arming standard or field-selectable 2-minute auto rearm</li> <li>- Remote Alarm Relay output (std) Common, Normally Open or Normally Closed Relay contacts</li> <li>- Bypass Alarm Relay input (std.) Normally Open Relay Contacts</li> <li>- Low-Battery Alert (std), field-selectable option to remove backup battery / disable low-battery alert</li> <li>- Cylinder Dogging (CD) standard or Less Dogging (LD - note: Fire Rated devices come LD only)</li> <li>- Pushpad Signage "Push to Open Alarm Will Sound"</li> </ul>		
<b>Options</b>		
FC3EC1W - Weatherized 3' Flex Conduit Kit with conduit, ramped endcap and fittings		Add \$167
FC10EC1W - Weatherized 10' Flex Conduit Kit with conduit, ramped endcap and fittings		Add \$182
FC3EC2W - Weatherized 3' Flex Conduit Kit with conduit, flush endcap and fittings		Add \$93
FC10EC2W - Weatherized 10' Flex Conduit Kit with conduit, flush endcap and fittings		Add \$129
KS - Key Stop feature installed		Add \$5
LD - Less Dogging		N/C
<b>Accessories</b>		
106595-5 - Battery Eliminator 9VDC Power Source in NEMA Enclosure		Add \$1,426

**ELECTRIFIED OPTIONS CONT'D ON PAGE 51**

<b>Electric Latch Retraction with Request to Exit Switch (ER EX) - Available on all Devices 30" or longer</b>		<b>Price Add \$1,108</b>
Standard Package Includes - Simultaneous latch and pushpad retraction - Quiet latch retraction - Long-term dogging capability - Request to Exit Switch (Note: A Power Supply Controller is required for ER but not included in standard package)		
<b>Options</b>		
FC3EC1 - 3' Flex Conduit Kit with conduit, ramped endcap and fittings		Add \$167
FC10EC1 - 10' Flex Conduit Kit with conduit, ramped endcap and fittings		Add \$182
FC3EC2 - 3' Flex Conduit Kit with conduit, flush endcap and fittings		Add \$86
FC10EC2 - 10' Flex Conduit Kit with conduit, flush endcap and fittings		Add \$129
LX - Latchbolt Signaling Switch (example ER EX LX)		Add \$196
PT-5 - Power Transfer		Add \$145
EWH8-626 - Electric Hinge		Add \$349
<b>Required Accessories</b>		
81-800 Power Supply Controller for Latch Retraction - Single Door		See page 94
82-800 Power Supply Controller for Latch Retraction - Pairs of Doors Simultaneous		See page 94
83-800 Power Supply Controller for Latch Retraction - Pairs of Doors Independent		See page 94

<b>Weatherized Electric Latch Retraction with Request to Exit Switch (ER EX W) - Available on 10/20/21/40/50/51 Devices</b>		<b>Price Add \$1,758</b>
Standard Package Includes: - Weatherized simultaneous latch and pushpad retraction - Long-term dogging capability - Request to Exit Switch (Note: A Power Supply is required for ER EX but not included in standard package. If mounting outside, NEMA enclosure required)		
<b>Options</b>		
FC3EC1W - Weatherized 3' Flex Conduit Kit with conduit, ramped endcap and fittings		Add \$167
FC10EC1W - Weatherized 10' Flex Conduit Kit with conduit, ramped endcap and fittings		Add \$182
FC3EC2W - Weatherized 3' Flex Conduit Kit with conduit, flush endcap and fittings		Add \$93
FC10EC2W - Weatherized 10' Flex Conduit Kit with conduit, flush endcap and fittings		Add \$129
<b>Required Accessories</b>		
81-800 Power Supply Controller for Latch Retraction - Single Door		See page 94
82-800 Power Supply Controller for Latch Retraction - Pairs of Doors Simultaneous		See page 94
83-800 Power Supply Controller for Latch Retraction - Pairs of Doors Independent		See page 94

**ELECTRIFIED OPTIONS CONT'D ON PAGE 52**

### Electric Dogging (ED) - Available on all Devices

Price Add \$490

**Standard Package Includes:**

- On-board switching requires initial manual pushpad depression after electric activation
- Long-term dogging

**(Note: A 24V power supply or logic controller is required for ED but not included.)**

**(Note: Most applications with ED require a power switch. - See page 140)**

#### Options

FC3EC1 - 3' Flex Conduit Kit with conduit, ramped endcap and fittings	Add \$167
FC10EC1 - 10' Flex Conduit Kit with conduit, ramped endcap and fittings	Add \$182
FC3EC2 - 3' Flex Conduit Kit with conduit, flush endcap and fittings	Add \$86
FC10EC2 - 10' Flex Conduit Kit with conduit, flush endcap and fittings	Add \$129
EX - Request to Exit Switching (example ED EX)	Add \$182
LX - Latchbolt Signaling Switch (example ED LX)	Add \$196
PT-5 - Power Transfer	Add \$145
EWH8-626 - Electric Hinge	Add \$349

#### Accessories

CS462 Keyswitch (For other keyswitch and push button options, see page 140)	Add \$176
PP-5152-2 24VAC transformer (Order Separately)	Add \$77
24V power supply for filtered, regulated power and simplified fire loop connections (Order Separately)	See Page 94

### Delayed Egress (EE) - Available on all Devices 36" or longer

Price Add \$1,795

**Standard Package Includes:**

- 15-second Delayed Egress - alarm switches monitor dead latch
- 15-second arming delay (AD) with extended bypass (alarm arms after door closes)
- 1-second nuisance delay
- Comes standard with 24V Filtered and Regulated Power Supply with simplified fire loop connections
- (NOTE: Detex Power Supply required and included with Standard EE package, can power devices for a pair of doors, specify 10xEExPSO for second door)**
- Switches monitor pushpad, latch bolt and outside trim input
- Manual Key Arming standard or field-selectable 2-minute auto rearm
- Remote Alarm Relay output (std) Common, Normally Open or Normally Closed Relay contacts
- Bypass Alarm Relay input (std.) Normally Open Relay Contacts
- Low-Battery Alert (std), field-selectable option to remove backup battery / disable low-battery alert
- Cylinder Dogging (CD) standard or Less Dogging (LD - note: Fire Rated devices come LD only)
- Comes with one green LED, one red LED & 100 decibel alarm, field-selectable LED status indicator & self-adhesive, code-compliant door sign (ECL-395 English - 15 Second - Red)

For non-standard arming delay, non-standard nuisance delay, 2-minute alarm silence, non-extended bypass, set grant times and other non-standard options or features, contact factory.

#### Options

30 - 30-Second Delayed Egress (example EEx30)	N/C
FC3EC1 - 3' Flex Conduit Kit with conduit, ramped endcap and fittings	Add \$167
FC10EC1 - 10' Flex Conduit Kit with conduit, ramped endcap and fittings	Add \$182
FC3EC2 - 3' Flex Conduit Kit with conduit, flush endcap and fittings	Add \$86
FC10EC2 - 10' Flex Conduit Kit with conduit, flush endcap and fittings	Add \$129
KS - Key Stop feature installed	Add \$5
LD - Less Dogging	N/C
LX - Latchbolt Signaling Switch (example EE LX)	Add \$196
PT-5 - Power Transfer	Add \$145
EWH8-626 - Electric Hinge	Add \$349
L9 - Less Battery	Add \$5
SI - Status Indicator	Add \$5
L9xSI - Less Battery & Status Indicator	Add \$10
PS0 - Less Power Supply	Subtract \$225

ELECTRIFIED OPTIONS CONT'D ON PAGE 53

<b>Delayed Egress with Latch Retraction (EE ER) - Available on all Devices 36" or longer</b>		<b>Price Add \$2,398</b>
Standard Package Includes: - Switches to monitor pushpad and dead latch - Quiet latch retraction - Sold separately, but required and Included as part of Power Supply Controller is the Remote, wall-mount keyswitch & horn, with green and red LED, 100-dB alarm (RIU) as part of 84-800 and 85-800 <b>(NOTE: A Logic Controller is required for EExER but not included in standard package)</b> For options such as Silent Arming, arming times, set grant times, Key Stop (armed when key removed) Rearm using Key Only, access control only bypasses (RKO) and other options, see power supply controllers on pages 94-95.		
<b>Options</b>		
30 - 30-Second Delayed Egress (example EE ERx30)		N/C
FC3EC1 - 3' Flex Conduit Kit with conduit, ramped endcap and fittings		Add \$167
FC10EC1 - 10' Flex Conduit Kit with conduit, ramped endcap and fittings		Add \$182
FC3EC2 - 3' Flex Conduit Kit with conduit, flush endcap and fittings		Add \$86
FC10EC2 - 10' Flex Conduit Kit with conduit, flush endcap and fittings		Add \$129
KS - Key Stop feature installed		Add \$5
Substitute Door Signage Available (See Accessories - Page 64)		N/C
LX - Latchbolt Signaling Switch (example EE ER LX)		Add \$196
PT-5 - Power Transfer		Add \$145
EWH8-626 - Electric Hinge		Add \$349
<b>Required Accessories</b>		
84-800 Power Supply Controller for single doors - for options such as Silent Arming / no chirps (SA), Reset with Key Only, access control does not reset alarm, just bypass (RKO), contact factory - includes wall-mount key switch & Horn interface box (RIU)		See page 95
85-800 Power Supply Controller for pairs of doors - for options such as Silent Arming / no chirps (SA), Reset with Key Only, access control does not reset alarm, just bypass (RKO), contact factory - includes wall-mount key switch & Horn interface box (RIU)		See page 95

<b>Delayed Egress with Electromagnetic Lock (EM)</b>
See Delayed Egress (EE) (opposite page)

<b>Electric Lock/Unlock (EU) Lever Option - Available on 10/20/21/30 Devices</b>	<b>Price Add \$1,105</b>
See Advantex Trim Page 21 for complete information	

<b>Electric Lock/Unlock (EU2W) Lever Option - Contact factory for use on medium and wide stile doors</b>	<b>Price Add \$1,105</b>
See Advantex Trim Page 27 for complete information	

<b>Electric Lock/Unlock (EUV) Lever Option - Available on 70/80 Devices</b>	<b>Price Add \$1,164</b>
See Advantex Trim Page 41 for complete information	

**ELECTRIFIED OPTIONS CONT'D ON PAGE 54**

<b>Electric Switching (ES) - Available on 10/30/40 Devices</b>		<b>Price Add \$265</b>
Standard Package Includes:		
- Switches to monitor dead latch and outside trim input		
- Hex Dogging (HD) standard or Less Dogging (LD - note: Fire Rated devices come LD only)		
<b>Options</b>		
FC3EC1 - 3' Flex Conduit Kit with conduit, ramped endcap and fittings		Add \$167
FC10EC1 - 10' Flex Conduit Kit with conduit, ramped endcap and fittings		Add \$182
FC3EC2 - 3' Flex Conduit Kit with conduit, flush endcap and fittings		Add \$86
FC10EC2 - 10' Flex Conduit Kit with conduit, flush endcap and fittings		Add \$129
CD - Cylinder Dogging		N/C
LD - Less Dogging		N/C
PT-5 - Power Transfer		Add \$145
EWH8-626 - Electric Hinge		Add \$349

<b>Electric Integration (EI) - Available on 10/30/40 Devices</b>		<b>Price Add \$310</b>
Standard Package Includes:		
- Switches to monitor dead latch and outside trim input		
- Green and Red LED, cylinder arming and piezo horn (logic & power supply separate)		
- Cylinder Dogging (CD) standard or Less Dogging (LD - note: Fire Rated devices come LD only)		
- Code-compliant Signage (EA-561 English Red)		
<b>(Note: A Logic Controller is required for EI but not included in standard package)</b>		
<b>Options</b>		
FC3EC1 - 3' Flex Conduit Kit with conduit, ramped endcap and fittings		Add \$167
FC10EC1 - 10' Flex Conduit Kit with conduit, ramped endcap and fittings		Add \$182
FC3EC2 - 3' Flex Conduit Kit with conduit, flush endcap and fittings		Add \$86
FC10EC2 - 10' Flex Conduit Kit with conduit, flush endcap and fittings		Add \$129
KS - Key Stop feature installed		Add \$5
LD - Less Dogging		N/C
PT-5 - Power Transfer		Add \$145
EWH8-626 - Electric Hinge		Add \$349
<b>Accessories</b>		
10-800 or 11-800 - Logic Controller for Electric Integration		See Page 96

<b>Latch Bolt Signaling (LX) - Available on 10/40/60/61/62/63/70/71/80/81/82/83 Devices</b>		<b>Price Add \$196</b>
Standard Package Includes:		
- Switch monitors latchbolt		
- Hex Dogging (HD) standard or Less Dogging (LD - note: Fire Rated devices come LD only)		
<b>Options</b>		
FC3EC1 - 3' Flex Conduit Kit with conduit, ramped endcap and fittings		Add \$167
FC10EC1 - 10' Flex Conduit Kit with conduit, ramped endcap and fittings		Add \$182
FC3EC2 - 3' Flex Conduit Kit with conduit, flush endcap and fittings		Add \$86
FC10EC2 - 10' Flex Conduit Kit with conduit, flush endcap and fittings		Add \$129
CD - Cylinder Dogging		N/C
LD - Less Dogging		N/C
PT-5 - Power Transfer		Add \$145
EWH8-626 - Electric Hinge		Add \$349
<b>Accessories</b>		
MS-1039S/1059S - Magnetic Switch (Surface)		Add \$53
MS-1039F/1059F - Magnetic Switch (Flush)		Add \$27

**ELECTRIFIED OPTIONS CONT'D ON PAGE 55**

<b>Request to Exit Signaling (EX) - Available on all Devices</b>	<b>Price Add \$182</b>
Standard Package Includes: - Switch monitors pushpad - Hex Dogging (HD) standard or Less Dogging (LD - note: Fire Rated devices come LD only)	
<b>Options</b>	
FC3EC1 - 3' Flex Conduit Kit with conduit, ramped endcap and fittings	Add \$167
FC10EC1 - 10' Flex Conduit Kit with conduit, ramped endcap and fittings	Add \$182
FC3EC2 - 3' Flex Conduit Kit with conduit, flush endcap and fittings	Add \$86
FC10EC2 - 10' Flex Conduit Kit with conduit, flush endcap and fittings	Add \$129
CD - Cylinder Dogging	N/C
LD - Less Dogging	N/C
LX - Latchbolt Signaling Switch (example EX LX)	Add \$196
PT-5 - Power Transfer	Add \$145
EWH8-626 - Electric Hinge	Add \$349

<b>Weatherized Request to Exit Signaling (EX W) - Available on 10/20/21/30/40/50/51/01/04 Devices</b>	<b>Price Add \$259</b>
Standard Package Includes: - Weatherized switch monitors pushpad - Hex Dogging (HD) standard or Less Dogging (LD - note: Fire Rated devices come LD only)	
<b>Options</b>	
FC3EC1W - Weatherized 3' Flex Conduit Kit with conduit, ramped endcap and fittings	Add \$167
FC10EC1W - Weatherized 10' Flex Conduit Kit with conduit, ramped endcap and fittings	Add \$182
FC3EC2W - Weatherized 3' Flex Conduit Kit with conduit, flush endcap and fittings	Add \$93
FC10EC2W - Weatherized 10' Flex Conduit Kit with conduit, flush endcap and fittings	Add \$129
CD - Cylinder Dogging	N/C
LD - Less Dogging	N/C

<b>Latch Bolt Signaling for High Current (LXV) - Available on 10/20/40/50/60/61/62/63/70/71/80/81/82/83 Devices</b>	<b>Price Add \$330</b>
Standard Package Includes: - 3-Amp switch monitors latchbolt - Hex Dogging (HD) standard or Less Dogging (LD - note: Fire Rated devices come LD only)	
<b>Options</b>	
FC3EC1 - 3' Flex Conduit Kit with conduit, ramped endcap and fittings	Add \$167
FC10EC1 - 10' Flex Conduit Kit with conduit, ramped endcap and fittings	Add \$182
FC3EC2 - 3' Flex Conduit Kit with conduit, flush endcap and fittings	Add \$86
FC10EC2 - 10' Flex Conduit Kit with conduit, flush endcap and fittings	Add \$129
CD - Cylinder Dogging	N/C
LD - Less Dogging	N/C
PT-5 - Power Transfer	Add \$145
EWH8-626 - Electric Hinge	Add \$349
<b>Accessories</b>	
MS-1039S/1059S - Magnetic Switch (Surface)	Add \$53
MS-1039F/1059F - Magnetic Switch (Flush)	Add \$27

**ELECTRIFIED OPTIONS CONT'D ON PAGE 56**

<b>Request to Exit Switching for High Current (EXV) - Available on All Devices</b>	<b>Price Add \$310</b>
Standard Package Includes: - 3-Amp Switch monitors pushpad - Hex Dogging (HD) standard or Less Dogging (LD - note: Fire Rated devices come LD only)	
<b>Options</b>	
FC3EC1 - 3' Flex Conduit Kit with conduit, ramped endcap and fittings	Add \$167
FC10EC1 - 10' Flex Conduit Kit with conduit, ramped endcap and fittings	Add \$182
FC3EC2 - 3' Flex Conduit Kit with conduit, flush endcap and fittings	Add \$86
FC10EC2 - 10' Flex Conduit Kit with conduit, flush endcap and fittings	Add \$129
CD - Cylinder Dogging	N/C
LD - Less Dogging	N/C
LX - Latchbolt Signaling Switch (example EXV LX)	Add \$196
2 - Includes 2 High-Current Switches (EXV2)	Add \$300
PT-5 - Power Transfer	Add \$145
EWH8-626 - Electric Hinge	Add \$349

<b>Weatherized Request to Exit Switching for High Current (EXV W) - Available on 10/20/21/30/40/50/51/01/04 Devices</b>	<b>Price Add \$400</b>
Standard Package Includes: - 3-Amp Weatherized switch monitors pushpad - Hex Dogging (HD) standard or Less Dogging (LD - note: Fire Rated devices come LD only)	
<b>Options</b>	
FC3EC1W - Weatherized 3' Flex Conduit Kit with conduit, ramped endcap and fittings	Add \$167
FC10EC1W - Weatherized 10' Flex Conduit Kit with conduit, ramped endcap and fittings	Add \$182
FC3EC2W - Weatherized 3' Flex Conduit Kit with conduit, flush endcap and fittings	Add \$93
FC10EC2W - Weatherized 10' Flex Conduit Kit with conduit, flush endcap and fittings	Add \$129
CD - Cylinder Dogging	N/C
LD - Less Dogging	N/C



## NOTES

	630 Base Price	EA	EB W	ED	ER EX	ER EX W	EE	EE ER	EI	ES	LX	EX	EX W	EX V	LX V	EX V W
<b>Model</b>		\$420	\$650	\$490	\$1,108	\$1,758	\$1,795	\$2,398	\$310	\$265	\$196	\$182	\$259	\$310	\$330	\$400
<b>10 Series Rim (device only)</b>	\$1,268	1,688	1,918	1,758	2,376	3,026	3,063	3,666	1,578	1,533	1,464	1,450	1,527	1,578	1,598	1,668
1001 W (exit only cover plate)	\$1,433	1,853	2,083	1,923	2,541	3,191	3,228	3,831	1,743	1,698	1,629	1,615	1,692	1,743	1,763	1,833
1001 C (exit only cover plate)	\$1,458	1,878	2,108	1,948	2,566	3,216	3,253	3,856	1,768	1,723	1,654	1,640	1,717	1,768	1,788	1,858
1001 D (blank escutcheon)	\$1,700	2,120	2,350	2,190	2,808	3,458	3,495	4,098	2,010	1,965	1,896	1,882	1,959	2,010	2,030	2,100
1002 C (dummy pull)	\$1,567	1,987	2,217	2,057	2,675	3,325	3,362	3,965	1,877	1,832	1,763	1,749	1,826	1,877	1,897	1,967
1002 D (dummy lever*)	\$1,700	2,120	2,350	2,190	2,808	3,458	3,495	4,098	2,010	1,965	1,896	1,882	1,959	2,010	2,030	2,100
1002 Z (vandal pull)	\$1,917	2,337	2,567	2,407	3,025	3,675	3,712	4,315	2,227	2,182	2,113	2,099	2,176	2,227	2,247	2,317
1003 W (key retracts latch)	\$1,433	1,853	2,083	1,923	2,541	3,191	3,228	3,831	1,743	1,698	1,629	1,615	1,692	1,743	1,763	1,833
1003 WS (key retracts latch)	\$1,433	1,853	2,083	1,923	2,541	3,191	3,228	3,831	1,743	1,698	1,629	1,615	1,692	1,743	1,763	1,833
1003 C (key retracts latch pull)	\$1,577	1,997	2,227	2,067	2,685	3,335	3,372	3,975	1,887	1,842	1,773	1,759	1,836	1,887	1,907	1,977
1003 Z (vandal pull)	\$1,917	2,337	2,567	2,407	3,025	3,675	3,712	4,315	2,227	2,182	2,113	2,099	2,176	2,227	2,247	2,317
1008 D (lever trim*)	\$1,802	2,222	2,452	2,292	2,910	3,560	3,597	4,200	2,112	2,067	1,998	1,984	2,061	2,112	2,132	2,202
1009 D (lever trim* - locked when key removed)	\$1,802	2,222	2,452	2,292	2,910	3,560	3,597	4,200	2,112	2,067	1,998	1,984	2,061	2,112	2,132	2,202
1010 D (lever trim* double cylinder)	\$1,971	2,391	2,621	2,461	3,079	3,729	3,766	4,369	2,281	2,236	2,167	2,153	2,230	2,281	2,301	2,371
1014 D (lever trim* passage)	\$1,802	2,222	2,452	2,292	2,910	3,560	3,597	4,200	2,112	2,067	1,998	1,984	2,061	2,112	2,132	2,202
10 EU (electric lock/unlock)	\$2,373	2,793	3,023	2,863	3,481	4,131	4,168	4,771	2,683	2,638	2,569	2,555	2,632	2,683	2,703	2,773
<b>20/21 Series Surface Vertical</b>	\$2,003	2,423	2,653	2,493	3,111	3,761	3,798	4,401	N/A	N/A	N/A	2,185	2,262	2,313	N/A	2,403
2001 W (exit only cover plate)	\$2,168	2,588	2,818	2,658	3,276	3,926	3,963	4,566	N/A	N/A	N/A	2,350	2,427	2,478	N/A	2,568
2001 C (exit only cover plate)	\$2,193	2,613	2,843	2,683	3,301	3,951	3,988	4,591	N/A	N/A	N/A	2,375	2,452	2,503	N/A	2,593
2001 D (blank escutcheon)	\$2,435	2,855	3,085	2,925	3,543	4,193	4,230	4,833	N/A	N/A	N/A	2,617	2,694	2,745	N/A	2,835
2002 C (dummy pull)	\$2,302	2,722	2,952	2,792	3,410	4,060	4,097	4,700	N/A	N/A	N/A	2,484	2,561	2,612	N/A	2,702
2002 D (dummy lever*)	\$2,435	2,855	3,085	2,925	3,543	4,193	4,230	4,833	N/A	N/A	N/A	2,617	2,694	2,745	N/A	2,835
2002 Z (vandal pull)	\$2,652	3,072	3,302	3,142	3,760	4,410	4,447	5,050	N/A	N/A	N/A	2,834	2,911	2,962	N/A	3,052
2003 W (key retracts latch)	\$2,168	2,588	2,818	2,658	3,276	3,926	3,963	4,566	N/A	N/A	N/A	2,350	2,427	2,478	N/A	2,568
2003 WS (key retracts latch)	\$2,168	2,588	2,818	2,658	3,276	3,926	3,963	4,566	N/A	N/A	N/A	2,350	2,427	2,478	N/A	2,568
2003 C (key retracts latch pull)	\$2,312	2,732	2,962	2,802	3,420	4,070	4,107	4,710	N/A	N/A	N/A	2,494	2,571	2,622	N/A	2,712
2003 Z (vandal pull)	\$2,652	3,072	3,302	3,142	3,760	4,410	4,447	5,050	N/A	N/A	N/A	2,834	2,911	2,962	N/A	3,052
2008 D (lever trim*)	\$2,537	2,957	3,187	3,027	3,645	4,295	4,332	4,935	N/A	N/A	N/A	2,719	2,796	2,847	N/A	2,937
2009 D (lever trim* - locked when key removed)	\$2,537	2,957	3,187	3,027	3,645	4,295	4,332	4,935	N/A	N/A	N/A	2,719	2,796	2,847	N/A	2,937
2014 D (lever trim* passage)	\$2,537	2,957	3,187	3,027	3,645	4,295	4,332	4,935	N/A	N/A	N/A	2,719	2,796	2,847	N/A	2,937
20 EU (electric lock/unlock)	\$3,108	3,528	3,758	3,598	4,216	4,866	4,903	5,506	N/A	N/A	N/A	3,290	3,367	3,418	N/A	3,508
<b>30 Series Mortise Device (device only)</b>	\$1,929	2,349	N/A	2,419	3,037	N/A	3,724	4,327	2,239	N/A	N/A	2,111	2,188	2,239	N/A	2,329
3001 WM (exit only - cover plate)	\$2,094	2,514	N/A	2,584	3,202	N/A	3,889	4,492	2,404	N/A	N/A	2,276	2,353	2,404	N/A	2,494
3001 CM (exit only - cover plate)	\$2,119	2,539	N/A	2,609	3,227	N/A	3,914	4,517	2,429	N/A	N/A	2,301	2,378	2,429	N/A	2,519
3001 DM (blank escutcheon)	\$2,361	2,781	N/A	2,851	3,469	N/A	4,156	4,759	2,671	N/A	N/A	2,543	2,620	2,671	N/A	2,761
3002 CM (dummy pull)	\$2,228	2,648	N/A	2,718	3,336	N/A	4,023	4,626	2,538	N/A	N/A	2,410	2,487	2,538	N/A	2,628
3002 DM (dummy lever*)	\$2,361	2,781	N/A	2,851	3,469	N/A	4,156	4,759	2,671	N/A	N/A	2,543	2,620	2,671	N/A	2,761
3003 WM (key retracts latch)	\$2,094	2,514	N/A	2,584	3,202	N/A	3,889	4,492	2,404	N/A	N/A	2,276	2,353	2,404	N/A	2,494
3003 CM (key retracts latch pull)	\$2,238	2,658	N/A	2,728	3,346	N/A	4,033	4,636	2,548	N/A	N/A	2,420	2,497	2,548	N/A	2,638
3008 DM (lever trim*)	\$2,463	2,883	N/A	2,953	3,571	N/A	4,258	4,861	2,773	N/A	N/A	2,645	2,722	2,773	N/A	2,863
3009 DM (lever trim* -locked when key removed)	\$2,463	2,883	N/A	2,953	3,571	N/A	4,258	4,861	2,773	N/A	N/A	2,645	2,722	2,773	N/A	2,863
3010 DM (lever trim* double cylinder)	\$2,632	3,052	N/A	3,122	3,740	N/A	4,427	5,030	2,942	N/A	N/A	2,814	2,891	2,942	N/A	3,032
3014 DM (lever trim* passage)	\$2,463	2,883	N/A	2,953	3,571	N/A	4,258	4,861	2,773	N/A	N/A	2,645	2,722	2,773	N/A	2,863
30 EUxDM (electric lock/unlock)	\$3,034	3,454	N/A	3,524	4,142	N/A	4,829	5,432	3,344	N/A	N/A	3,216	3,293	3,344	N/A	3,434

EASY PRICE REFERENCE CHART CONT'D ON PAGE 59

Model	630 Base Price	EA	EB W	ED	ER EX	ER EX W	EE	EE ER	EI	ES	LX	EX	EX W	EX V	LX V	EX V W
		\$420	\$650	\$490	\$1,108	\$1,758	\$1,795	\$2,398	\$310	\$265	\$196	\$182	\$259	\$310	\$330	\$400
<b>40 Series Narrow Rim (device only)</b>	\$1,473	1,893	N/A	1,963	2,581	3,231	3,268	3,871	1,783	1,738	1,669	1,655	1,732	1,783	1,803	1,873
4001 CN (exit only cover plate)	\$1,663	2,083	N/A	2,153	2,771	3,421	3,458	4,061	1,973	1,928	1,859	1,845	1,922	1,973	1,993	2,063
4001 DN (blank escutcheon)	\$1,905	2,325	N/A	2,395	3,013	3,663	3,700	4,303	2,215	2,170	2,101	2,087	2,164	2,215	2,235	2,305
4002 CN (dummy pull)	\$1,772	2,192	N/A	2,262	2,880	3,530	3,567	4,170	2,082	2,037	1,968	1,954	2,031	2,082	2,102	2,172
4002 DN (dummy trim*)	\$1,905	2,325	N/A	2,395	3,013	3,663	3,700	4,303	2,215	2,170	2,101	2,087	2,164	2,215	2,235	2,305
4003 WS (key retracts latch)	\$1,618	2,038	N/A	2,108	2,726	3,376	3,413	4,016	1,928	1,883	1,814	1,800	1,877	1,928	1,948	2,018
4003 CN (key retracts latch pull)	\$1,782	2,202	N/A	2,272	2,890	3,540	3,577	4,180	2,092	2,047	1,978	1,964	2,041	2,092	2,112	2,182
4008 DN (lever trim*)	\$2,007	2,427	N/A	2,497	3,115	3,765	3,802	4,405	2,317	2,272	2,203	2,189	2,266	2,317	2,337	2,407
4009 DN (lever trim* - locked when key removed)	\$2,007	2,427	N/A	2,497	3,115	3,765	3,802	4,405	2,317	2,272	2,203	2,189	2,266	2,317	2,337	2,407
4014 DN (lever trim* passage)	\$2,007	2,427	N/A	2,497	3,115	3,765	3,802	4,405	2,317	2,272	2,203	2,189	2,266	2,317	2,337	2,407
40 EU2W (electric lock/unlock)	\$2,578	2,998	N/A	3,068	3,686	4,336	4,373	4,976	2,888	2,843	2,774	2,760	2,837	2,888	2,908	2,978

\*lever design specify S, T, or U

<b>50/51 Series Narrow Surface</b>																
Model	630 Base Price	EA	EB W	ED	ER EX	ER EX W	EE	EE ER	EI	ES	LX	EX	EX W	EX V	LX V	EX V W
<b>Vertical Rod (device only)</b>	\$2,185	2,605	N/A	2,675	3,293	3,943	3,980	4,583	N/A	N/A	N/A	2,367	2,444	2,495	N/A	2,585
5001 CN (exit only cover plate)	\$2,375	2,795	N/A	2,865	3,483	4,133	4,170	4,773	N/A	N/A	N/A	2,557	2,634	2,685	N/A	2,775
5001 DN (blank escutcheon)	\$2,597	3,017	N/A	3,087	3,705	4,355	4,392	4,995	N/A	N/A	N/A	2,779	2,856	2,907	N/A	2,997
5002 CN (dummy pull)	\$2,484	2,904	N/A	2,974	3,592	4,242	4,279	4,882	N/A	N/A	N/A	2,666	2,743	2,794	N/A	2,884
5002 DN (dummy lever*)	\$2,597	3,017	N/A	3,087	3,705	4,355	4,392	4,995	N/A	N/A	N/A	2,779	2,856	2,907	N/A	2,997
5003 WS (key retracts latch)	\$2,330	2,750	N/A	2,820	3,438	4,088	4,125	4,728	N/A	N/A	N/A	2,512	2,589	2,640	N/A	2,730
5003 CN (key retracts latch pull)	\$2,494	2,914	N/A	2,984	3,602	4,252	4,289	4,892	N/A	N/A	N/A	2,676	2,753	2,804	N/A	2,894
5008 DN (lever trim*)	\$2,675	3,095	N/A	3,165	3,783	4,433	4,470	5,073	N/A	N/A	N/A	2,857	2,934	2,985	N/A	3,075
5009 DN (lever trim* - locked when key removed)	\$2,719	3,139	N/A	3,209	3,827	4,477	4,514	5,117	N/A	N/A	N/A	2,901	2,978	3,029	N/A	3,119
5014 DN (lever trim* passage)	\$2,675	3,095	N/A	3,165	3,783	4,433	4,470	5,073	N/A	N/A	N/A	2,857	2,934	2,985	N/A	3,075
50EU2W (electric lock/unlock)	\$3,198	3,618	N/A	3,688	4,306	4,956	4,993	5,596	N/A	N/A	N/A	3,380	3,457	3,508	N/A	3,598

<b>60/61 Series Narrow Concealed</b>																
Model	630 Base Price	EA	EB W	ED	ER EX	ER EX W	EE	EE ER	EI	ES	LX	EX	EX W	EX V	LX V	EX V W
<b>Vertical Rod for Aluminum Doors</b>	\$2,340	2,760	N/A	2,830	3,448	N/A	4,135	4,738	N/A	N/A	2,536	2,522	N/A	2,650	N/A	N/A
6002 WP (dummy pull)	\$2,559	2,979	N/A	3,049	3,667	N/A	4,354	4,957	N/A	N/A	2,755	2,741	N/A	2,869	N/A	N/A
6002 DNV (dummy lever*)	\$2,850	3,270	N/A	3,340	3,958	N/A	4,645	5,248	N/A	N/A	3,046	3,032	N/A	3,160	N/A	N/A
6003 R (key retracts latch)	\$2,660	3,080	N/A	3,150	3,768	N/A	4,455	5,058	N/A	N/A	2,856	2,842	N/A	2,970	N/A	N/A
6008 DNV (lever trim*)	\$2,926	3,346	N/A	3,416	4,034	N/A	4,721	5,324	N/A	N/A	3,122	3,108	N/A	3,236	N/A	N/A
6009 DNV (lever trim* - locked when key removed)	\$2,926	3,346	N/A	3,416	4,034	N/A	4,721	5,324	N/A	N/A	3,122	3,108	N/A	3,236	N/A	N/A
6014 DNV (lever trim* passage)	\$2,926	3,346	N/A	3,416	4,034	N/A	4,721	5,324	N/A	N/A	3,122	3,108	N/A	3,236	N/A	N/A

<b>62/63 Series Narrow Concealed</b>																
Model	630 Base Price	EA	EB W	ED	ER EX	ER EX W	EE	EE ER	EI	ES	LX	EX	EX W	EX V	LX V	EX V W
<b>Vertical Rod for Hollow Metal</b>	\$2,340	2,760	N/A	2,830	3,448	N/A	4,135	4,738	N/A	N/A	2,536	2,522	N/A	2,650	N/A	N/A
6201 CNV (exit only cover plate)	\$2,539	2,959	N/A	3,029	3,647	N/A	4,334	4,937	N/A	N/A	2,735	2,721	N/A	2,849	N/A	N/A
6202 CNV (dummy pull)	\$2,619	3,039	N/A	3,109	3,727	N/A	4,414	5,017	N/A	N/A	2,815	2,801	N/A	2,929	N/A	N/A
6202 WP (dummy pull)	\$2,559	2,979	N/A	3,049	3,667	N/A	4,354	4,957	N/A	N/A	2,755	2,741	N/A	2,869	N/A	N/A
6202 DNV (dummy lever*)	\$2,850	3,270	N/A	3,340	3,958	N/A	4,645	5,248	N/A	N/A	3,046	3,032	N/A	3,160	N/A	N/A
6203 R (key retracts latch)	\$2,660	3,080	N/A	3,150	3,768	N/A	4,455	5,058	N/A	N/A	2,856	2,842	N/A	2,970	N/A	N/A
6203 CNV (key retracts latch pull)	\$2,739	3,159	N/A	3,229	3,847	N/A	4,534	5,137	N/A	N/A	2,935	2,921	N/A	3,049	N/A	N/A
6208 DNV (lever trim*)	\$2,926	3,346	N/A	3,416	4,034	N/A	4,721	5,324	N/A	N/A	3,122	3,108	N/A	3,236	N/A	N/A
6209 DNV (lever trim* - locked when key removed)	\$2,926	3,346	N/A	3,416	4,034	N/A	4,721	5,324	N/A	N/A	3,122	3,108	N/A	3,236	N/A	N/A
6214 DNV (lever trim* passage)	\$2,926	3,346	N/A	3,416	4,034	N/A	4,721	5,324	N/A	N/A	3,122	3,108	N/A	3,236	N/A	N/A

EASY PRICE REFERENCE CHART CONT'D ON PAGE 60

Model	630 Base Price	EA	EB W	ED	ER EX	ER EX W	EE	EE ER	EI	ES	LX	EX	EX W	EXV	LXV	EXV W
		\$420	\$650	\$490	\$1,108	\$1,758	\$1,795	\$2,398	\$310	\$265	\$196	\$182	\$259	\$310	\$330	\$400
<b>70/71 Series</b> Concealed Vertical Rod for Wood Doors (device only)	\$2,279	2,699	N/A	2,769	3,387	N/A	4,074	4,677	N/A	N/A	2,475	2,461	N/A	2,589	N/A	N/A
7001 CV (exit only cover plate)	\$2,478	2,898	N/A	2,968	3,586	N/A	4,273	4,876	N/A	N/A	2,674	2,660	N/A	2,788	N/A	N/A
7002 CV (dummy pull)	\$2,558	2,978	N/A	3,048	3,666	N/A	4,353	4,956	N/A	N/A	2,754	2,740	N/A	2,868	N/A	N/A
7002 WP (dummy pull)	\$2,498	2,918	N/A	2,988	3,606	N/A	4,293	4,896	N/A	N/A	2,694	2,680	N/A	2,808	N/A	N/A
7002 DV (dummy lever*)	\$2,767	3,187	N/A	3,257	3,875	N/A	4,562	5,165	N/A	N/A	2,963	2,949	N/A	3,077	N/A	N/A
7003 WSV (key retracts latch)	\$2,519	2,939	N/A	3,009	3,627	N/A	4,314	4,917	N/A	N/A	2,715	2,701	N/A	2,829	N/A	N/A
7003 CV (key retracts latch pull)	\$2,644	3,064	N/A	3,134	3,752	N/A	4,439	5,042	N/A	N/A	2,840	2,826	N/A	2,954	N/A	N/A
7008 DV (lever trim*)	\$2,825	3,245	N/A	3,315	3,933	N/A	4,620	5,223	N/A	N/A	3,021	3,007	N/A	3,135	N/A	N/A
7009 DV (lever trim* - locked when key removed)	\$2,825	3,245	N/A	3,315	3,933	N/A	4,620	5,223	N/A	N/A	3,021	3,007	N/A	3,135	N/A	N/A
7014 DV (lever trim* passage)	\$2,825	3,245	N/A	3,315	3,933	N/A	4,620	5,223	N/A	N/A	3,021	3,007	N/A	3,135	N/A	N/A
70 EUV (electric lock/unlock)	\$3,443	3,863	N/A	3,933	4,551	N/A	5,238	5,841	N/A	N/A	3,639	3,625	N/A	3,753	N/A	N/A

<b>80/81 Series</b> Concealed Vertical Rod for Hollow Metal Doors (device only)	\$2,279	2,699	2,929	2,769	3,387	4,037	4,074	4,677	N/A	N/A	2,475	2,461	N/A	2,589	N/A	N/A
8001 CV (exit only cover plate)	\$2,478	2,898	3,128	2,968	3,586	4,236	4,273	4,876	N/A	N/A	2,674	2,660	N/A	2,788	N/A	N/A
8002 CV (dummy pull)	\$2,558	2,978	3,208	3,048	3,666	4,316	4,353	4,956	N/A	N/A	2,754	2,740	N/A	2,868	N/A	N/A
8002 WP (dummy pull)	\$2,498	2,918	3,148	2,988	3,606	4,256	4,293	4,896	N/A	N/A	2,694	2,680	N/A	2,808	N/A	N/A
8002 DV (dummy lever*)	\$2,767	3,187	3,417	3,257	3,875	4,525	4,562	5,165	N/A	N/A	2,963	2,949	N/A	3,077	N/A	N/A
8003 WSV (key retracts latch)	\$2,519	2,939	3,169	3,009	3,627	4,277	4,314	4,917	N/A	N/A	2,715	2,701	N/A	2,829	N/A	N/A
8003 CV (key retracts latch pull)	\$2,644	3,064	3,294	3,134	3,752	4,402	4,439	5,042	N/A	N/A	2,840	2,826	N/A	2,954	N/A	N/A
8008 DV (lever trim*)	\$2,825	3,245	3,475	3,315	3,933	4,583	4,620	5,223	N/A	N/A	3,021	3,007	N/A	3,135	N/A	N/A
8009 DV (lever trim* - locked when key removed)	\$2,825	3,245	3,475	3,315	3,933	4,583	4,620	5,223	N/A	N/A	3,021	3,007	N/A	3,135	N/A	N/A
8014 DV (lever trim* passage)	\$2,825	3,245	3,475	3,315	3,933	4,583	4,620	5,223	N/A	N/A	3,021	3,007	N/A	3,135	N/A	N/A
80 EUV (electric lock/unlock)	\$3,443	3,863	4,093	3,933	4,551	5,201	5,238	5,841	N/A	N/A	3,639	3,625	N/A	3,753	N/A	N/A

<b>82/83 Series</b> Concealed Vertical Rod for Hollow Metal Doors (device only)	\$2,279	2,699	2,929	2,769	3,387	4,037	4,074	4,677	N/A	N/A	2,475	2,461	N/A	2,589	N/A	N/A
8201 CV (exit only cover plate)	\$2,478	2,898	3,128	2,968	3,586	4,236	4,273	4,876	N/A	N/A	2,674	2,660	N/A	2,788	N/A	N/A
8202 CV (dummy pull)	\$2,558	2,978	3,208	3,048	3,666	4,316	4,353	4,956	N/A	N/A	2,754	2,740	N/A	2,868	N/A	N/A
8202 WP (dummy pull)	\$2,498	2,918	3,148	2,988	3,606	4,256	4,293	4,896	N/A	N/A	2,694	2,680	N/A	2,808	N/A	N/A
8202 DV (dummy lever*)	\$2,767	3,187	3,417	3,257	3,875	4,525	4,562	5,165	N/A	N/A	2,963	2,949	N/A	3,077	N/A	N/A
8203 WSV (key retracts latch)	\$2,519	2,939	3,169	3,009	3,627	4,277	4,314	4,917	N/A	N/A	2,715	2,701	N/A	2,829	N/A	N/A
8203 CV (key retracts latch pull)	\$2,644	3,064	3,294	3,134	3,752	4,402	4,439	5,042	N/A	N/A	2,840	2,826	N/A	2,954	N/A	N/A
8208 DV (lever trim*)	\$2,825	3,245	3,475	3,315	3,933	4,583	4,620	5,223	N/A	N/A	3,021	3,007	N/A	3,135	N/A	N/A
8209 DV (lever trim* - locked when key removed)	\$2,825	3,245	3,475	3,315	3,933	4,583	4,620	5,223	N/A	N/A	3,021	3,007	N/A	3,135	N/A	N/A
8214 DV (lever trim* passage)	\$2,825	3,245	3,475	3,315	3,933	4,583	4,620	5,223	N/A	N/A	3,021	3,007	N/A	3,135	N/A	N/A
82 EUV (electric lock/unlock)	\$3,443	3,863	4,093	3,933	4,551	5,201	5,238	5,841	N/A	N/A	3,639	3,625	N/A	3,753	N/A	N/A

\*lever design specify S, T, or U

<b>00 Series</b> Dummy Exit Device																
0000 (wide stile rail)	\$640	N/A	N/A	N/A	N/A	N/A	N/A	N/A	N/A	N/A	N/A	N/A	N/A	N/A	N/A	N/A
0500xEC2 (narrow stile rail)	\$787	N/A	N/A	N/A	N/A	N/A	N/A	N/A	N/A	N/A	N/A	N/A	N/A	N/A	N/A	N/A
01 (wide stile with active pushpad)	\$787	N/A	N/A	N/A	N/A	N/A	N/A	N/A	N/A	N/A	N/A	N/A	N/A	N/A	N/A	N/A
04 (narrow stile with active pushpad)	\$897	N/A	N/A	N/A	N/A	N/A	N/A	N/A	N/A	N/A	N/A	1,079	1,156	1,207	N/A	1,297
0101C	\$1,126	N/A	N/A	N/A	N/A	N/A	N/A	N/A	N/A	N/A	N/A	1,308	1,385	1,436	N/A	1,526
0101W	\$982	N/A	N/A	N/A	N/A	N/A	N/A	N/A	N/A	N/A	N/A	1,164	1,241	1,292	N/A	1,382
0102C	\$1,126	N/A	N/A	N/A	N/A	N/A	N/A	N/A	N/A	N/A	N/A	1,308	1,385	1,436	N/A	1,526
0102D	\$1,279	N/A	N/A	N/A	N/A	N/A	N/A	N/A	N/A	N/A	N/A	1,461	1,538	1,589	N/A	1,679
0401CN	\$1,046	N/A	N/A	N/A	N/A	N/A	N/A	N/A	N/A	N/A	N/A	1,228	1,305	1,356	N/A	1,446
0402CN	\$1,126	N/A	N/A	N/A	N/A	N/A	N/A	N/A	N/A	N/A	N/A	1,308	1,385	1,436	N/A	1,526
0402DN	\$1,156	N/A	N/A	N/A	N/A	N/A	N/A	N/A	N/A	N/A	N/A	1,338	1,415	1,466	N/A	1,556

## NOTES

<b>SIF-EA - Electric Slide-In Filler Kit</b>		<b>Finishes:</b>	<b>628, 630, 693, 695</b>	<b>606, 612</b>	<b>605, 611, 613, 629</b>
SIF-EA	Exit Alarm 9VDC/12VAC with remote signal and remote bypass	36" Device 48" Device	\$420 \$420	\$479 \$479	\$506 \$506
Kit Includes: Endcap Bracket with Battery Clip, 9V Battery, Warning Sign (ECL-561)					
<b>NOTE: YOU MUST SPECIFY THE DEVICE SERIES, DOGGING, STILE, STRIKE, SIZE, ENDCAP AND FINISH WHEN ORDERING.</b>					
<b>Options</b>					
KS	Keystop Kit				\$5
<b>SIF-EB-W - Weatherized Battery Powered Exit Alarm Slide-In Filler Kit</b>		<b>Finishes:</b>	<b>630</b>	<b>606, 612</b>	<b>605, 611, 613, 629</b>
SIF-EB-W	Weatherized Battery Powered Exit Alarm with remote signal and remote bypass	36" Device 48" Device	\$650 \$650	\$740 \$740	\$787 \$787
Kit Includes: Endcap Bracket with Battery Clip, 9V Battery, Warning Sign (ECL-561)					
<b>NOTE: YOU MUST SPECIFY THE DEVICE SERIES, DOGGING, STILE, STRIKE, SIZE, ENDCAP AND FINISH WHEN ORDERING.</b>					
<b>Options</b>					
KS	Keystop Kit				\$5
<b>SIF-HD-CD-LD Slide-In Filler Kits</b>		<b>Finishes:</b>	<b>628, 630, 693, 695</b>	<b>606, 612</b>	<b>605, 611, 613, 629</b>
SIF-LD-36	Less Dogging Slide-In Filler	36" Device	\$125	\$185	\$212
SIF-LD-48	Less Dogging Slide-In Filler	48" Device	\$125	\$185	\$212
SIF-HD-36	Hex Key Dogging Slide-In Filler	36" Device	\$149	\$208	\$249
SIF-HD-48	Hex Key Dogging Slide-In Filler	48" Device	\$149	\$208	\$249
SIF-CD-36	Cylinder Dogging Slide-In Filler	36" Device	\$149	\$208	\$249
SIF-CD-48	Cylinder Dogging Slide-In Filler	48" Device	\$149	\$208	\$249
<b>NOTE: YOU MUST SPECIFY THE DEVICE SERIES, DOGGING, STILE, STRIKE, SIZE, ENDCAP (EC1/EC2) AND FINISH WHEN ORDERING.</b>					
<b>Strikes</b>		<b>Finishes:</b>	<b>628, 630, 693, 695</b>	<b>606, 612</b>	<b>605, 611, 613, 629</b>
90	Non-Handed Curved Lip Strike (for 30 Series Devices)		\$33	\$52	\$143
91	ANSI Flat Lip Strike (for 30 Series Devices)		\$33	\$52	\$143
92	Double Door Short Open Back Strike (for 30 Series Devices)		\$99	\$143	\$143
93	Double Door Long Open Back Strike (for 30 Series Devices)		\$99	\$143	\$143
94	Double Door Strike Kit with Tamper-Resistant and Standard Fasteners (No security driver required)				\$57
95T	Top Strike (for 60/61/62/63/70/71/80/81/82/83 Series Devices)				\$72
95B	Bottom Strike (for 60/62/70/80/82 Series Devices)				\$33
96 Top	Surface Non-Roller Strike (for 50/51 Series Devices)				\$30
96B Bottom	Dust Proof Strike (for 50 Series Devices)				\$44
97 Top	Surface Non-Roller Strike (for 20/21 Series Devices)				\$30
97 Bottom	Dust Proof Strike (for 20 Series Devices)				\$44
98	Semi-Mortise Strike (for 10/40 Series Devices)				\$44
99	Surface Non-Roller Strike (for 10/40 Series Devices)				\$35
SHK1	Strike Hook Kit (1 per package)				\$16

PARTS/ACCESSORIES CONT'D ON PAGE 63

Hex Dogging Key		Price		
HDK	Hex Dogging Key			\$3
<b>Surface Vertical Rod Conversion Kit</b>		<b>Finishes:</b>	630, 693, 695	606, 612
				605, 611, 613, 629
SVRK-8-X	Converts 7-foot rods to 8-foot rods		\$159	\$279
SVRK-10-X	Converts 7-foot rods to 10-foot rods		\$379	\$379
				\$349
				\$399
Sex Nuts - Security Screws - Security Bits		Price		
SN1	Sex Nut Kit - 1/4"-20 (2 per package)* - Specify Finishes: 606, 613, 630			\$16
SSK1	Torx® Security Screw Kit for Rim Exit Device, Stainless Steel only, incl. Torx® bits			\$38
SSK2	Torx® Security Screw Kit for SVR Exit Device, Stainless Steel only, incl. Torx® bits			\$48
TT10	Torx® driver tip for 6-32 undercut FH screws			\$8
TT15	Torx® driver tip for 6-32 FH screws			\$8
TT25	Torx® driver tip for 10-32 FH screws			\$8
TT27	Torx® driver tip for 1/4" and #14 screws			\$8
* Devices may require more than 1 Kit - For more information refer to Advantex device page in price list				
Glass Bead Kits				
GB1	Glass Bead Kit - 10 Series/70 Series/80 Series			\$68
GB2	Glass Bead Kit - 40 Series/60 Series w/ EC2 endcap			\$68
GB3	Glass Bead Kit - 20 Series	7-foot height		\$309
GB4	Glass Bead Kit - 21 Series	7-foot height		\$168
GB5	Glass Bead Kit - 50 Series	7-foot height		\$309
GB6	Glass Bead Kit - 51 Series	7-foot height		\$168
GB7	Glass Bead Kit - 20 Series	8-foot height		\$368
GB8	Glass Bead Kit - 21 Series	8-foot height		\$268
GB9	Glass Bead Kit - 50 Series	8-foot height		\$368
GB10	Glass Bead Kit - 51 Series	8-foot height		\$268
GB11	Glass Bead Kit - 20 Series	10-foot height		\$388
GB12	Glass Bead Kit - 21 Series	10-foot height		\$288
GB13	Glass Bead Kit - 50 Series	10-foot height		\$412
GB14	Glass Bead Kit - 51 Series	10-foot height		\$288
GB16	Glass Bead Kit - 30 series			\$68
Cylinders		(NOT Factory Installed in device)	(Factory Installed in device)	
MC65	Mortise Cylinder, Schlage "C" Keyway, 1-1/8" 6-pin, Keyed 5-pin - Specify Finish	\$32		\$60
IC7	7-pin SFIC Mortise Cylinder Housing (Core not included)	\$32		\$60
IC7R	7-pin SFIC Rim Cylinder Housing (Core not included)	\$32		\$60
RC65	Rim Cylinder, Schlage "C" Keyway, 6-pin, Keyed 5-pin (Also known as ECL-445K) - Specify Finish	\$32		\$60
Cylinder Collars and Accessories		Finishes:	606, 612, 626, 630	605, 613, 629, 693, 695
CCL	Cylinder Collar, Long 11/16" - Specify Finish		\$30	\$44
CCS	Cylinder Collar, Short 7/16" - Specify Finish		\$30	\$44
CBK	Cylinder Bracket Kit (for rim cylinder used with other manufacturers' trim)			(no finish) \$30
CAK	Cylinder Anchor Kit (for use with 60 Series Concealed Vertical Rods)			(no finish) \$40
Shaft Extension Kits				
SE-2	Shaft Extension Kit for Lever Trims for 2 - 2-1/2" thick door			\$55
SE-25	Shaft Extension Kit for Lever Trims for 2-1/8 - 2-3/4" thick door			\$55
SE-3	Shaft Extension Kit for Lever Trims for 2-5/8 - 3-1/4" thick door			\$88
SE-35	Shaft Extension Kit for Lever Trims for 3-1/8 - 3-3/4" thick door			\$88
SE-4	Shaft Extension Kit for Lever Trims for 3-5/8 - 4-1/4" thick door			\$88
SE-65	Shaft Extension Kit for Lever Trims for 6 - 6-5/8" thick door			\$88

PARTS/ACCESSORIES CONT'D ON PAGE 64

Flex Conduit Kits, Armored Loops and Power Transfers		Price
FC3EC1-630	Flex Conduit Kit (3') includes conduit, ramped endcap and fittings	\$167
FC10EC1-630	Flex Conduit Kit (10') includes conduit, ramped endcap and fittings (Specify finish - 605, 606, 611, 612, 629, 630, 693 or 695)	\$182
FC3EC2-630	Flex Conduit Kit (3') includes conduit, flush endcap and fittings	\$86
FC10EC2-630	Flex Conduit Kit (10') includes conduit, flush endcap and fittings (Specify finish - 605, 606, 611, 612, 629, 630, 693 or 695)	\$129
FC3EC1W-630	Weatherized Flex Conduit Kit (3') includes conduit, ramped endcap and fittings	\$167
FC10EC1W-630	Weatherized Flex Conduit Kit (10') includes conduit, ramped endcap and fittings (Specify finish - 605, 606, 611, 612, 629, 630, 693 or 695)	\$182
FC3EC2W-630	Weatherized Flex Conduit Kit (3') includes conduit, flush endcap and fittings	\$93
FC10EC2W-630	Weatherized Flex Conduit Kit (10') includes conduit, flush endcap and fittings (Specify finish - 605, 606, 611, 612, 629, 630, 693 or 695)	\$129
AL18	Surface Mount Armor Loop - 18" (Aluminum Finish)	\$73
JB-R	Junction Box with Relay	\$328
PT-5	Power Transfer	\$145
EWH8-626	Electric Hinge	\$349
<b>Endcaps</b>		
EC1	Ramped Endcap Heavy Duty (Specify Finish) 630 Finish	\$75
	All other Finishes (605, 606, 612, 613, 629, 693 or 695)	\$149
EC2	Flush Endcap (Specify finish) 630 Finish	\$69
	All other Finishes (605, 606, 612, 613, 629, 693 or 695)	\$109
EC2FC	Flush Endcap with Flex Conduit Fitting (Specify finish - 605, 606, 611, 612, 613, 629, 630, 693 or 695)	\$94
<b>Through Bolt Mounting Plates</b>		
TMP1	Through Bolt Mounting Plate (Top only SVR Kit)	\$30
TMP2	Through Bolt Mounting Plate (Top and bottom SVR Kit)	\$50
<b>Delayed Egress Peel &amp; Stick Door Signage Chart</b>		
PUSH UNTIL ALARM SOUNDS - DOOR CAN BE OPENED IN XX SECONDS		PUSH UNTIL ALARM SOUNDS DOOR CAN BE OPENED IN 15 SECONDS
ECL-395	English - 15 Second - Red (Standard)	\$13
ECL-395-1	English - 30 Second - Red	\$13
ECL-395-2	French/Canadian - 15 Second - Red	\$13
ECL-395-3	French/Canadian - 30 Second - Red	\$13
ECL-395-4	Spanish - 15 Second - Red	\$13
ECL-395-5	Spanish - 30 Second - Red	\$13
ECL-395-6	French - 15 Second - Green	\$13
ECL-395-7	French - 30 Second - Green	\$13
ECL-395-8	German - 15 Second - Green	\$13
ECL-395-9	German - 30 Second - Green	\$13
ECL-395-10	Chinese - 15 Second - Red	\$13
ECL-395-11	Chinese - 30 Second - Red	\$13
ECL-395-12	English European - 15 Second - Red	\$13
ECL-395-13	English European - 30 Second - Red	\$13
<b>Peel &amp; Stick Door Sign</b>		
PUSH TO OPEN - ALARM WILL SOUND		PUSH TO OPEN ALARM WILL SOUND
101802-1	English - Green	\$15
101802-2	French - Green	\$15
101802-3	German - Green	\$15
101802-4	Chinese - Red	\$15
101802-5	Spanish - Red	\$15
101802-6	French/Canadian - Red	\$15
<b>Delayed Egress Outdoor Signage Chart</b>		
PUSH UNTIL ALARM SOUNDS - DOOR CAN BE OPENED IN 15/30 SECONDS		PUSH UNTIL ALARM SOUNDS DOOR CAN BE OPENED IN 15 SECONDS
101906	English - 15 Second (Metal Sign - Non-Adhesive)	\$80
101906-1	English - 30 Second (Metal Sign - Non-Adhesive)	\$80

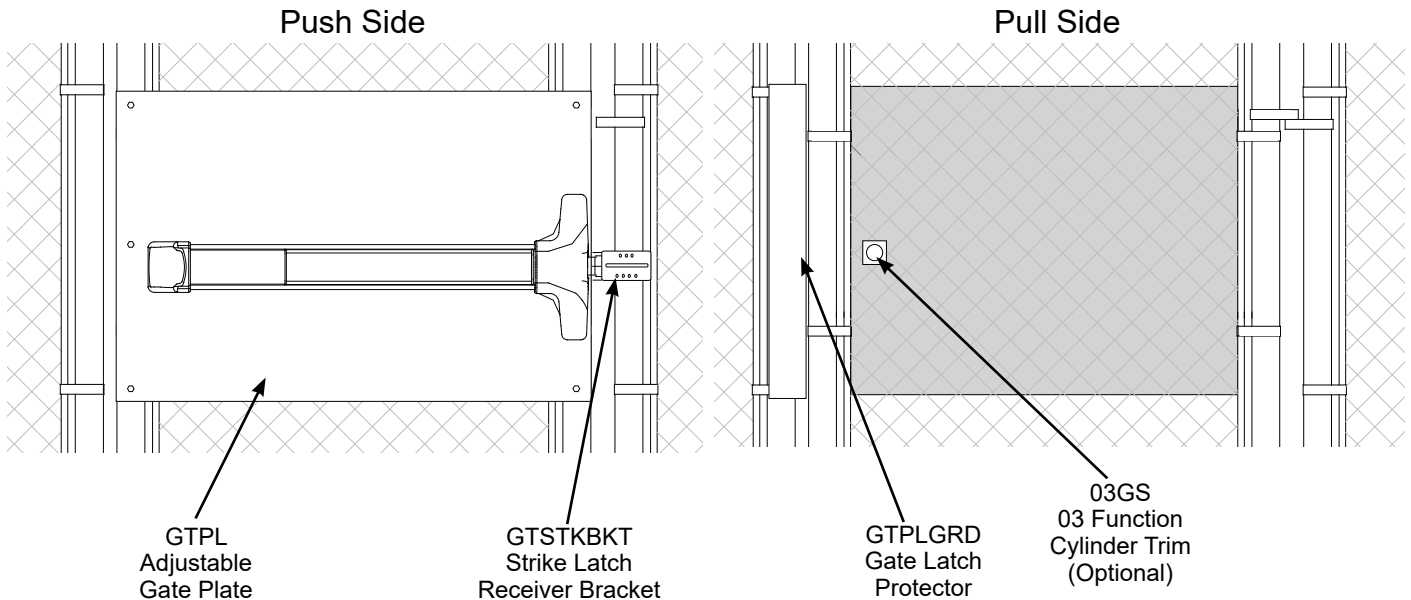
PARTS/ACCESSORIES CONT'D ON PAGE 65



MODEL NO.	DESCRIPTION	PRICE
GTPLKIT	Gate Plate Kit - Includes Gate Latch Protector (GTPLGRD), GTSTKBKT (Strike Latch Receiver Bracket), GTPL (Adjustable Gate Plate)	\$729

MODEL NO.	DESCRIPTION	PRICE
GTPL	Adjustable Gate Plate - Fits Single Gates 32" - 52" wide Fits square or round gate frames Plate comes without mounting holes for device	\$499
GTSTKBKT	Strike Latch Receiver Bracket	\$199
GTPLGRD	Gate Latch Protector	\$114
03GS	Optional 03 function cylinder trim used on gates (Rim Cylinder sold separately)	\$109
08GSN	Spacer for Narrow Lever Trim	\$119

All above parts available in black (specify BLK) and gray (std.) finish



**EXIT DEVICE SOLD SEPARATELY**

For more information, see Advantex weatherized exit devices

# VALUE SERIES® V40 SERIES (RIM)

## RATING

For no rating, leave blank

"H" = Hurricane

"F" = Fire Rated (Less/No

Dogging Only)

"FH" = Hurricane and Fire Rated

## OUTSIDE TRIM FINISH

626 = Brushed Chrome (DWS trims)

628 = Brushed Aluminum (P/PN trims)

689 = Aluminum (BN/AN trims)

693 = Black, powder coated (BN/AN trims)

711 = Black, Aluminum (P/PN trims)

## DOGGING FUNCTION

LD = Less/No dogging

HD = Hex key dogging

CD = Cylinder key dogging

## PRE-INSTALLED CYLINDERS

If cylinders provided by others, leave blank

MC65 = Mortise Cylinder(s) 6pin/Keyed 5

IC7 = Mortise Cylinder(s) SFIC housing

IK7 = Mortise Cylinder(s) InstaKey housing

RC65 = Rim Cylinder(s) 6pin/Keyed 5

IC7R = Rim Cylinder(s) SFIC housing

IK7R = Rim Cylinder(s) InstaKey housing

## POWER TRANSFERS

FC3 = 3" Flex Conduit

FC10 = 10" Flex Conduit

FC3W = 3" Weatherized Flex Conduit

FC10W = 10" Weatherized Flex Conduit

PT5 = Power Transfer

EH8 = Electric Hinge

## PUSHPAD COLOR

Contact factory for other languages and colors

BLK = Black

RWE = Red Pushpad / White English Lettering

Specify KA for Keyed Alike

Specify KA for Keyed Alike

Specify KA for Keyed Alike

Specify KA for Keyed Alike

Specify KA for Keyed Alike

Specify KA for Keyed Alike

Specify KA for Keyed Alike

Specify KA for Keyed Alike

Specify KA for Keyed Alike

Specify KA for Keyed Alike

Specify KA for Keyed Alike

Specify KA for Keyed Alike

Specify KA for Keyed Alike

Specify KA for Keyed Alike

Specify KA for Keyed Alike

Specify KA for Keyed Alike

Specify KA for Keyed Alike

## KEYSTOP

For no keystop, leave blank

KS = Keystop (Available with EA, EB W, EE, EI functions)

## DOOR WIDTH

36" wide door (3")\*

48" wide door (4")

## FASTENERS

For Standard machine, wood & self-drilling screws, leave blank

SN1 = Sex Nuts/Throughbolts (Hurricane rated hardware includes sex nuts for latch bolt)

## OUTSIDE TRIM FUNCTION & FINISH

01P = Exit only, blank plate

03P = Key retracts latch

01PN = Exit only, blank plate; narrow trim

03PN = Key retracts latch; narrow trim

03WS = Key retracts latch

02A = Dummy pull

03A = Key retracts pull; pull trim

02AN = Dummy pull; narrow trim

03AN = Key retracts pull - pull trim; narrow trim

02BN = Dummy lever; narrow trim

08BN = Active lever, key locks/unlocks lever; narrow trim (handed) (classroom)

09BN = Lever trim active by key, locked when key removed; narrow trim (handed) (storeroom)

14BN = Active lever, no key cylinder; narrow trim (handed) (passage)

02D2W = Dummy lever; wide trim (two posts for use with narrow head device)

08D2W = Active lever, key locks/unlocks lever; wide trim (two posts for use with narrow head device) (classroom)

09D2W = Lever trim active by key, locked when key removed; wide trim (two posts for use with narrow head device)

14D2W = Active lever, no key cylinder; wide trim (two posts for use with narrow head device) (passage)

EU2W = Electric lock/unlock; wide trim (two posts for use with narrow head device) - 24VDC & Fall Secure (FSE) Std. - Specify handing (not field reversible). For 12VDC, specify VDC. For Fall Safe specify FSA

CBK = Cylinder Bracket Kit, 03 only, plate & pull handle by others required

## ELECTRIFIED FUNCTION

For no electrified function, leave blank

### Standard

Select Arming Time and Auto Rearm

EA = Hardwired Electric Alarm (Formerly E/H/EH R)

EB = Electric Alarm with Battery

ED = Electric Dogging

EX = Request To Exit (Signal) Switch

EXV = Electric Integration (logic controller required)

EI = Electric Switching (dead latch & OKC switches)

Delayed Egress

Select Arming Delay, Delayed Egress Time and Silent Arming

EE = Delayed Egress

Delayed Egress Only (EE)

Comes standard with 90-800 power supply

Single = (1) 90-800 w/o bat backup

Pair = (1) 90-800 w/o bat backup

### Weatherized Alarms

Select Arming Time and Auto Rearm

EB W = Electric Battery Operated Exit Alarm Weatherized

Latch Retraction

ER EX = Electric Latch Retraction with Request To Exit Switch (silencer standard)

ER EX W = Electric Latch Retraction with Request To Exit Switch (silencer standard)

Latch Retraction Only (ER & ER W) (Sold Separately)

Single = 81-800

Pair = 82-800

2 Single = 83-800


### Weatherized Others

ER EX W = Electric Latch Retraction with Request To Exit Switch (silencer standard)

EX W = Request To Exit (Signal) Switch Weatherized

EXV W = Request To Exit (Current) Switch Weatherized

WDE = Weatherized Delayed Egress (see EasyKits)



NOTE: \* = default/standard

Fire-rated trims must be Fall Safe (FSA)

All fire-rated devices Less Dogging/fall safe


March 22, 2019

Value Series

Also see online version at [detex.com/hto](http://detex.com/hto)

## NOTES

## V40 RIM EXIT DEVICE FOR HOLLOW METAL AND WIDE STILE DOORS



(03A shown)



(08BN shown)

**NOTE:**  
For all trim  
information  
and graphics  
see page 74



(94 Strike)



(98 Strike)

	Outside Function	Device	Baseplate Finish	
			628 (Std.) Aluminum	711 Black
Device Only - Exit Only		V40	\$409	\$409
<b>Device/Function/Trim</b>				
Device with pull trim	01 Cover Plate	V4001P V4001PN	\$499 \$499	\$499 \$499
	02 Dummy Pull Trim	V4002A V4002AN V4002WP	\$511 \$511 \$628	\$511 \$511 N/A
	03 Key Retracts Latch pull trim	V4003P V4003PN	\$499 \$499	\$499 \$499
	03 Key Retracts Latch cylinder trim	V4003WS	\$554	\$574
	03 Key Retracts Latch Pull Trim	V4003A V4003AN	\$511 \$511	\$511 \$511
	Device with lever trim	02 Dummy Lever	V4002D2W	\$821
08 Key Locks/Unlocks Lever		V4008BN V4008D2W	\$696 \$899	\$696 \$937
09 Lever Trim Active by Key; Locked when key removed		V4009BN V4009D2W	\$696 \$899	\$696 \$937
14 Lever Always Active		V4014BN V4014D2W	\$696 \$899	\$696 \$937
EU Electric Lock/Unlock		V40EU2W	\$1,514	\$1,523
<b>Special Note: Specify EU2W trim for Hollow Metal Door, fits doors with minimum 4" (or greater) stile</b>				

### DEVICE COMES STANDARD WITH:

628 Aluminum Baseplate  
HD Hex Dogging  
36" 36" Device for 3-foot doors  
99 Surface Strike



### FINISHES

Aluminum device extrusion is BHMA 628  
Aluminum Trims:  
P and PN BHMA 628 (clear anodized aluminum)  
WS BHMA 626 (brushed chrome)  
A, AN and BN BHMA 689 (powder-coated aluminum)

Black device extrusion is BHMA 711  
Black Trims:  
P and PN BHMA 711 (black anodized aluminum)  
WS BHMA 613 (oil rubbed bronze)  
A, AN and BN BHMA 693 (powder-coated black)

### OPTIONS

F Fire Rated - Specify prefix F (ex. FV40)	Add \$150
H Hurricane Rated - Specify prefix H (ex. HV40)	Add \$75
FH Fire Rated/Hurricane Rated - Specify prefix FH (ex. FHV40)	Add \$225
W Weatherized (Mechanical only - For weatherized electrified functions, see Electrified Options)	Add \$200
<b>Electrified Options - see pages 80-85</b>	
48" 48" Device for 4-foot doors	Add \$31
SN1 Sex Nuts / Throughbolts (Device with trim requires 1 set / Device only requires 2 sets)	\$16 PER SET
KS Keystop Installed	Add \$5
CD Cylinder Dogging	No charge when ordered with device
LD Less Dogging	No charge when ordered with device
94 Double Door Strike Available - see pg 89	No charge when ordered with device
98 Semi-Mortise Strike	No charge when ordered with device

**NOTE - Cylinders not included. Products on this page can be ordered with cylinders (C65) or Interchangeable core housings (IC7) pre-installed at Detex prior to shipping (See page 88). For narrow stile, specify NS (see page 69 for more information)**



**NOTE:**  
For all trim information and graphics see page 74

	Outside Function	Device	Baseplate Finish	
			628 (Std.) Aluminum	711 Black
	Device Only - Exit Only	V40xNS	\$459	\$459
		<b>Device/Function/Trim</b>		
Device with pull trim	01 Cover Plate	V4001PNxNS	\$549	\$549
	02 Dummy Pull Trim	V4002ANxNS	\$561	\$561
		V4002WPxNS	\$678	N/A
	03 Key Retracts Latch pull trim	V4003PNxNS	\$549	\$549
	03 Key Retracts Latch cylinder trim	V4003WSxNS	\$604	\$624
Device with lever trim	03 Key Retracts Latch Pull Trim	V4003ANxNS	\$561	\$561
	08 Key Locks/Unlocks Lever	V4008BNxNS	\$746	\$746
	09 Lever Trim Active by Key; Locked when key removed	V4009BNxNS	\$746	\$746
	14 Lever Always Active	V4014BNxNS	\$746	\$746

**Special Note: Specify EU2W trim for Hollow Metal Door, fits doors with minimum 4" (or greater) stile**

**DEVICE COMES STANDARD WITH:**

- 628 Aluminum Baseplate
- HD Hex Dogging
- 36" 36" Device for 3-foot doors
- 98 Semi-Mortise Strike



**FINISHES**

Aluminum device extrusion is BHMA 628. Aluminum Trims:  
 PN BHMA 628 (clear anodized aluminum)  
 WS BHMA 626 (brushed chrome)  
 AN and BN BHMA 689 (powder-coated aluminum)

Black device extrusion is BHMA 711. Black Trims:  
 PN BHMA 711 (black anodized aluminum)  
 WS BHMA 613 (oil rubbed bronze)  
 AN and BN BHMA 693 (powder-coated black)

**OPTIONS**

F Fire Rated - Specify prefix F (ex. FV40)	Add \$150
W Weatherized (Mechanical only - For weatherized electrified functions, see Electrified Options)	Add \$200
<b>Electrified Options - see pages 80-85</b>	
48" 48" Device for 4-foot narrow stile doors	Add \$31
SN1 Sex Nuts / Throughbolts (Device with trim requires 1 set / Device only requires 2 sets)	\$16 PER SET
KS Keystop Installed	Add \$5
CD Cylinder Dogging	No charge when ordered with device
LD Less Dogging	No charge when ordered with device

**NOTE - Cylinders not included. Products on this page can be ordered with cylinders (C65) or Interchangeable core housings (IC7) pre-installed at Detex prior to shipping (See page 88).**

# VALUESERIES® V50 SERIES (SURFACE VERTICAL ROD)

## RATING

For no rating, leave blank

- \*H = Hurricane (V50 & V50XW only)
- \*F = Fire Rated (Less/No Dogging Only)
- \*FH = Hurricane and Fire Rated

## SERIES TYPE

- V50 = SVR, wide stile
- V50XW = Weatherized SVR, wide stile (non-electrified)
- V50XNS = SVR, narrow stile
- V50XNSXW = Weatherized SVR, narrow stile (non-electrified)
- V51 = SVR, top rod only, wide stile
- V51XW = Weatherized SVR, top rod only, wide stile (non-electrified)
- V51XNS = SVR, top rod only, narrow stile
- V51XNSXW = Weatherized SVR, top rod only, narrow stile (non-electrified)

## OUTSIDE TRIM FINISH

- 626 = Brushed chrome (DWMS trims)
- 628 = Brushed Aluminum (P/PN trims)
- 689 = Aluminum (BN/AN trims)
- 693 = Black, powder coated (BN/AN trims)
- 711 = Black, Aluminum (P/PN trims)

## STRIKES

- 96 = Surface non-roller top strike and non-dust proof bottom strike\*
- 96B = Substitute 96 bottom strike for Dust Proof strike

## PUSHPAD COLOR

- Contact factory for other languages and colors
- BLK = Black
  - RWE = Red Pushpad / White English Lettering

## POWER TRANSFERS

- FC3 = 3' Flex Conduit
- FC10 = 10' Flex Conduit
- FC3W = 3' Weatherized Flex Conduit
- FC-10W = 10' Weatherized Flex Conduit
- PT5 = Power Transfer
- EH8 = Electric Hinge

## DOGGING FUNCTION

- LD = Less/No dogging
- HD = Hex key dogging
- CD = Cylinder key dogging

## DEVICE FINISH

- 628 = Brushed Aluminum\*
- 711 = Black, Aluminum

## OUTSIDE TRIM STYLE & FINISH

- 01P = Exit only, blank plate
- 03P = Key retracts latch
- 01PN = Exit only, blank plate; narrow trim
- 03PN = Key retracts latch; narrow trim
- 03WS = Key retracts latch
- 02A = Dummy pull
- 03A = Key retracts pull; pull trim
- 02AN = Dummy pull; narrow trim
- 03AN = Key retracts pull - pull trim; narrow trim
- 02BN = Dummy lever; narrow trim
- 08BN = Active lever; key locks/unlocks lever; narrow trim (handed) (classroom)
- 09BN = Lever trim active by key; locked when key removed; narrow trim (handed) (storeroom)
- 14BN = Active lever, no key cylinder; narrow trim (handed) (passage)
- 02DD2W = Dummy lever; wide trim (two posts for use with narrow head device)
- 08DD2W = Active lever, key locks/unlocks lever; wide trim (two posts for use with narrow head device) (classroom)
- 09DD2W = Lever trim active by key; locked when key removed; wide trim (two posts for use with narrow head device) (storeroom)
- 14DD2W = Active lever, no key cylinder; wide trim (two posts for use with narrow head device) (passage)

## DOOR HANDING

- RHR = Right hand reverse\*
- LHR = Left hand reverse

## ELECTRIFIED FUNCTION

For no electrified function, leave blank

### Standard

- Select Arming Time and Auto Rearm EA = Hardwired Electric Alarm (Formerly EH/EH R)
- EB = Electric Alarm with Battery
- ED = Electric Dogging
- EX = Request To Exit (Signal) Switch
- EXV = Request To Exit (Current) Switch

### Delayed Egress

- Select Arming Delay, Delayed Egress Time and Silent Arming EE = Delayed Egress
- Delayed Egress Only (EE) Comes standard with 90-800 power supply
- Single = (1) 90-800 w/o bat backup
- Pair = (1) 90-800 w/o bat backup

- CBK = Cylinder Bracket Kit, 03 only, plate & pull handle by others required

NOTE: \* = default/standard

## KEYSTOP

- KS = Keystop (Available with EA, EE, EE ER, EI functions)

## DOOR WIDTH

- 36" wide door (3)\*
- 48" wide door (4)

## DOOR HEIGHT/SVR HEIGHT

- 84" high door
- 96" high door
- 120" high door

## FASTENERS

- For Standard machine, wood & self-drilling screws, leave blank
- SN1 = Sex Nuts/Throughbolts (Hurricane rated hardware includes sex nuts for top latch and bottom bolt)

## Weatherized Others

- ER EX W = Electric Latch Retraction Weatherized with Request To Exit Switch (silencer standard)
- EX W = Request To Exit (Signal) Switch Weatherized
- EXV W = Request To Exit (Current) Switch Weatherized
- WDE = Weatherized Delayed Egress (see EasyKits)

## Weatherized Alarms

- Select Arming Time and Auto Rearm EB W = Electric Battery Operated Exit Alarm Weatherized

## Latch Retraction

- ER EX = Electric Latch Retraction with Request To Exit Switch (silencer standard)
- ER EX W = Electric Latch Retraction Weatherized with Request To Exit Switch (silencer standard)

## Latch Retraction Only (ER)

- (Sold Separately) Single = 81-800
- Pair = 82-800
- 2 Single = 83-800



Detex products can expose you to chemicals including Chromium (hexavalent compounds) and Lead, which are known to the State of California to cause cancer and birth defects or other reproductive harm. For more information go to [www.detex.com/prods5](http://www.detex.com/prods5)

Fire-rated trims must be Fall Safe (FSA)

All fire-rated devices Less Dogging/fall safe

Also see online version at [detex.com/hto](http://detex.com/hto)

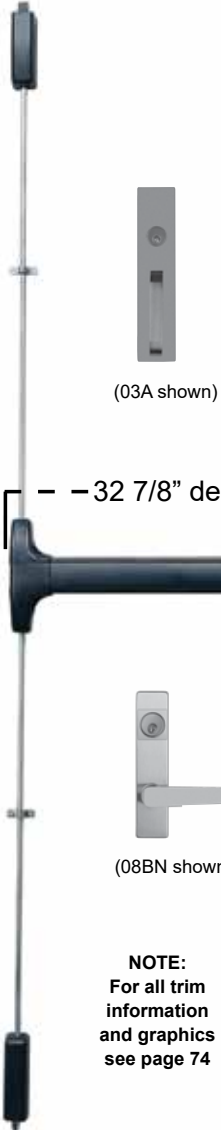
March 22, 2019

## NOTES

# VALUE SERIES® V50/V51 SERIES SURFACE VERTICAL ROD EXIT DEVICE

FOR HOLLOW METAL AND WIDE STILE DOORS  
Baseplate Finish

Value Series



Outside Function	Top & Bottom Rod Device	Top Rod Only Device	628 (Std.) Aluminum	711 Black	
Device Only - Exit Only	V50	V51	\$834	\$834	
Device/Function/Trim					
Device with pull trim	01 Cover Plate	V5001P V5001PN	V5101P V5101PN	\$924 \$924	\$924 \$924
	02 Dummy Pull Trim	V5002A V5002AN V5002WP	V5102A V5102AN V5102WP	\$936 \$936 \$1,054	\$936 \$936 N/A
	03 Key Retracts Latch Pull trim	V5003P V5003PN	V5103P V5103PN	\$924 \$924	\$924 \$924
	03 Key Retracts Latch Cylinder trim	V5003WS	V5103WS	\$979	\$999
	03 Key Retracts Latch Pull Trim	V5003A V5003AN	V5103A V5103AN	\$936 \$936	\$936 \$936

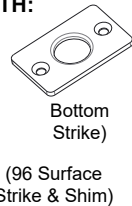
Device with lever trim	02 Dummy Lever	V5002D2W	V5102D2W	\$1,246	\$1,283
	08 Key Locks/Unlocks Lever	V5008BN V5008D2W	V5108BN V5108D2W	\$1,121 \$1,324	\$1,121 \$1,362
	09 Lever Trim Active by Key; Locked when key removed	V5009BN V5009D2W	V5109BN V5109D2W	\$1,121 \$1,324	\$1,121 \$1,362
	14 Lever Always Active	V5014BN V5014D2W	V5114BN V5114D2W	\$1,121 \$1,324	\$1,121 \$1,362
	EU Electric Lock/Unlock	V50EU2W	V51EU2W	\$1,939	\$1,948

**Special Note: Specify EU2W trim for Hollow Metal Door, fits doors with minimum 4" (or greater) stile**  
Note: Devices are shipped RHR unless specified LHR (Field Reversible)

**NOTE:**  
For all trim information and graphics see page 74

**DEVICE COMES STANDARD WITH:**

- 628 Aluminum Baseplate
- HD Hex Dogging
- 36" 36" Device for 3-foot doors
- 84" 84" Rods for 7-foot doors
- 96 Surface Strike
- 103546 Bottom Strike



**FINISHES**

Aluminum device extrusion is BHMA 628. Aluminum Trims:  
P and PN BHMA 628 (clear anodized aluminum)  
WS BHMA 626 (brushed chrome)  
A, AN and BN BHMA 689 (powder-coated aluminum)  
Black device extrusion is BHMA 711. Black Trims:  
P and PN BHMA 711 (black anodized aluminum)  
WS BHMA 613 (oil rubbed bronze)  
A, AN and BN BHMA 693 (powder-coated black)

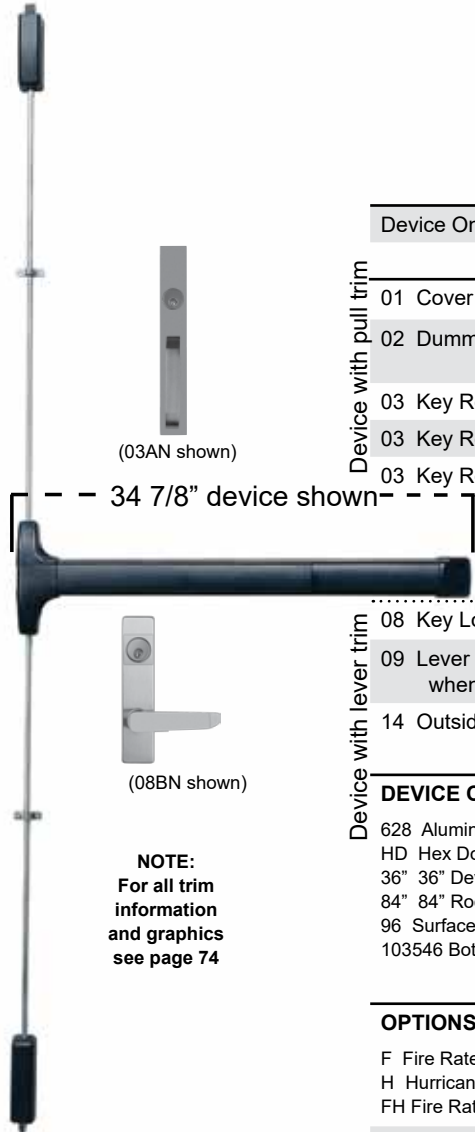
**OPTIONS**

F Fire Rated - Specify prefix F (ex. FV50)	Add \$150
H Hurricane Rated - Specify prefix H (ex. HV50)	Add \$75
FH Fire Rated/Hurricane Rated - Specify prefix FH (ex. FHV50)	Add \$225
W Weatherized (Mechanical only - For weatherized electrified functions, see Electrified Options)	Add \$200
<b>Electrified Options - see pages 80-85</b>	
RC Rod Covers Stainless Steel Finish - (ex. V50xRC)	Add \$190
BG Bottom Bolt Guard 12" ramped per ADA - (ex. V50xBG)	Add \$110
RCxBG Rod Covers and Bottom Bolt Guard - (ex. V50xRCxBG)	Add \$300
48" 48" Device for 4-foot doors	Add \$31
96" 96" Rods for 8-foot doors	Add \$30
120" 120" Device for 10-foot doors	Add \$75
SN1 Sex Nuts / Throughbolts (V50 device with trim requires 3 sets / V50 device only requires 4 sets) (V51 device with trim requires 2 sets / V51 device only requires 3 sets)	\$16 PER SET
KS Keystop Installed	Add \$5
CD Cylinder Dogging	No charge when ordered with device
LD Less Dogging	No charge when ordered with device
96B Dust Proof Strike	Add \$42

**NOTE - Cylinders not included. Products on this page can be ordered with cylinders (C65) or Interchangeable core housings (IC7) pre-installed at Detex prior to shipping (See page 88).**  
For narrow stile, specify NS (see page 69 for more information)



## V50xNS/V51xNS SERIES NARROW STILE SURFACE VERTICAL ROD EXIT DEVICE FOR NARROW STILE DOORS



(03AN shown)

34 7/8" device shown

(08BN shown)

**NOTE:**  
For all trim  
information  
and graphics  
see page 74

Outside Function	Top & Bottom Rod Device	Top Rod Only Device	Baseplate Finish	
			628 (Std.) Aluminum	711 Black
Device Only - Exit Only	V50xNS	V51xNS	\$884	\$884
<b>Device/Function/Trim</b>				
01 Cover Plate	V5001PNxNS	V5101PNxNS	\$974	\$974
02 Dummy Pull Trim	V5002ANxNS	V5102ANxNS	\$986	\$986
	V5002WPxNS	V5102WPxNS	\$1,103	N/A
03 Key Retracts Latch Pull trim	V5003PNxNS	V5103PNxNS	\$974	\$974
03 Key Retracts Latch Cylinder trim	V5003WSxNS	V5103WSxNS	\$1,029	\$1,049
03 Key Retracts Latch Pull Trim	V5003ANxNS	V5103ANxNS	\$986	\$986
<b>Device with pull trim</b>				
08 Key Locks/Unlocks Outside Lever	V5008BNxNS	V5108BNxNS	\$1,171	\$1,171
09 Lever Trim Active by Key; Locked when key removed	V5009BNxNS	V5109BNxNS	\$1,171	\$1,171
14 Outside Lever Always Active	V5014BNxNS	V5114BNxNS	\$1,171	\$1,171
<b>Device with lever trim</b>				

Note: Devices are shipped RHR unless specified LHR (Field Reversible)

### DEVICE COMES STANDARD WITH:

- 628 Aluminum Baseplate
- HD Hex Dogging
- 36" 36" Device for 3-foot doors
- 84" 84" Rods for 7-foot doors
- 96 Surface Strike
- 103546 Bottom Strike



Bottom Strike



96 Surface Strike & Shim

### FINISHES











Aluminum device extrusion is BHMA 628. Aluminum Trims:  
 PN BHMA 628 (clear anodized aluminum)  
 WS BHMA 626 (brushed chrome)  
 AN and BN BHMA 689 (powder-coated aluminum)  
 Black device extrusion is BHMA 711. Black Trims:  
 PN BHMA 711 (black anodized aluminum)  
 WS BHMA 613 (oil rubbed bronze)  
 AN and BN BHMA 693 (powder-coated black)

### OPTIONS

F Fire Rated - Specify prefix F (ex. FV50)	Add \$150
H Hurricane Rated - Specify prefix H (ex. HV50)	Add \$75
FH Fire Rated/Hurricane Rated - Specify prefix FH (ex. FHV50)	Add \$225
W Weatherized (Mechanical only - For weatherized electrified functions, see Electrified Options)	Add \$200
<b>Electrified Options - see pages 80-85</b>	
RC Rod Covers Stainless Steel Finish - (ex. V50xRC)	Add \$190
BG Bottom Bolt Guard 12" ramped per ADA - (ex. V50xBG)	Add \$110
RCxBG Rod Covers and Bottom Bolt Guard - (ex. V50xRCxBG)	Add \$300
48" 48" Device for 4-foot doors	Add \$31
96" 96" Rods for 8-foot doors	Add \$30
120" 120" Device for 10-foot doors	Add \$75
SN1 Sex Nuts / Throughbolts (V50 device with trim requires 3 sets / V50 device only requires 4 sets) (V51 device with trim requires 2 sets / V51 device only requires 3 sets)	\$16 PER SET
KS Keystop Installed	Add \$5
CD Cylinder Dogging	No charge when ordered with device
LD Less Dogging	No charge when ordered with device
96B Dust Proof Strike	Add \$42

**NOTE - Cylinders not included. Products on this page can be ordered with cylinders (C65) or Interchangeable core housings (IC7) pre-installed at Detex prior to shipping (See page 88).**








### PLATES AND PULL TRIMS

P Trim		WP Trim	PN Trim		WS Trim	A Trim		AN Trim	
									
<b>01P</b>	<b>03P</b>	<b>02WP</b>	<b>01PN</b>	<b>03PN</b>	<b>03WS</b>	<b>02A</b>	<b>03A</b>	<b>02AN</b>	<b>03AN</b>
Function	Description	Trim	Gray		Brown		Black		
01	Cover plate	P/PN	(628 Finish) \$90		N/A		(711 Finish) \$90		
03*	Key retracts latch	P/PN	(628 Finish) \$90		N/A		(711 Finish) \$90		
02	Dummy Pull (Wire)	WP	(630 Finish) \$219		N/A		N/A		
03*	Key retracts latch	WS**	(626 Finish) \$145		N/A		(693 Finish) \$165		
02	Dummy pull	A/AN	(689 Finish) \$102	(695 Finish) \$102	(693 Finish) \$102				
03*	Key retracts pull	A/AN	(689 Finish) \$102	(695 Finish) \$102	(693 Finish) \$102				

\* Rim cylinder not included (order separately - see page 88)  
 \*\* WS Trim - Not available in Stainless Steel (630) - Specify 625 or 626 (626 - same price as 630)



### LEVER TRIMS

BN Trim for Value Series Devices (Includes 161 cover plate)			D2W Vandal Resistant Trim for Value Series Devices			
						
<b>08BN</b>	<b>02BN</b>	<b>09BN</b>	<b>08D2W</b>	<b>09D2W</b>	<b>02D2W</b>	<b>14D2W</b>
S Lever (Std.)			Back View			
Note: BN lever trims not for use in corrosive environments, see Advantex DN lever trims			2 Posts			
			For use on non-Narrow Stile (NS) Value Series devices.			
Function	Description	Trim	626	689	693	
02	Dummy lever	BN	N/A	\$287	\$287	
02	Dummy lever	D2W	\$412	N/A	\$449	
08**	Key locks/unlocks outside lever	BN	N/A	\$287	\$287	
08**	Key locks/unlocks outside lever	D2W	\$490	N/A	\$528	
09**	Lever trim active by key; locked when key removed	BN	N/A	\$287	\$287	
09**	Lever trim active by key; locked when key removed	D2W	\$490	N/A	\$528	
14	Outside lever always active	BN	N/A	\$287	\$287	
14	Outside lever always active	D2W	\$490	N/A	\$528	

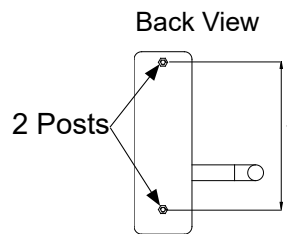
For Vandal resistant, wide stile lever trims, for use with Value Series, specify 08D2W or 09D2W (See Advantex 08D or 09D for pricing)

NOTE: Lever Trims are shipped RHR unless specified LHR (Field Reversible)  
 \*\*Mortise cylinder not included (order separately - see page 88)



103789 Cylinder Nut Socket  
 100783 Cylinder Nut  
 See page 122 for more information

### EU2W Trim for Value Series Devices



For use on non-Narrow Stile (NS) Value Series devices.

Function	Description	Trim	626	689	693
EU**	Electric Lock/Unlock Wide Escutcheon	EU2W	\$1,105	N/A	\$1,114
(For EU specify Fail Secure [FSE - std.] or Fail Safe [FSA] and specify handing - not field reversible)					

NOTE: Lever Trims are shipped RHR unless specified LHR (Field Reversible)  
 \*\*Mortise cylinder not included (order separately - see page 88)



## NOTES

### PULLS & PLATES

BHMA Function	BHMA Definition	Description	VALUE SERIES®	Manufacturer A Exit Devices	Manufacturer B Exit Devices	Manufacturer V Exit Devices
			Standard Value Series	Standard 22 Series	Standard 20 Series	Standard 51 Series
01	Exit Only	Cover Plate	01P; 01PN	N/A	802-GTB	501
02	Pull When Dogged	Dummy Pull	02A; 02AN	230DT	Thumbpiece trims only	702A
02	Pull When Dogged	Dummy Pull (Wire)	02WP	N/A	N/A	N/A
03	Key Retracts Latch Bolt	Night Latch Pull	03A; 03AN	230NL	Thumbpiece trims only	703A
			03P; 03PN	210NL	814-HTB	603
03	Key Retracts Latch Bolt	Night Latch - Cylinder Only - Pull by Others	03WS	110NL	N/A	N/A

### LEVER TRIMS

BHMA Function	BHMA Definition	Description	VALUE SERIES®	Manufacturer A Exit Devices	Manufacturer B Exit Devices	Manufacturer C Exit Devices
			Standard Value Series	Standard 22 Series	Standard 20 Series	Standard 51 Series
08	Key Locks/Unlocks Lever	Classroom Lever	08BN	230L	Rose trims only	808A
09	Lever Active by Key; Locked when key removed	Night Latch Lever / Storeroom Lever	09BN	N/A	Rose trims only	N/A
14	Lever Always Active	Passage Lever	14BN	N/A	Rose trims only	814A
EU	Electric Lock/Unlock	Fail Safe/Fail Secure	EU2W	N/A	N/A	N/A

BHMA Type	BHMA Definition	VALUE SERIES®	Manufacturer A Exit Devices	Manufacturer B Exit Devices	Manufacturer C Exit Devices
1	Rim Exit Device	V40	22	2828	5100
	Rim Exit Device - Weatherized	V40xW	No equal	No equal	No equal
2	Surface Vertical Rod Exit Device	V50	2227	2727	5200
	Surface Vertical Rod Exit Device - Weatherized	V50xW	No equal	No equal	No equal
	Surface Vertical Rod Exit Device - Top Rod Only	V51	2227LBR	No equal	5200LBR
	Surface Vertical Rod Exit Device - Top Rod Only - Weatherized	V51xW	No equal	No equal	No equal
4	Narrow Stile Rim Exit Device	V40xNS	No equal	No equal	No equal
	Narrow Stile Rim Exit Device - Weatherized	V40xNSxW	No equal	No equal	No equal
5	Narrow Stile Surface Vertical Rod Exit Device	V50xNS	No equal	No equal	No equal
	Narrow Stile Surface Vertical Rod Exit Device - Weatherized	V50xNSxW	No equal	No equal	No equal
	Narrow Stile Surface Vertical Rod Exit Device - Top Rod Only	V51xNS	No equal	No equal	No equal
	Narrow Stile Surface Vertical Rod Exit Device - Top Rod Only - Weatherized	V51xNSxW	No equal	No equal	No equal

Value Series

	<b>VALUE SERIES®</b>	<b>Manufacturer A Exit Devices</b>	<b>Manufacturer B Exit Devices</b>	<b>Manufacturer C Exit Devices</b>
<b>Function</b>	<b>Standard Value Series</b>	<b>Standard 22 Series</b>	<b>Standard 20 Series</b>	<b>Standard 5000 Series</b>
Exit Alarm	EA	ALK	No equal	RALW
Battery Powered Exit Alarm	EB	No equal	No equal	RALK
Weatherized Battery Powered Exit Alarm	EB W	No equal	No equal	WALW
Electric Dogging	ED	No equal	No equal	No equal
Electric Latch Retraction	ER EX <small>Request to Exit Switch included</small>	No equal	No equal	No equal
Weatherized Electric Latch Retraction	ER EX W <small>Request to Exit Switch included</small>	No equal	No equal	No equal
Electric Lock/Unlock Lever	EU2W	No equal	No equal	No equal
Delayed Egress	EE	No equal	No equal	No equal
Electric Integration	EI	No equal	No equal	No equal
Electric Switching	ES	RXxLX	No equal	No equal
Request to Exit Signaling	EX	RX	No equal	TS
Weatherized Request to Exit Signaling	EX W	No equal	No equal	WTS
Request to Exit Switching for High Current	EXV	No equal	No equal	No equal
Weatherized Request to Exit Switching for High Current	EXV W	No equal	No equal	No equal

MAP Policy Applies  
See page 9

### Exit Alarm (EB) - Battery Powered - Available on all VS Devices

Price Add \$171

**Standard Package Includes:**

- Switch monitors pushpad movement and triggers alarm
- Green & Red LED, cylinder arming, 9-volt battery and piezo horn
- Cylinder Dogging (CD) standard or Less Dogging (LD - note: Fire Rated devices come LD only)
- Pushpad Signage "Push to Open Alarm Will Sound"

**Options**

KS - Keystop feature installed	Add \$5
FC3 - 3' Flexible Conduit and fittings	Add \$38
FC10 - 10' Flexible Conduit and fittings	Add \$73
LD - Less Dogging	N/C
BLK - Black pushpad (includes peel & stick door signage "Emergency Exit Only Alarm Will Sound")	N/C
LBM - Latch Bolt Monitoring - V40 only (alarm triggered by dead latch)	Add \$38

**Accessories**

BE-961-1 - Battery Eliminator 9VDC Power Source	Add \$264
---	-----------

### Exit Alarm (EA) - Available on all VS Devices

Price Add \$358

**Standard Package Includes:**

- Switch monitors pushpad movement and triggers alarm
- Manual Key Arming standard or field-selectable 2-minute auto rearm
- Remote Alarm Relay output (std.) Common, Normally Open or Normally Closed Relay contacts
- Bypass Alarm Relay input (std.) Normally Open Relay Contacts
- Low-Battery Alert (std.), field-selectable option to remove backup battery / disable low-battery alert
- Cylinder Dogging (CD) standard or Less Dogging (LD - note: Fire Rated devices come LD only)
- 120V to 12VAC Transformer and 9V Battery Backup
- Flexible 3' Conduit Loop and Endcap Connector
- Pushpad Signage "Push to Open Alarm Will Sound"

**Options**

KS - Keystop feature installed	Add \$5
FC10 - 10' Flexible Conduit and fittings	Add \$73
LD - Less Dogging	N/C
BLK - Black pushpad (includes peel & stick door signage "Emergency Exit Only Alarm Will Sound")	N/C
IN - 220V to 24VAC Transformer substituted for standard transformer	N/C
277 - 277V to 24VAC Transformer substituted for standard transformer	Add \$45
LBM - Latch Bolt Monitoring (alarm triggered by dead latch)	Add \$ 38
PT-5 - Power Transfer	Add \$145
EWH8-626 - Electric Hinge	Add \$349

### Exit Alarm (EH) - Hardwired 12V - 24VAC/DC

See Exit Alarm (EA) (above)

### Exit Alarm with Remote Signal (EH R) - Hardwired 12V - 24 VAC/DC

See Exit Alarm (EA) (above)

**ELECTRIFIED OPTIONS CONT'D ON PAGE 81**

Value Series



<b>Weatherized Exit Alarm (EB W) - Battery Powered - Available on all VS Devices</b>		<b>Price Add \$503</b>
Standard Package Includes: - Switch monitors pushpad movement and triggers alarm - Remote signaling, remote bypass, pushpad monitoring - Green & Red LED, cylinder arming, 9-volt battery and piezo horn - Manual Key Arming standard or field-selectable 2-minute auto rearm - Remote Alarm Relay output (std.) Common, Normally Open or Normally Closed Relay contacts - Bypass Alarm Relay input (std.) Normally Open Relay Contacts - Low-Battery Alert (std.), field-selectable option to remove backup battery / disable low-battery alert - Cylinder Dogging (CD) standard or Less Dogging (LD - note: Fire Rated devices come LD only) - Pushpad Signage "Push to Open Alarm Will Sound"		
<b>Options</b>		
KS - Keystop feature installed		Add \$5
LD - Less Dogging		N/C
BLK - Black pushpad (includes peel & stick door signage "Emergency Exit Only Alarm Will Sound")		N/C
FC3W - Weatherized 3' Flexible Conduit and fittings		Add \$61
FC10W - Weatherized 10' Flexible Conduit and fittings		Add \$73
<b>Accessories</b>		
106595-5 - Battery Eliminator 9VDC Power Source in NEMA Enclosure		Add \$1,426

<b>Electric Dogging (ED) - Available on all VS Devices</b>		<b>Price Add \$490</b>
Standard Package Includes: - On-board switching requires initial manual pushpad depression after electric activation - Long-term dogging - Flexible 3' Conduit Loop and Endcap Connector (Note: A 24V power supply or logic controller is required for ED but not included.) (Note: Most applications with ED require a power switch - See page 140)		
<b>Options</b>		
IN - 220V to 24VAC Transformer substituted for standard transformer		N/C
EX - Request to Exit Switching (example ED EX)		Add \$144
FC10 - 10' Flexible Conduit and fittings		Add \$73
PT-5 - Power Transfer		Add \$145
EW8-626 - Electric Hinge		Add \$349
<b>Accessories</b>		
CS462 Keyswitch (For other keyswitch and push button options, see page 140)		Add \$187
PP-5152-2 24VAC Transformer		Add \$77
24V Power Supply for filtered, regulated power and simplified fire loop connections		See Page 94

**ELECTRIFIED OPTIONS CONT'D ON PAGE 82**

<b>Electric Latch Retraction with Request to Exit Switch (ER EX) - Available on all VS Devices</b>		<b>Price Add \$1,058</b>
Standard Package Includes - Simultaneous latch and pushpad retraction - Flexible 3' Conduit Loop and Endcap Connector - Long-term dogging capability - Switches to monitor pushpad, latch bolt and outside trim input - Request to Exit Switch (Note: A Logic Controller and Power Supply is required for ER but not included in standard package)		
<b>Options</b>		
FC10 - 10' Flexible Conduit and fittings		Add \$73
PT-5 - Power Transfer		Add \$145
EW8-626 - Electric Hinge		Add \$349
<b>Required Accessories</b>		
81-800 Power Supply Controller for Latch Retraction - Single Door		See page 94
82-800 Power Supply Controller for Latch Retraction - Pairs of Doors Simultaneous		See page 94
83-800 Power Supply Controller for Latch Retraction - Pairs of Doors Independent		See page 94

<b>Weatherized Electric Latch Retraction with Request to Exit Switch (ER EX W) - Available on all VS Devices</b>		<b>Price Add \$1,692</b>
Standard Package Includes: - Weatherized simultaneous latch and pushpad retraction - Long-term dogging capability - Request to Exit Switch - Weatherized flexible 3' Conduit Loop and Endcap Connector (Note: A Power Supply is required for ER but not included in standard package. If mounting outside, NEMA enclosure required)		
<b>Options</b>		
FC10W - Weatherized 10' Flexible Conduit and fittings		Add \$73
<b>Required Accessories</b>		
81-800 Power Supply Controller for Latch Retraction - Single Door		See page 94
82-800 Power Supply Controller for Latch Retraction - Pairs of Doors Simultaneous		See page 94
83-800 Power Supply Controller for Latch Retraction - Pairs of Doors Independent		See page 94

<b>Electric Lock/Unlock (EU2W) Lever - Contact factory for use on medium and wide stile doors</b>	<b>Price Add \$1,105</b>
See Value Series Trim Page 75 for complete information	

<b>Delayed Egress Magnetic Locking (EM)</b>
See Delayed Egress (EE) (opposite page)

**ELECTRIFIED OPTIONS CONT'D ON PAGE 83**

<b>Delayed Egress (EE) - Available on all VS Devices</b>		<b>Price Add \$1,572</b>
<p>Standard Package Includes:</p> <ul style="list-style-type: none"> <li>- Switch monitors latch bolt and triggers alarm</li> <li>- 15-second Delayed Egress with dead latch monitoring</li> <li>- 15-second arming delay (AD) with extended bypass (alarm arms after door closes)</li> <li>- 1-second nuisance delay</li> <li>- Comes standard with 24V Filtered and Regulated Power Supply with simplified fire loop connections</li> </ul> <p style="text-align: center;"><b>(NOTE: Detex Power Supply required and included with standard EE Package, can power both devices for a pair of doors, specify V40 EExPSO for second door)</b></p> <ul style="list-style-type: none"> <li>- Remote Alarm Relay output (std.) Common, Normally Open or Normally Closed Relay contacts</li> <li>- Bypass Alarm Relay input (std.) Normally Open Relay Contacts</li> <li>- Low-Battery Alert (std.), field-selectable option to remove backup battery / disable low-battery alert</li> <li>- Cylinder Dogging (CD) standard or Less Dogging (LD - note: Fire Rated devices come LD only)</li> <li>- Delayed Egress Door Sign (ECL-395 English, 15 seconds, Red)</li> <li>- Flexible 3' Conduit Loop and Endcap Connector</li> </ul> <p>Pushpad Signage "Push to Open Alarm Will Sound"</p> <p>For non-standard arming delay, non-standard nuisance delay, 2-minute alarm silence, non-extended bypass, set grant times and other non-standard options or features, contact factory.</p>		
<b>Options</b>		
KS - Key Stop feature installed		Add \$5
LD - Less Dogging		N/C
30 - 30-Second Delayed Egress (example EEx30) Substitute Door Signage available in various languages (See Accessories - page 90)		N/C
BLK - Black pushpad (includes peel & stick door signage "Emergency Exit Only Alarm Will Sound")		N/C
FC10 - 10' Flexible Conduit and fittings		Add \$73
PT-5 - Power Transfer		Add \$145
EWH8-626 - Electric Hinge		Add \$349
L9 - Less Battery		Add \$5
SI - Status Indicator		Add \$5
L9xSI - Less Battery & Status Indicator		Add \$10
PS0 - Less Power Supply		Subtract \$225

<b>Electric Integration (EI) - Available on V40 Devices</b>		<b>Price Add \$188</b>
<p>Standard Package Includes:</p> <ul style="list-style-type: none"> <li>- Switches to monitor dead latch and outside trim input</li> <li>- Green and Red LED, cylinder arming and piezo horn (logic &amp; power supply separate)</li> <li>- Cylinder Dogging (CD) standard or Less Dogging (LD - note: Fire Rated devices come LD only)</li> <li>- Black pushpad with peel &amp; stick door signage "Push To Exit Alarm Will Sound"</li> </ul> <p style="text-align: center;"><b>(Note: A Logic Controller is required for EI but not included in standard package)</b></p>		
<b>Options</b>		
KS - Key Stop feature installed		Add \$5
LD - Less Dogging		N/C
RWE - Red pushpad with white signage (English) - other languages available		N/C
FC3 - 3' Flexible Conduit and fittings		Add \$38
FC10 - 10' Flexible Conduit and fittings		Add \$73
PT-5 - Power Transfer		Add \$145
EWH8-626 - Electric Hinge		Add \$349
<b>Accessories</b>		
10-800 or 11-800 - Logic Controller & Power Supply for Electric Integration		See Page 96

**ELECTRIFIED OPTIONS CONT'D ON PAGE 84**

<b>Electric Switching (ES) - Available on V40 Devices</b>		<b>Price Add \$159</b>
Standard Package Includes: - Switching monitors dead latch and outside trim input - HD (Hex Dogging) standard or Less Dogging (LD - note: Fire Rated devices come LD only) - Black pushpad with peel & stick door signage "Push to Exit Alarm Will Sound"		
<b>Options</b>		
FC3 - 3' Flexible Conduit and fittings		Add \$38
FC10 - 10' Flexible Conduit and fittings		Add \$73
CD - Cylinder Dogging		N/C
LD - Less Dogging		N/C
RWE - Red pushpad with white signage (English) - other languages available		N/C
PT-5 - Power Transfer		Add \$145
EWH8-626 - Electric Hinge		Add \$349

<b>Request to Exit Signaling (EX) - Available on all VS Devices</b>		<b>Price Add \$144</b>
Standard Package Includes: - Switch monitors pushpad - Hex Dogging (HD) standard or Less Dogging (LD - note: Fire Rated devices come LD only) - Black pushpad with peel & stick door signage "Push To Exit Alarm Will Sound"		
<b>Options</b>		
FC3 - 3' Flexible Conduit and fittings		Add \$38
FC10 - 10' Flexible Conduit and fittings		Add \$73
CD - Cylinder Dogging		N/C
LD - Less Dogging		N/C
RWE - Red pushpad with white signage (English) - other languages available		N/C
PT-5 - Power Transfer		Add \$145
EWH8-626 - Electric Hinge		Add \$349

<b>Weatherized Request to Exit Signaling (EX W) - Available on all VS Devices</b>		<b>Price Add \$204</b>
Standard Package Includes: - Weatherized Switch monitors push pad - Hex Dogging (HD) standard or Less Dogging (LD - note: Fire Rated devices come LD only) - Black pushpad with peel & stick door signage "Push To Exit Alarm Will Sound"		
<b>Options</b>		
FC3W - Weatherized 3' Flexible Conduit and fittings		Add \$61
FC10W - Weatherized 10' Flexible Conduit and fittings		Add \$73
CD - Cylinder Dogging		N/C
LD - Less Dogging		N/C
RWE - Red pushpad with White Signage (English) - other languages available		N/C

**ELECTRIFIED OPTIONS CONT'D ON PAGE 85**

<b>Request to Exit Switching for High Current (EXV) - Available on All VS Devices</b>		<b>Price Add \$226</b>
Standard Package Includes:		
- 3-Amp Switch monitors pushpad		
- Hex Dogging (HD) standard or Less Dogging (LD - note: Fire Rated devices come LD only)		
<b>Options</b>		
FC3 - 3' Flexible Conduit and fittings		Add \$38
FC10 - 10' Flexible Conduit and fittings		Add \$73
PT-5 - Power Transfer		Add \$145
EWH8-626 - Electric Hinge		Add \$349
CD - Cylinder Dogging		N/C
LD - Less Dogging		N/C
2 - Includes 2 High Current Switches (EXV2)		Add \$310

<b>Weatherized Request to Exit Switching for High Current (EXV W) - Available on All VS Devices</b>		<b>Price Add \$284</b>
Standard Package Includes:		
- Weatherized 3-Amp Switch monitors pushpad		
- Hex Dogging (HD) standard or Less Dogging (LD - note: Fire Rated devices come LD only)		
<b>Options</b>		
FC3W - Weatherized 3' Flexible Conduit and fittings		Add \$61
FC10W - Weatherized 10' Flexible Conduit and fittings		Add \$73
CD - Cylinder Dogging		N/C
LD - Less Dogging		N/C
2 - Includes 2 High Current Switches (EXV2)		Add \$310

Value Series

	628 Base Price	EB	EB W	ED	EE	EA	EI	ER EX	ER EX W	ES	EX	EX W	EX V	EX V W
		\$171	\$503	\$490	\$1,572	\$358	\$188	\$1,058	\$1,692	\$159	\$144	\$204	\$226	\$284
V40 Rim (device only)	\$409	580	912	899	1,981	767	597	1,467	2,101	568	553	613	635	693
V4001 P (cover plate)	\$499	670	1,002	989	2,071	857	687	1,557	2,191	658	643	703	725	783
V4001 PN (cover plate)	\$499	670	1,002	989	2,071	857	687	1,557	2,191	658	643	703	725	783
V4003 P (key retracts latch pull trim)	\$499	670	1,002	989	2,071	857	687	1,557	2,191	658	643	703	725	783
V4003 PN (key retracts latch pull trim)	\$499	670	1,002	989	2,071	857	687	1,557	2,191	658	643	703	725	783
V4003 WS (key retracts latch pull trim)	\$554	725	1,057	1,044	2,126	912	742	1,612	2,246	713	698	758	780	838
V4002 A (dummy pull)	\$511	682	1,014	1,001	2,083	869	699	1,569	2,203	670	655	715	737	795
V4002 AN (dummy pull)	\$511	682	1,014	1,001	2,083	869	699	1,569	2,203	670	655	715	737	795
V4002 D2W (dummy lever)	\$821	992	1,324	1,311	2,393	1,179	1,009	1,879	2,513	980	965	1,025	1,047	1,105
V4002 WP (dummy pull - wire)	\$628	799	1,131	1,118	2,200	986	816	1,686	2,320	787	772	832	854	912
V4003 A (key retracts latch pull trim)	\$511	682	1,014	1,001	2,083	869	699	1,569	2,203	670	655	715	737	795
V4003 AN (key retracts latch pull trim)	\$511	682	1,014	1,001	2,083	869	699	1,569	2,203	670	655	715	737	795
V4008 BN (key locks/unlocks lever)	\$696	867	1,199	1,186	2,268	1,054	884	1,754	2,388	855	840	900	922	980
V4008 D2W (key locks/unlocks lever)	\$899	1,070	1,402	1,389	2,471	1,257	1,087	1,957	2,591	1,058	1,043	1,103	1,125	1,183
V4009 BN (lever active by key; locked when key removed)	\$696	867	1,199	1,186	2,268	1,054	884	1,754	2,388	855	840	900	922	980
V4009 D2W (lever active by key; locked when key removed)	\$899	1,070	1,402	1,389	2,471	1,257	1,087	1,957	2,591	1,058	1,043	1,103	1,125	1,183
V4014 BN (lever always active)	\$696	867	1,199	1,186	2,268	1,054	884	1,754	2,388	855	840	900	922	980
V4014 D2W (lever always active)	\$899	1,070	1,402	1,389	2,471	1,257	1,087	1,957	2,591	1,058	1,043	1,103	1,125	1,183
V40 EU (electric lock/unlock)	\$1,514	1,685	2,017	2,004	3,086	1,872	1,702	2,572	3,206	1,673	1,658	1,718	1,740	1,798
V40xNS Narrow Stile Rim (device only)	\$459	630	962	949	2,031	817	647	1,517	2,151	618	603	663	685	743
V4001 PNxNS (cover plate)	\$549	720	1,052	1,039	2,121	907	737	1,607	2,241	708	693	753	775	833
V4003 PNxNS (key retracts latch pull trim)	\$549	720	1,052	1,039	2,121	907	737	1,607	2,241	708	693	753	775	833
V4003 WSxNS (key retracts latch pull trim)	\$604	775	1,107	1,094	2,176	962	792	1,662	2,296	763	748	808	830	888
V4002 ANxNS (dummy pull)	\$561	732	1,064	1,051	2,133	919	749	1,619	2,253	720	705	765	787	845
V4002 WPxNS (dummy pull - wire)	\$678	849	1,181	1,168	2,250	1,036	866	1,736	2,370	837	822	882	904	962
V4003 ANxNS (key retracts latch pull trim)	\$561	732	1,064	1,051	2,133	919	749	1,619	2,253	720	705	765	787	845
V4008 BNxNS (key locks/unlocks lever)	\$746	917	1,249	1,236	2,318	1,104	934	1,804	2,438	905	890	950	972	1,030
V4009 BNxNS (lever active by key; locked when key removed)	\$746	917	1,249	1,236	2,318	1,104	934	1,804	2,438	905	890	950	972	1,030
V4014 BNxNS (lever always active)	\$746	917	1,249	1,236	2,318	1,104	934	1,804	2,438	905	890	950	972	1,030

EASY PRICE REFERENCE CHART CONT'D ON PAGE 87

	628 Base Price	EB	EB W	ED	EE	EA	EI	ER EX	ER EX W	ES	EX	EX W	EXV	EXV W
		\$171	\$503	\$490	\$1,572	\$358	\$188	\$1,058	\$1,692	\$159	\$144	\$204	\$226	\$284
V50/V51 Surface Vertical Rod (device only)	\$834	1,005	1,337	N/A	2,406	1,192	N/A	1,892	2,526	N/A	978	N/A	1,060	1,118
V5001 P (cover plate)	\$924	1,095	1,427	N/A	2,496	1,282	N/A	1,982	2,616	N/A	1,068	N/A	1,150	1,208
V5001 PN (cover plate)	\$924	1,095	1,427	N/A	2,496	1,282	N/A	1,982	2,616	N/A	1,068	N/A	1,150	1,208
V5003 P (key retracts latch pull trim)	\$924	1,095	1,427	N/A	2,496	1,282	N/A	1,982	2,616	N/A	1,068	N/A	1,150	1,208
V5003 PN (key retracts latch pull trim)	\$924	1,095	1,427	N/A	2,496	1,282	N/A	1,982	2,616	N/A	1,068	N/A	1,150	1,208
V5003 WS (key retracts latch pull trim)	\$979	1,150	1,482	N/A	2,551	1,337	N/A	2,037	2,671	N/A	1,123	N/A	1,205	1,263
V5002 A (dummy pull)	\$936	1,107	1,439	N/A	2,508	1,294	N/A	1,994	2,628	N/A	1,080	N/A	1,162	1,220
V5002 AN (dummy pull)	\$936	1,107	1,439	N/A	2,508	1,294	N/A	1,994	2,628	N/A	1,080	N/A	1,162	1,220
V5002 D2W (dummy lever)	\$1,246	1,417	1,749	N/A	2,818	1,604	N/A	2,304	2,938	N/A	1,390	N/A	1,472	1,530
V5002 WP (dummy pull - wire)	\$1,054	1,225	1,557	N/A	2,626	1,412	N/A	2,112	2,746	N/A	1,198	N/A	1,280	1,338
V5003 A (key retracts latch pull trim)	\$936	1,107	1,439	N/A	2,508	1,294	N/A	1,994	2,628	N/A	1,080	N/A	1,162	1,220
V5003 AN (key retracts latch pull trim)	\$936	1,107	1,439	N/A	2,508	1,294	N/A	1,994	2,628	N/A	1,080	N/A	1,162	1,220
V5008 BN (key locks/unlocks lever)	\$1,121	1,292	1,624	N/A	2,693	1,479	N/A	2,179	2,813	N/A	1,265	N/A	1,347	1,405
V4008 D2W (key locks/unlocks lever)	\$1,324	1,495	1,827	N/A	2,896	1,682	N/A	2,382	3,016	N/A	1,468	N/A	1,550	1,608
V5009 BN (lever active by key; locked when key removed)	\$1,121	1,292	1,624	N/A	2,693	1,479	N/A	2,179	2,813	N/A	1,265	N/A	1,347	1,405
V5009 D2W (lever active by key; locked when key removed)	\$1,324	1,495	1,827	N/A	2,896	1,682	N/A	2,382	3,016	N/A	1,468	N/A	1,550	1,608
V5014 BN ( lever always active)	\$1,121	1,292	1,624	N/A	2,693	1,479	N/A	2,179	2,813	N/A	1,265	N/A	1,347	1,405
V5014 D2W (lever always active)	\$1,324	1,495	1,827	N/A	2,896	1,682	N/A	2,382	3,016	N/A	1,468	N/A	1,550	1,608
V50 EU (electric lock/unlock)	\$1,939	2,110	2,442	N/A	3,511	2,297	N/A	2,997	3,631	N/A	2,083	N/A	2,165	2,223
V50/V51xNS Narrow Stile Surface Vertical Rod (device only)	\$884	1,055	1,387	N/A	2,456	1,242	N/A	1,942	2,576	N/A	1,028	N/A	1,110	1,168
V5001 PNxNS (cover plate)	\$974	1,145	1,477	N/A	2,546	1,332	N/A	2,032	2,666	N/A	1,118	N/A	1,200	1,258
V5003 PNxNS (key retracts latch pull trim)	\$974	1,145	1,477	N/A	2,546	1,332	N/A	2,032	2,666	N/A	1,118	N/A	1,200	1,258
V5003 WSxNS (key retracts latch pull trim)	\$1,029	1,200	1,532	N/A	2,601	1,387	N/A	2,087	2,721	N/A	1,173	N/A	1,255	1,313
V5002 ANxNS (dummy pull)	\$986	1,157	1,489	N/A	2,558	1,344	N/A	2,044	2,678	N/A	1,130	N/A	1,212	1,270
V5002 WPxNS (dummy pull - wire)	\$1,103	1,274	1,606	N/A	2,675	1,461	N/A	2,161	2,795	N/A	1,247	N/A	1,329	1,387
V5003 ANxNS (key retracts latch pull trim)	\$986	1,157	1,489	N/A	2,558	1,344	N/A	2,044	2,678	N/A	1,130	N/A	1,212	1,270
V5008 BNxNS (key locks/unlocks lever)	\$1,171	1,342	1,674	N/A	2,743	1,529	N/A	2,229	2,863	N/A	1,315	N/A	1,397	1,455
V5009 BNxNS (lever active by key; locked when key removed)	\$1,171	1,342	1,674	N/A	2,743	1,529	N/A	2,229	2,863	N/A	1,315	N/A	1,397	1,455
V5014 BNxNS (lever always active)	\$1,171	1,342	1,674	N/A	2,743	1,529	N/A	2,229	2,863	N/A	1,315	N/A	1,397	1,455

<b>Electric Slide-In Filler Kits (For Service &amp; Repair Parts - Contact Factory)</b>			<b>Price</b>
SIFV-EB	Exit Alarm 9VDC (Battery Powered) Includes pushpad monitoring	SIFV-EB-36" SIFV-EB-48"	\$219 \$228
SIFV-EB-W	Weatherized Exit Alarm 9VDC (Battery Powered) Includes pushpad monitoring, remote signal & remote bypass	SIFV-EB-W-36" SIFV-EB-W-48"	\$578 \$590
SIFV-EA	Exit Alarm 12VAC - 24VAC (Hardwired) Includes pushpad monitoring, remote signal & remote bypass	SIFV-EA-36" SIFV-EA-48"	\$396 \$406
SIFV-EX	Request to Exit Switching Includes pushpad monitoring Specify Cylinder Dogging (CD), Less Dogging (LD) or Hex Dogging (HD)	SIFV-EX-36" SIFV-EX-48"	\$158 \$170
SIFV-EX-W	Weatherized Request to Exit Switching Includes weatherized pushpad monitoring Specify Cylinder Dogging (CD), Less Dogging (LD) or Hex Dogging (HD)	SIFV-EX-W-36" SIFV-EX-W-48"	\$214 \$226
<b>HD-CD-LD Slide-In Filler Kits</b>			
SIFV-LD	Less Dogging Slide-In Filler Kit	SIFV-LD-36" SIFV-LD-48"	\$18 \$23
SIFV-HD	Hex Key Dogging Slide-In Filler Kit	SIFV-HD-36" SIFV-HD-48"	\$46 \$46
SIFV-CD	Cylinder Dogging Slide-In Filler Kit	SIFV-CD-36" SIFV-CD-48"	\$46 \$46
<b>Cylinders</b>		<b>(NOT Factory Installed in device)</b>	<b>(Factory Installed in Device)</b>
MC65	Mortise Cylinder, Schlage "C" Keyway, 1-1/8" 6-pin, Keyed 5-pin - Specify Finish	\$32	\$60
IC7	7-pin SFIC Mortise Cylinder Housing (Core not included)	\$32	\$60
IC7R	7-pin SFIC Rim Cylinder Housing (Core not included)	\$32	\$60
RC65	Rim Cylinder, Schlage "C" Keyway, 6-pin, Keyed 5-pin (Also known as ECL-445K) - Specify Finish	\$32	\$60
<b>Cylinder Collars and Accessories</b>	<b>Finishes:</b>	<b>606, 612, 626, 630</b>	<b>605, 613, 629, 693, 695</b>
CCL	Cylinder Collar, Long 11/16" - Specify Finish	\$30	\$44
CCS	Cylinder Collar, Short 7/16" - Specify Finish	\$30	\$44
CBK	Cylinder Bracket Kit (for rim cylinder used with other manufacturer's trim)	\$30	
<b>Shaft Extension</b>			
SE-2	Shaft for 2 - 2-1/2" thick door		\$55
SE-25	Shaft Extension Kit for Lever Trims for 2-1/8 - 2-5/8" thick door		\$55
SE-3	Shaft Extension Kit for Lever Trims for 2-5/8 - 3-1/8" thick door		\$88
SE-35	Shaft Extension Kit for Lever Trims for 3-1/8 - 3-5/8" thick door		\$88
SE-4	Shaft Extension Kit for Lever Trims for 3-5/8 - 4-1/4" thick door		\$88
SE-65	Shaft Extension Kit for Lever Trims for 6 - 6-5/8" thick door		\$88

PARTS/ACCESSORIES CONT'D ON PAGE 89



Strike Kits		Price
94	Double Door Strike Kit with Tamper Resistant and Standard Fasteners (for V40 Series Devices) (no security driver required)	\$57
96	Surface Non-Roller Strike (for V50/V51 Series Devices)	\$30
96B	Dust Proof Strike (for V50 Series Devices)	\$44
98	Semi-Mortise Strike (for V40 Series Devices)	\$44
99	Surface Strike (for V40 Series Devices)	\$35
SHK1	Strike Hook Kit (1 per package)	\$16
Hex Dogging Key		
HDK	Hex Dogging Key	\$3
Mounting Accessories		
NSK	Narrow Stile Door Kit (Can work for V40 and V50) Converts Standard Value Series Device to fit 2" stile - Specify Device Finish: 628 or 711	\$87
NSK-SVR	Narrow Stile Door Kit For Surface Vertical Rods (Only works for V50) Converts Standard Value Series Device to fit 2" stile - Specify Device Finish: 628 or 711	\$43
SN1	Sex Nut Kit 1/4"-20 (2 per pkg) - Specify Finish: 606, 613, 630	\$16
SSK3	Torx® Security Screw Kit for Value Series - Includes security tip driver and tamper resistant fasteners	\$38
Glass Bead Kit		
GB5	Glass Bead Kit - V50 Series (Used as 1/4" shim for flush doors with light kit moldings)	\$309
GB15	Glass Bead Kit - V40 Series (Used as 1/4" shim for flush doors with light kit moldings)	\$68
Flexible Conduit Loop Kits, Armored Cable Kits and Power Transfers		
FC3	Flex Conduit Kit includes 3' conduit and fittings	\$38
FC10	Flex Conduit Kit includes 10' conduit and fittings	\$73
FC3W	Weatherized Flex Conduit Kit includes 3' conduit, fittings and waterproof wire nuts	\$61
FC10W	Weatherized Flex Conduit Kit includes 10' conduit, fittings and waterproof wire nuts	\$73
AL18	Surface Mount Flex Armor Loop, Aluminum Finish, 18" - Mounted to door and wall	\$73
JB-R	Junction Box with Relay	\$328
PT-5	Power Transfer	\$145
EW8-626	Electric Hinge	\$349

PARTS/ACCESSORIES CONT'D ON PAGE 90

<b>Delayed Egress Peel and Stick Door Signage Chart</b>		<b>PUSH UNTIL ALARM SOUNDS DOOR CAN BE OPENED IN 15 SECONDS</b>	<b>Price</b>
PUSH UNTIL ALARM SOUNDS - DOOR CAN BE OPENED IN XX SECONDS			
ECL-395	English - 15 Second - Red (Standard)		\$13
ECL-395-1	English - 30 Second - Red		\$13
ECL-395-2	French/Canadian - 15 Second - Red		\$13
ECL-395-3	French/Canadian - 30 Second - Red		\$13
ECL-395-4	Spanish - 15 Second - Red		\$13
ECL-395-5	Spanish - 30 Second - Red		\$13
ECL-395-6	French - 15 Second - Green		\$13
ECL-395-7	French - 30 Second - Green		\$13
ECL-395-8	German - 15 Second - Green		\$13
ECL-395-9	German - 30 Second - Green		\$13
ECL-395-10	Chinese - 15 Second - Red		\$13
ECL-395-11	Chinese - 30 Second - Red		\$13
ECL-395-12	English European - 15 Second - Red		\$13
ECL-395-13	English European - 30 Second - Red		\$13
<b>Peel &amp; Stick Door Sign</b>		<b>PUSH TO OPEN ALARM WILL SOUND</b>	
PUSH TO OPEN - ALARM WILL SOUND			
101802-1	English - Green		\$15
101802-2	French - Green		\$15
101802-3	German - Green		\$15
101802-4	Chinese - Red		\$15
101802-5	Spanish - Red		\$15
101802-6	French/Canadian - Red		\$15
<b>Optional Value Series Pushpad Signage Chart</b>		<i>PUSH TO OPEN-ALARM WILL SOUND</i>	
PUSH TO OPEN - ALARM WILL SOUND		36"	48"
105417-1	Pushpad wrap kit - 3-foot Red, white lettering	\$17	
105417-2	Pushpad wrap kit - 4-foot Red, white lettering		\$17
105417-3	Pushpad wrap kit - 3-foot Black, no lettering	\$17	
105417-4	Pushpad wrap kit - 4-foot Black, no lettering		\$17
<b>For Other Languages, Contact Factory</b>			
<b>Delayed Egress Outdoor Signage Chart</b>		<b>PUSH UNTIL ALARM SOUNDS DOOR CAN BE OPENED IN 15 SECONDS</b>	
PUSH UNTIL ALARM SOUNDS - DOOR CAN BE OPENED IN 15 SECONDS			
101906	English - 15 Second (Metal Sign - Non-Adhesive)		\$80
101906-1	English - 30 Second (Metal Sign - Non-Adhesive)		\$80

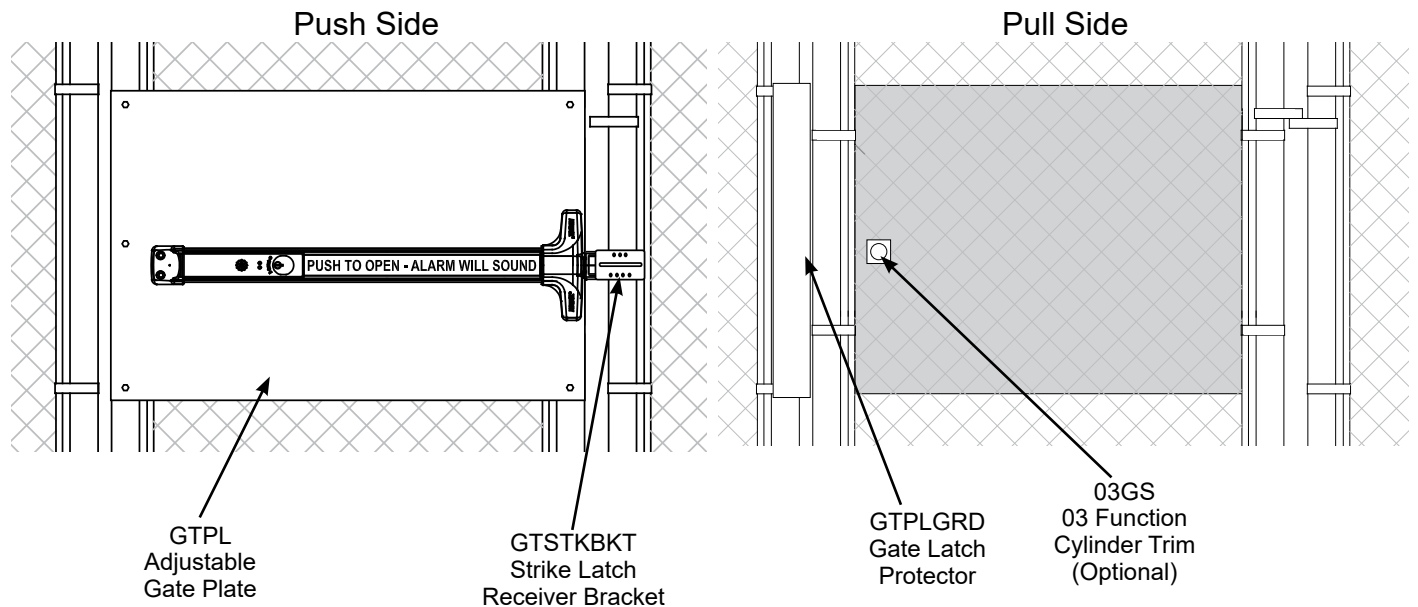
PARTS/ACCESSORIES CONT'D ON PAGE 91

MODEL NO.	DESCRIPTION	PRICE
GTPLKIT	Gate Plate Kit - Includes Gate Latch Protector (GTPLGRD), GTSTKBKT (Strike Latch Receiver Bracket), GTPL (Adjustable Gate Plate)	\$729

MODEL NO.	DESCRIPTION	PRICE
GTPL	Adjustable Gate Plate - Fits Single Gates 32" - 52" wide Fits square or round gate frames Plate comes without mounting holes for device	\$499
GTSTKBKT	Strike Latch Receiver Bracket	\$199
GTPLGRD	Gate Latch Protector	\$114
03GS	Optional 03 function cylinder trim used on gates (Rim Cylinder sold separately)	\$109
08GSN	Spacer for Narrow Lever Trim	\$119

All above parts available in black (specify BLK) and gray (std.) finish

Value Series



EXIT DEVICE SOLD SEPARATELY

For more information, see Value Series weatherized exit devices



**THIS PAGE LEFT INTENTIONALLY BLANK**

**THIS PAGE LEFT INTENTIONALLY BLANK**

# Series 800


## CONTROLLERS AND POWER SUPPLIES

### POWER SUPPLIES

	MODEL NO.	DESCRIPTION	PRICE
	90-800	120VAC/24VDC Power Supply - 1.0A continuous Can be used with ED, EE, EM products	\$549
	xIN xLT	Optional - 240VAC Input Less Transformer	Add \$113 Subtract \$20
	80-800*	12 or 24VDC Power Supply - 1.0A continuous Can be used with ED, EE, EM products  <b>NOTE: Battery Charging Circuit included on all above (Battery sold separately)</b>	\$622
	x220 M12	Optional - 220VAC Input 12-Volt Module	Add \$98 Add \$149

\* Cover lock and keys sold separately - See Series 800 Accessories (p. 97) to order.

### POWER SUPPLY CONTROLLERS For use with Latch Retraction (ER)

	MODEL NO.	DESCRIPTION	PRICE
	81-800*	Controller and Power Supply - 1.0A continuous Powers and controls ER device for 1 door with signal output for 1 operator	\$952
	82-800*	Controller and Power Supply - 2.0A continuous Powers and controls ER device for 1 pair of doors with signal output for 1 operator	\$1,063
	83-800*	Controller and Power Supply - 2.0A continuous Powers and controls ER device for 2 independent doors with signal output for 2 operators  <b>NOTE: Battery Charging Circuit included on all above (Battery sold separately)</b>	\$1,299
	x220 M12	Optional - 220VAC Input 12-Volt Module	Add \$98 Add \$149

\* Cover lock and keys sold separately - See Series 800 Accessories (p. 97) to order.

PS80 / Series 800

# Series 800

## CONTROLLERS AND POWER SUPPLIES (cont'd.)

### POWER SUPPLY CONTROLLERS

For use with Advantex Delayed Egress With Latch Retraction (EExER)

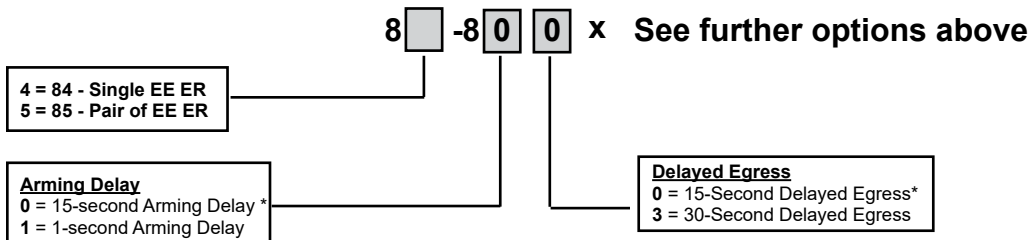
	MODEL NO.	DESCRIPTION	PRICE
<p>84-800 or 85-800</p> <p>Remote Indicating Unit (RIU)</p> <p>Also includes wire harness with wiring</p>	84-800	<b>Controller and Power Supply with Remote Indicating Unit -</b> 1.0A continuous - Powers and controls EE ER device for 1 door with signal output for 1 operator	\$1,959
	85-800	<b>Controller and Power Supply with Remote Indicating Unit -</b> Controller and Power Supply - 2.0A continuous Powers and controls EE ER device for 1 pair of doors with signal output for 1 operator	\$2,659
<p>* <b>Standard defaults include:</b> 15-second Arming, 15-second Delayed Egress, English Signage (RWE), 3-chirp Arming, Door Signal Module (DSM), Gray Remote Indicating Unit (RIU), Surface mounting, Dummy Plug (not installed), Rearm using key or access control (Powers 2 EE ER Exit Devices - for 85-800 units only)</p>			

### CONFIGURABLE OPTIONS - 84-800 / 85-800

MODEL NO.	DESCRIPTION	PRICE
8X-810	1-second Arming	N/C
8X-803	30-second Delayed Egress	N/C
SA	Silent Arming	Add \$199
M12	12VDC Module (Replaces DSM when ordering 85-800)	Add \$149
BLK	Black Remote Indicating Unit (RIU)	N/C
F	Flush Mounting	N/C
MC65	Mortise cylinder (Installed)	Add \$60
IC7	Interchangeable core housing (Installed)	Add \$60
KS	Key Stop	Add \$5
SSK	Security Screws for RIU	Add \$30
RKO	Rearm using Key only	Add \$199
ER	Powers (1) EE ER and (1) ER Exit Device (for 85-800 units only)	Add \$199
EE	Powers (1) EE ER and (1) EE Exit Device (for 85-800 units only)	Add \$199

Signage - Other languages available - contact factory

PS80 / Series 800











\* Standard default

# Series 800

## CONTROLLERS AND POWER SUPPLIES (cont'd.)

### LOGIC CONTROLLERS

	MODEL NO.	DESCRIPTION	PRICE
	10-800*	Series 800 Controller - Stand-Alone 120VAC/24VDC System contains back box, transformer and Series 800 electronics	\$1,404
	11-800*	Series 800 Controller - Stand-Alone 120VAC/24VDC System contains back box, upper back pan and flip-up insert, 24-point terminal strip, transformer and Series 800 electronics	\$1,554
	60-2RMF	Relay board (2) DPDT, 24VDC output relays, sequence or independent, wet or dry, field selectable - Includes 12VDC@150mA output tap. Used with Series 800 logic controllers, offers an integration solution to multi controls and single-point terminations.	Add \$399
	12-800	Series 800 Controller - Stand-Alone 120VAC/24VDC System contains back box, upper back pan and flip-up insert, 24-point terminal strip, transformer and Series 800 electronics Prewired at factory and labeled with connections for use in delayed egress applications (single or pairs)	\$1,648
	12-800-DE1 12-800-DE2 12-800-DE3 12-800-DE5	15 second Delayed Egress with Remote Bypass (for 10 EX W) 15 second Delayed Egress (for V40 EX W) 15 second Delayed Egress with Remote Bypass (for 10 ER EX) 15 second Delayed Egress without Maglock (for WDE EasyKit)	Add \$1 Add \$1 Add \$1 Add \$1
	106595-1	For use on Single or Pairs of Delayed Egress System doors with weatherized controlled egress exit devices, labeled for use outdoor (106595-1 is supplied inside NEMA 4X enclosure and can be installed outdoors – attach conduit to bottom of NEMA 4X enclosure)	\$2,900
	30-800*	Series 800 Controller - 120VAC/24VDC Surface Box - Zinc Plated System contains back box w/metal stand-off, lid and Series 800 electronics. Requires low-voltage remote source of power	\$1,058
	31-800	Series 800 Controller - 120VAC/24VDC Flat Mount Plate Requires low-voltage remote source of power	\$1,099
	40-800*	Series 800 Controller - 120VAC/24VDC Surface Box - Black System contains back box, upper back pan and flip-up insert with Series 800 electronics. Requires low-voltage remote source of power	\$1,199
	41-800* **	Series 800 Controller - 120VAC/24VDC Surface Box - Black Without Flip-up insert unit. Requires low-voltage remote source of power	\$1,159
	50-800	Circuit Board - 24VAC/24VDC - Comes with 5 stand-offs, requires non-conductive support studs for proper installation	\$1,159
*Cover lock and keys not included - See Controller & Power Supply Accessories (p. 97) to order lock			
** This application is generally used for integrated applications that require additional splice chamber room or for the pass-through of cable, wire or circuit boards associated with low voltage systems. Preparation of upper back pan and flip-up portion of insert to suit other manufacturers components is available. For custom applications, please call for quotation.			



# Series 800

## ACCESSORIES


### CONTROLLER OPTIONS

MODEL NO.	DESCRIPTION	PRICE
LT	Less Transformer Available for all Logic Controllers	Subtract \$50

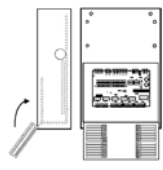
### CONTROLLER & POWER SUPPLY OPTIONS

MODEL NO.	DESCRIPTION	PRICE
L	Cover Lock with 2 Keys	Add \$45
T	Tamper Proof Sensor	Add \$45
TL	Tamper Proof Sensor and Cover Lock with 2 Keys	Add \$90
K1	Relay	Add \$30

### POWER SUPPLY ACCESSORIES

	MODEL NO.	DESCRIPTION	PRICE
	70-12B	Battery 12VDC 4AH	\$109
	70-24B	Battery 24VDC 4AH 2 batteries provided Includes linking cable (Battery Box not Included)	\$204
	M12	12 Volt Module	Add \$149
Signage sold separately - See ECL-395 (p. 90) and EA-561 (p. 125)			

### CONTROLLER ACCESSORIES

	MODEL NO.	DESCRIPTION	PRICE
	60-06	Folding Insert Tray Add this to 10-800 Controller to provide space for digital timer or door call module	\$199
	Signage sold separately - See ECL-395 (p. 90) and EA-561 (p. 125)		

# 90 SERIES

## KEYED REMOVABLE MULLIONS

### Removable Mullions

For use with Advantex®, Value Series®  
& Other Rim Exit Devices

Rim Cylinder  
Sold Separately



Standard Mullions	PRICE
90KRx7 - Keyed Removable Mullion - 7-foot	\$660
90KRx8 - Keyed Removable Mullion - 8-foot	\$660
90KRx10 - Keyed Removable Mullion - 10-foot	\$760
Fire Rated Mullions	PRICE
F90KRx7 - Fire Rated Keyed Removable Mullion - 7-foot	\$760
F90KRx8 - Fire Rated Keyed Removable Mullion - 8-foot	\$760

Shipped less rim cylinder - Rim Cylinder available at additional cost (see p. 122)



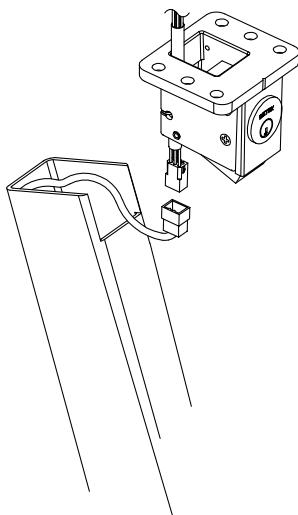
**NOTE:** Fire Rated Listing allows field location of strike. Detex Fire Rated Mullion can be strike-prepped in the field.

Detex Fire Rated Mullion can be used with other manufacturers' exit devices that are fire rated for pairs of doors with a mullion.

## ELECTRIFIED KEYED REMOVABLE MULLIONS

Electrified Mullions	PRICE
90KREx7 - Electrified Keyed Removable Mullion - 7-foot	\$836
90KREx8 - Electrified Keyed Removable Mullion - 8-foot	\$836

Shipped less rim cylinder - Rim Cylinder available at additional cost (see p. 122)



90 Series Mullions

# 90 SERIES

## REMOVABLE MULLIONS



For use with Advantex®, Value Series®  
& Other Rim Exit Devices

Removable Mullions	PRICE
90Rx7 - Removable Mullion (Not Keyed) - 7-foot	\$660
90Rx8 - Removable Mullion (Not Keyed) - 8-foot	\$660
<b>(NOTE: Cylinder not required)</b>	
<b>Fire-Rated Removable Mullions</b>	
F90Rx7 - Fire Rated Removable Mullion (Not Keyed) - 7-foot	\$702
F90Rx8 - Fire Rated Removable Mullion (Not Keyed) - 8-foot	\$702
<b>(NOTE: Cylinder not required)</b>	
<b>Hurricane Rated Mullions</b>	
H90Rx7 - Hurricane Rated Removable Mullion (Not Keyed) - 7-foot	\$953
H90Rx8 - Hurricane Rated Removable Mullion (Not Keyed) - 8-foot	\$953
<b>(NOTE: Cylinder not required)</b>	
<b>Fire and Hurricane Rated Mullions</b>	
FH90Rx7 - Fire and Hurricane Rated Removable Mullion (Not Keyed) - 7-foot	\$986
FH90Rx8 - Fire and Hurricane Rated Removable Mullion (Not Keyed) - 8-foot	\$986
<b>(NOTE: Cylinder not required)</b>	

# AO19 SERIES®

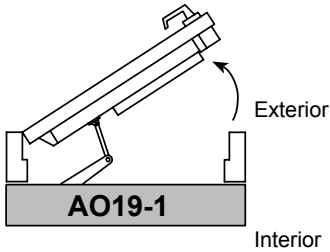
## Automatic Operator

Select from list below and fax to 800-653-3839

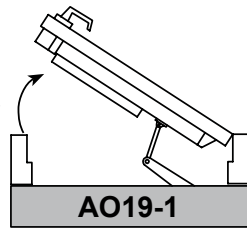
**NOTE: Operator always mounted inside of building  
Viewed from mounting side of door**

- |             |                             |                                  |  |                          |
|-------------|-----------------------------|----------------------------------|--|--------------------------|
| Single Door | <input type="radio"/> 39.5" | <input type="radio"/> Right Hand | <input type="radio"/> Push                           | <input type="radio"/> AL |
| Qty _____   | <input type="radio"/> 45.5" | <input type="radio"/> Left Hand  | <input type="radio"/> Push 11" + reveal              | <input type="radio"/> BZ |
|             | <input type="radio"/> 52"   |                                  | <input type="radio"/> Pull Max reveal on a pull 2.5" |                          |

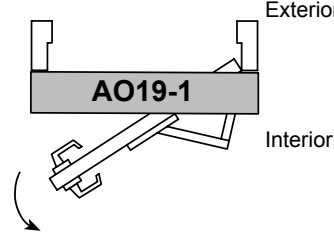
### LH Push



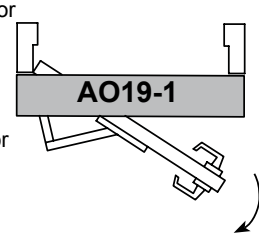
### RH Push



### LH Pull

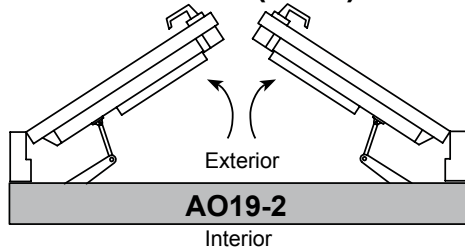


### RH Pull

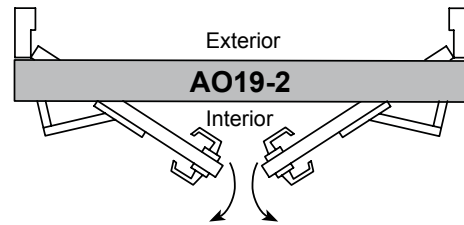


- |                    |                             |  |                          |                                    |
|--------------------|-----------------------------|--|--------------------------|------------------------------------|
| Double Door (Twin) | <input type="radio"/> 75.5" | <input type="radio"/> Push                           | <input type="radio"/> AL | <input type="radio"/> Simultaneous |
| Qty _____          | <input type="radio"/> 92"   | <input type="radio"/> Push deep (11" reveal)         | <input type="radio"/> BZ | <input type="radio"/> Independent  |
|                    | <input type="radio"/> 100"  | <input type="radio"/> Pull Max reveal on a pull 2.5" |                          |                                    |

### Double Door (Twin) Push

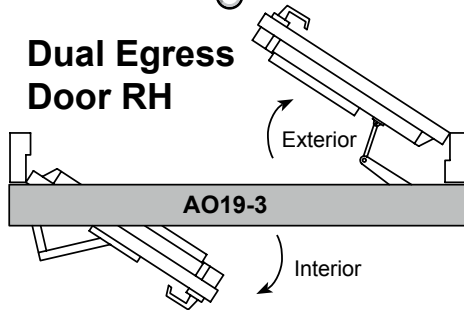


### Double Door (Twin) Pull

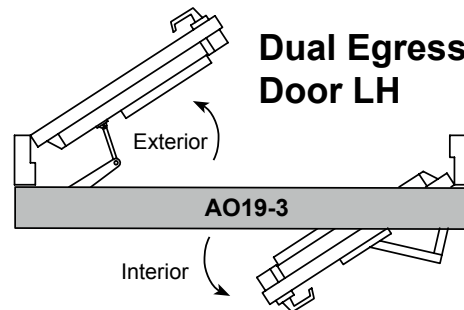


- |                           |                             |                                  |                          |                                    |
|---------------------------|-----------------------------|----------------------------------|--------------------------|------------------------------------|
| Double Egress (Dual) Door | <input type="radio"/> 75.5" | <input type="radio"/> Right Hand | <input type="radio"/> AL | <input type="radio"/> Simultaneous |
| Qty _____                 | <input type="radio"/> 92"   | <input type="radio"/> Left Hand  | <input type="radio"/> BZ | <input type="radio"/> Independent  |
|                           | <input type="radio"/> 100"  |                                  |                          |                                    |

### Dual Egress Door RH




### Dual Egress Door LH



Distributor: \_\_\_\_\_ Date: \_\_\_\_\_  
 Ph # \_\_\_\_\_ Email: \_\_\_\_\_ PO # \_\_\_\_\_  
 Comments: \_\_\_\_\_  
 Model # \_\_\_\_\_ x (length) \_\_\_\_\_ x (push/pull/dual) \_\_\_\_\_ x (AL/BZ) \_\_\_\_\_

# AO19 SERIES®

## LOW ENERGY AUTOMATIC DOOR OPERATORS FOR SINGLE DOOR APPLICATIONS



Model Number	Description	Finish	
		Clear (xAL)	Bronze (xBZ)
AO19-1xLH Push	Single Door Left Hand Push	\$3,600	\$3,600
AO19-1xRH Push	Single Door Right Hand Push	\$3,600	\$3,600
AO19-1xLH Pull	Single Door Left Hand Pull	\$3,600	\$3,600
AO19-1xRH Pull	Single Door Right Hand Pull	\$3,600	\$3,600
DEVICE COMES STANDARD WITH:	AL - Clear Finish 39.5" Device for 3-foot doors	FINISHES: AL - 204-Ri Clear Arch. Class II anodized coating, AA-M12C22A31 (Std.)  BZ - 313-Ri Dark Bronze Arch. Class II anodized coating, AA-M12C22A32	
OPTIONS	45.5" Device for 42" doors 52" Device for 48" doors Custom lengths 26" to 52" Special lengths shorter than 26" Special lengths longer than 52" DEEP (Required on doors with reveals over 11") - push type only FLAT (Substitute Flat Arm, provides 1-3/4" of additional headroom at top of door)		N/C N/C Add \$75 Contact Factory Contact Factory Add \$50 Add \$50

# AO19 SERIES®

## LOW ENERGY AUTOMATIC DOOR OPERATORS FOR DOUBLE DOOR APPLICATIONS

AO19 Series



Model Number	Description	Finish	
		Clear (xAL)	Bronze (xBZ)
AO19-2 Push	Double Door Push	\$6,800	\$6,800
AO19-2 Pull	Double Door Pull	\$6,800	\$6,800
DEVICE COMES STANDARD WITH:	AL - Clear Finish 75.5" Device for pairs of 3-foot doors	FINISHES: AL - 204-Ri Clear Arch. Class II anodized coating, AA-M12C22A31 (Std.)  BZ - 313-Ri Dark Bronze Arch. Class II anodized coating, AA-M12C22A32	
OPTIONS	92" Device for pairs of 44" doors 100" Device for pairs of 48" doors Custom lengths 60" to 100" Special lengths shorter than 60" Special lengths longer than 100" DEEP (Required on doors with reveals over 11") - push type only FLAT (Substitute Flat Arm, provides 1-3/4" of additional headroom at top of door) Independent (Allows each door to operate independently)	N/C N/C Add \$75 Contact Factory Contact Factory Add \$100 Add \$100 Add \$50	

# AO19 SERIES®

## LOW ENERGY AUTOMATIC DOOR OPERATORS FOR DOUBLE EGRESS DOOR APPLICATIONS







Model Number	Description	Finish	
		Clear (xAL)	Bronze (xBZ)
AO19-3xRH	Double Egress Doors RH Push / RH Pull	\$6,800	\$6,800
AO19-3xLH	Double Egress Doors LH Push / LH Pull	\$6,800	\$6,800
DEVICE COMES STANDARD WITH:	AL - Clear Finish 75.5" Device for pairs of 3-foot doors	FINISHES: AL - 204-Ri Clear Arch. Class II anodized coating, AA-M12C22A31 (Std.)  BZ - 313-Ri Dark Bronze Arch. Class II anodized coating, AA-M12C22A32	
OPTIONS	92" Device for pairs of 44" double egress doors 100" Device for pairs of 48" double egress doors Custom lengths 60" to 100" Special lengths shorter than 60" Special lengths longer than 100" DEEP (Required on doors with reveals over 11") - push type only FLAT (Substitute Flat Arm, provides 1-3/4" of additional headroom at top of door) Independent (Allows each door to operate independently)		N/C N/C Add \$75 Contact Factory Contact Factory Add \$100 Add \$100 Add \$50

## NOTES






### Single Door Kits

	Part No.	Description	Price
	104792	<b>4-1/2" Square Button Wireless Single Door Kit</b> - Includes (2) 4-1/2" Square HSS-Detex Pushplate Switch (104755) (2) Wall-Mount Boxes / Transmitter (104753) (1) Multi-Mode Receiver (104752)	\$549
	104791-2	<b>4-1/2" Square Button Wired Single Door Kit</b> - Includes (2) 4-1/2" Square HSS-Detex Pushplate Switch (104755) (2) 4-1/2" Square Low-Profile Mounting Box (104738-1020)	\$396
	105943-TXTGK	<b>4-1/2" Square Touchless Button Wireless Single Door Kit</b> - Includes (2) 4-1/2" Square Wireless Touchless Button Pushplate Switch (2) Wall-Mount Boxes / Transmitter (1) Multi-Mode Receiver (104752)	\$1,127
	105941-TGK	<b>4-1/2" Square Touchless Button Wired Single Door Kit</b> - Includes (2) 4-1/2" Square Touchless Button Pushplate Switch (2) 4-1/2" Square Low-Profile Mounting Box	\$919

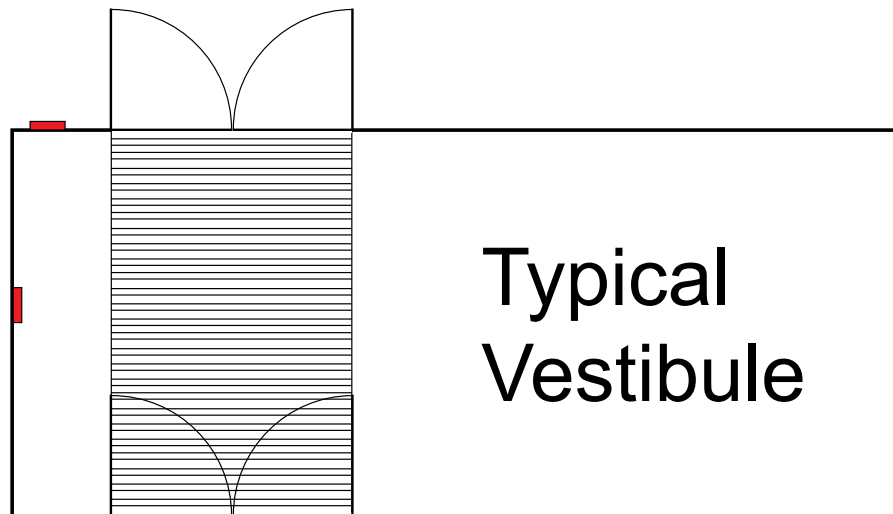
For other pushplate switch options, see website

**PARTS/ACCESSORIES CONT'D ON PAGE 106**

### Vestibule Door Kits



	Part Number	Qty.	Description	Price
	104786	1 kit	<b>4-1/2" Square Button Wireless Vestibule Kit - Includes</b> (2) 4-1/2" Square Pushplate Switch (104755-HSS) (2) Wall-Mount Box with Transmitter (104753) (1) Double Vestibule Pushplate Switch (104744-HSS) (1) Dual Vestibule Button Box / Transmitter (104753-V) (2) Multi-Mode Receiver (104752)	\$1,149
	105388	1 kit	<b>4-1/2" Square Button Wireless Vestibule Sequencing Kit - Includes</b> (2) 4-1/2" Square Pushplate Switch (104755-HSS) (2) Wall-Mount Box/Sequencing Transmitter (104753-STX) (1) Double Vestibule Pushplate Switch (104744-HSS) (1) Dual Vestibule Button Box / Transmitter (104753-V) (2) Multi-Mode Receiver (104752)	\$1,276
	105387	1 kit	<b>4-1/2" Square Button Wired Vestibule Kit - Includes</b> (2) 4-1/2" Square Pushplate Switch (104755-HSS) (1) Double Vestibule Pushplate Switch (104744-HSS) (2) Low-Profile Mounting Box (104738-1020) (1) Dual Vestibule Button Box (104738-1015)	\$659

For other pushplate switch options, see website



PARTS/ACCESSORIES CONT'D ON PAGE 107





### Jamb Mount Kits

	Part Number	Qty.	Description	Price
	104741	1 kit	<u>Jamb Button Wireless Single Door Kit</u> - Includes (2) Jamb Pushplate Switch (104739-HSS) (2) Jamb-Mount Box with Transmitter (104753-J) (1) Multi-Mode Receiver (104752)	\$599
	105942-NK	1 kit	<u>Jamb Wired Touchless Door Kit</u> - Includes (2) Touchless Buttons (2) Surface Mount Jamb Box (104738-1035)	\$919



For other pushplate switch options, see website

PARTS/ACCESSORIES CONT'D ON PAGE 108

### Post Kits

		PART NO.	QTY.	DESCRIPTION	PRICE
		104788-1	1 kit	<u>Single Button Wireless Post Kit</u> - Kit includes items & quantities for activation on one side of opening: (1) 4-1/2" Square Pushplate Switch (104755) (1) Post Transmitter (104753-P) (1) Single Button Post, Aluminum (105380-1)	\$1,127
		Aluminum Concealed			
		104788-2	1 kit	<u>Single Button Wireless Post Kit</u> - Kit includes items & quantities for activation on one side of opening: (1) 4-1/2" Square Pushplate Switch (104755) (1) Post Transmitter (104753-P) (1) Single Button Post, Bronze (105380-2)	\$1,127
		Bronze Concealed			

### Post Packages

		PART NO.	QTY.	DESCRIPTION	PRICE
				<u>Double Button Wireless Post Package</u> - Package illustrates items & quantities required for activation on one side of opening:	
		104755	2	4-1/2" Square Pushplate Switch	2 @ \$129 ea
		104753-P	2	Post Transmitter	2 @ \$156 ea
		105396-X*	1	Double Button Post	1 @ \$1,285 ea

\* Select post type and finish (See next page for more information)

PARTS/ACCESSORIES CONT'D ON PAGE 109

### Transmitters


PART NO.	DESCRIPTION	PRICE
104737-1	Handheld Remote Transmitter with 1 Button for one operator	\$136
104737-2	Handheld Remote Transmitter with 2 Buttons for two operators	\$156
104753	Clearpath Square 4-1/2" Wall Mount Transmitter	\$156
104753-J	Clearpath Jamb-Mount Transmitter	\$156
104753-P	Clearpath Post Transmitter (Transmitter only)	\$156
104753-V	Clearpath Dual Vestibule Transmitter	\$263
104753-STX	Clearpath Square 4-1/2" Sequencing Transmitter	\$195
104753-STX-J	Clearpath Jamb-Mount Sequencing Transmitter	\$234
104753-STX-P	Clearpath Sequencing Post Transmitter (Transmitter Only)	\$215

### Receivers

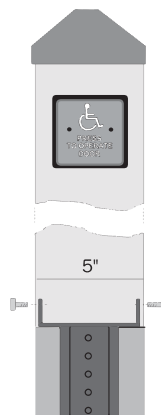
PART NO.	DESCRIPTION	PRICE
104752	Clearpath Multi-Mode Receiver	\$165
104752-RXM	Clearpath Multi-Mode Receiver w/RXM	\$219

### Posts Only

PART NO.	DESCRIPTION	PRICE
<b>Mounting &amp; Color Options (Requires 4-1/2" Square Pushplate Switch)</b>		
105380-1	Post - Aluminum Concealed (1 Pushplate switch required)	\$866
105380-2	Post - Bronze Concealed (1 Pushplate switch required)	\$866
105380-3	Post - Aluminum Staked (1 Pushplate switch required)	\$866
105380-4	Post - Bronze Staked (1 Pushplate switch required)	\$866
105380-5	Post - Aluminum Exposed (1 Pushplate switch required)	\$866
105380-6	Post - Bronze Exposed (1 Pushplate switch required)	\$866
105396-1	Post - Aluminum Concealed (2 Pushplate switches required)	\$1,285
105396-2	Post - Bronze Concealed (2 Pushplate switches required)	\$1,285
105396-5	Post - Aluminum Exposed (2 Pushplate switches required)	\$1,285
105396-6	Post - Bronze Exposed (2 Pushplate switches required)	\$1,285



Concealed






Staked



Exposed

**PARTS/ACCESSORIES CONT'D ON PAGE 110**

### Pushplate Switches

	PART NO.	DESCRIPTION	PRICE
	104755	Includes: Pushplate Switch only Pushplate Switch 4-1/2" Square Detex Logo	\$129
	104739-HSS	Includes: Pushplate Switch only Jamb Pushplate Switch 59J-HSS	\$124
	104744-HSS	Includes: Double Pushplate Switch (1) Vestibule Pushplate Switch 59V-HSS	\$249

### Boxes

PART NO.	DESCRIPTION	PRICE
104738-1010	Low Profile Jamb Box - 1 Box	\$59
104738-1035	Surface Mounting Jamb Box 2" deep	\$69
104738-1015	Surface Mounting Box 4-1/2" Square	\$59
104738-1020	Surface Mounting Low Profile Box 4-1/2" Square	\$59

PARTS/ACCESSORIES CONT'D ON PAGE 111

### Keyswitches

PART NO.	DESCRIPTION	PRICE
CS4730-HSS	Includes: Keyswitch (1), Pushplate Switch (1) Cylinder Keyswitch SPST Momentary HSS	\$389
CS4740-HSS	Cylinder Keyswitch DPDT Maintained HSS	\$326

### Miscellaneous

PART NO.	DESCRIPTION	PRICE
104790	Safety Presence Sensor (DH400)	\$649
105395-1	SafePath SSS-5M1 door-mounted Safety Sensor	\$879
105375-1	Rain Cover for DH Series	\$79
105378-1	Safety Beam Surface Mount	\$256
104758-1	Microwave Motion Sensor (Microstar)	\$509
104787	Door Safety Decal English	\$24
104787-1	Door Safety Decal English/Spanish	\$40
104747	Universal Time Delay Module (TDM)	\$189
104746	Infrared Motion Detector (DH100)	\$669

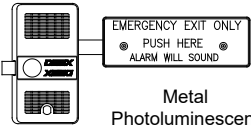
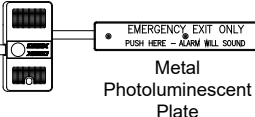
### Service & Repair

PART NO.	DESCRIPTION	PRICE
104798-1	3-Point Push Arm Assembly AL	\$200
104798-2	3-Point Push Arm Assembly BZ	\$200
104797-1	Parallel Arm Pull Assembly AL	\$259
104797-2	Parallel Arm Pull Assembly BZ	\$259
104796-1	Motor / Gearbox LH Push	\$1,449
104796-2	Motor / Gearbox LH Pull AL	\$1,449
104796-3	Motor / Gearbox RH Push	\$1,449
104796-4	Motor / Gearbox RH Pull AL	\$1,449
104708	Microswitch Harness	\$78
104794	3-Position Switch & Wire	\$84
105421	Universal Controller (UDC 1000)	\$779
105423	Cable ISP Synchronization	\$139
104764-1	Kit 120VAC Line Filter 8-foot	\$290
104764-2	Kit 120VAC Line Filter 4-foot	\$240
104764-3	Kit 120VAC Line Filter 2-foot	\$240
105412	Push - Motor Gearbox Rebuild Kit	\$354
105412-1	Pull - Motor Gearbox Rebuild Kit	\$354
105433	S&R AO19 Clock Spring Replacement Kit	\$119

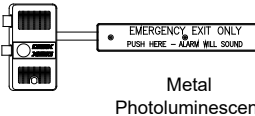
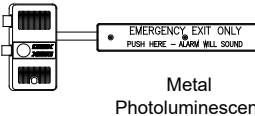
## NOTES



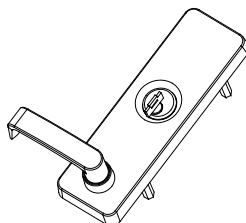
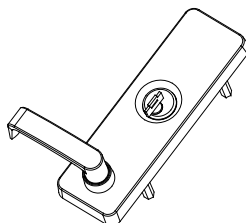





 <p>EMERGENCY EXIT ONLY PUSH HERE - ALARM WILL SOUND</p> <p>Metal Photoluminescent Plate</p>	MODEL NO.	DESCRIPTION	PRICE
 <p>EMERGENCY EXIT ONLY PUSH HERE - ALARM WILL SOUND</p> <p>Metal Photoluminescent Plate</p> <p><b>NOTE:</b> ECL-230D-PH for use on doors that require Panic Hardware</p>	ECL-230D	UL-Listed Panic Hardware Exit Control Lock <div style="border: 1px solid black; border-radius: 50%; padding: 5px; display: inline-block; transform: rotate(-15deg);">             MAP Policy Applies See page 9           </div>	\$371
ECL-230D-PH		UL-Listed Panic Hardware Standard Exit Control Lock w/Long Bar 36" to 48" Door Width	\$429
<p>Supplied with: 9-volt battery, cover lock w/2 keys, ECL-437 &amp; ECL-439 Keepers Available in Gray or Black</p> <p>English paddle bar plate (ECL-8220 w/ECL-230D or ECL-2109 w/ECL-230D-PH)</p> <p>Shipped less rim cylinder - Rim cylinder available at additional cost (see p. 122)</p> <p>Foreign language paddle bar plates available (see p. 115)</p>			

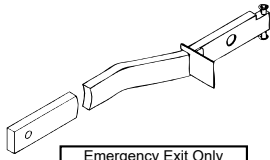
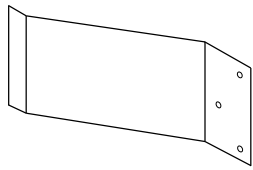
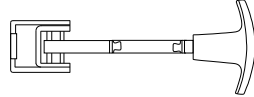
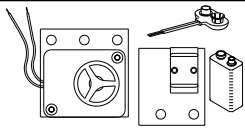
## ECL-600 FIRE RATED HARDWARE

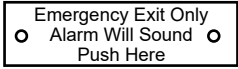
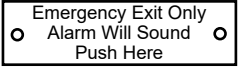
 <p>EMERGENCY EXIT ONLY PUSH HERE - ALARM WILL SOUND</p> <p>Metal Photoluminescent Plate</p>	MODEL NO.	DESCRIPTION	PRICE
 <p>EMERGENCY EXIT ONLY PUSH HERE - ALARM WILL SOUND</p> <p>Metal Photoluminescent Plate</p>	ECL-600	Warnock Hersey-Listed Fire Exit Hardware w/Long Bar 36" to 48" Door Width	\$690
<p>3-Hour Listing - Single Door to 4' x 8' - Double Doors to 8' x 8'</p> <p>Supplied with: 9-volt battery, cover lock w/2 keys</p> <p>Available in Gray or Black</p> <p>Keeper &amp; strike kit</p> <p>English paddle bar plate - ECL-2109</p> <p>Shipped less control cylinders</p> <p>Rim cylinders available at additional cost (see p. 122)</p>			

## ECL-620 Outside Lever Trim for ECL-600

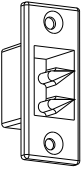
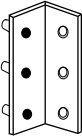

	MODEL NO.	DESCRIPTION	PRICE
	ECL-620	Outside Lever Trim Lever retracts latch bolt only Rim Cylinder (not included) operates deadbolt Finish: Black only Field Reversible	\$324

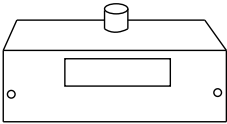
	MODEL NO.	DESCRIPTION	PRICE
	PP-5572	Replacement Cover Lock & 2 Keys	\$9
	ECL-405-X	Cover Lock Key X = specify Key # 11-20	\$2
	ECL-405-KIT	Set of all Cover Lock Keys Includes key numbers 11 through 20	\$15

	MODEL NO.	DESCRIPTION	PRICE
 <div data-bbox="121 1039 308 1092" style="border: 1px solid black; padding: 2px; font-size: 8px;">                     Emergency Exit Only                      Alarm Will Sound                      Push Here                 </div>	ECL-2105K	Field Conversion Kit For 36" to 48" Door Width with metal Photoluminescent plate	\$76
	ECL-436K	Bar Guard Kit (For use with Standard ECL-230D)	\$25
	ECL-2100K	Bar Guard Kit (For use with ECL-230D-PH & ECL-600)	\$36
	ECL-475K	Decorative Back Plate Kit	\$43
	ECL-498K	Outside Pull and Warning Sign (Not for use on Fire Rated Doors)	\$94
	ECL-2111K	6V-to-9V Conversion Kit (For use with ECL-230D and ECL-230C models only)	\$62

 <b>(Metal Photoluminescent Plate)</b>	ECL-8220 (RWE)	<b>ECL-230D Metal Exit Bar Plates Specify:</b> English	\$18
	ECL-2109	<b>ECL-230D-PH and ECL-600 Metal Exit Bar Plates Specify:</b> English	\$25
	ECL-8225-8 (RWS)	<b>ECL-230D Exit Bar Plates Specify:</b> Spanish	\$19
	ECL-8225-5 (RWI)	Italian	\$19
	ECL-8225-6 (RWC)	Chinese (Red)	\$19
	ECL-8225-9 (GWC)	Chinese (Green)	\$19
	ECL-8225-7 (RWF)	French Canadian	\$19
	ECL-8225-1 (RWD)	Dutch	\$19
	ECL-8225-2 (GWF)	French	\$19
	ECL-8225-3 (RWG)	German	\$19
	101248-1	<b>ECL-230D-PH and ECL-600 Exit Bar Plates Specify:</b> French Canadian	\$59
	101248-2	Chinese (Red)	\$59
	101248-3	Chinese (Green) for PH	\$89

### Keeper and Strike Kits - ECL-230D

	MODEL NO.	DESCRIPTION	PRICE
	ECL-439K	Mortise Strike Plate Kit	\$9
	ECL-435K	Adjustable Surface Keeper "L" & "Z" bracket for double door applications	\$21
	ECL-437K	Adjustable Surface (standard)	\$11
	All Strikes Non-Handed		


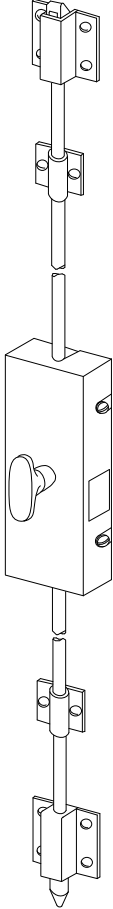
	MODEL NO.	DESCRIPTION	PRICE
	DDH-2250	Double Door Holder (ECL-230 Series and V40 Series)	\$119

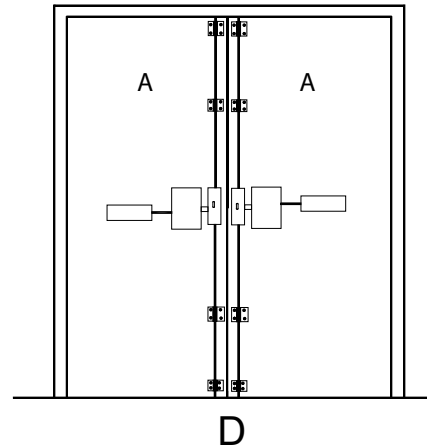
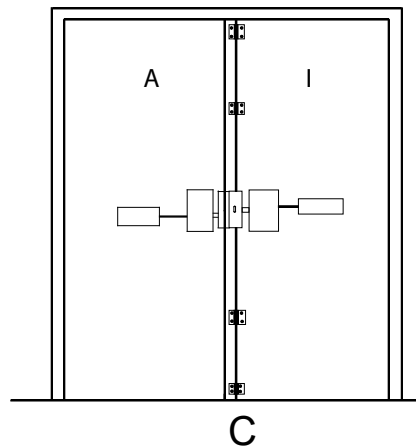
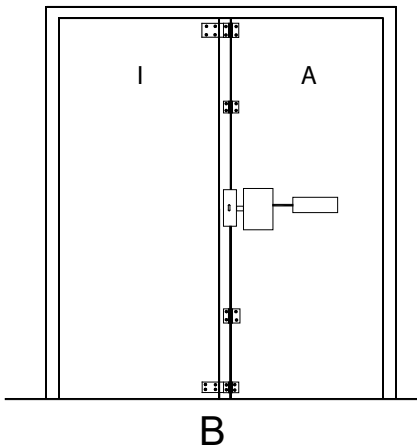


# Vertical Rod Assemblies

## For Use With ECL-230D Only

Exit Control Locks

 	MODEL NO.	DESCRIPTION	PRICE
	VRA-143 (B) 84" Standard	Application: Active Leaf Opens Both Doors Includes one Vertical Rod Assembly for active leaf and two overlapping plates for inactive leaf	\$492
	VRA-143 (C) 84" Standard	Application: Active leaf opens first; Inactive leaf remains locked until ECL-230D is activated Includes one Vertical Rod Assembly for inactive leaf	\$522
	VRA-143 (D) 84" Standard	Application: Each Leaf Independent Includes two Vertical Rod Assemblies, one for each leaf	\$920
	Installation Type B	Special Heights over 84" to 96"	\$608
	Installation Type C		\$651
	Installation Type D		\$1,201
	Installation Type B	Over 96"	\$649
	Installation Type C		\$694
	Installation Type D		\$1,262
ECL-230D Exit Control Lock device sold separately. Specify actual door opening height up to 120". Specify type of installation to be made - B, C, or D. Note: VRA-143B can also be used for a single door application to provide 2-point latching.			

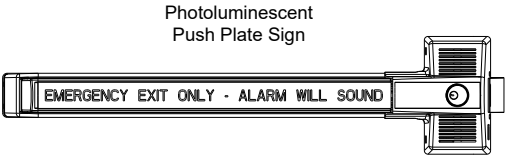





# ECL-230X SERIES

## Alarmed Deadbolt Panic Hardware

### Single-Point Lock

 <p>Photoluminescent Push Plate Sign</p> <p><b>Hurricane Rating Now Available</b></p> <p>UL-Listed Panic Hardware</p>	MODEL NO.	DESCRIPTION	PRICE
	ECL-230X	Single-Point Deadbolt only Exit Control Lock	\$613
	ECL-230X-W 	Single-Point Deadbolt only Weatherized Exit Control Lock	\$846

Supplied with: 9-volt battery; Optional 9VDC Power Supply see BE-961 (p. 131)  
 Fits 36" - 48" Door (Standard)  
 Available in Gray (Standard)  
 English Push Plate Sign (RWE Standard) or  
 Spanish Push Plate Sign (RWS Option) Other languages available - Call Factory  
 Shipped less rim cylinder - Rim cylinder available at additional cost (see below)

Exit Control Locks

## OPTIONS - ECL-230X

MODEL NO.	DESCRIPTION	PRICE
H	Hurricane Rated  Comes standard with SN1 (Sex Nut Kit)	Add \$262
DX1 DX2 DX3	Adds one hinge-side locking point with mounting hardware Adds two hinge-side locking points with mounting hardware Adds three hinge-side locking points with mounting hardware DX Bolts available in Gray (Std.) or Black - Specify Finish	Add \$48 Add \$93 Add \$130
30"	Fits 30" wide Door	Add \$90
RC65	Rim Cylinder, Schlage "C" Keyway with 2 keys Installed in Lock and / or Trim	Add \$60
IC7R	Interchangeable Core Rim Cylinder Housing, Small Format Installed in Lock and / or Trim (Core not Included)	Add \$60
IP	Inside Pull	Add \$35
DDSK	Double Door Strike Kit	Add \$83
CL SS CL-SS	Cover Lock & 2 Keys (Installed) Security Screws Cover Lock & Security Screws	Add \$20 Add \$21 Add \$41
SN1	Sex Nut Kit (included with Hurricane Rated)	Add \$16 (per kit)
RK	ECL-230D RetroFit Kit (Endcap plate and lock-body plate)	Add \$32

NOTE: All cylinders are keyed different. Keyed alike is available upon request.



# ECL-230X-TD / ECL-230X-TB SERIES

## Alarmed Deadbolt Panic Hardware 2-Point Locks

Exit Control Locks

	MODEL NO.	DESCRIPTION	PRICE
	ECL-230X-TD	2-Point Top Bolt and Deadbolt Exit Control Lock	\$1,016
	ECL-230X-TB	2-Point Top and Bottom Bolt Exit Control Lock (Cover Lock standard on TB configuration)	\$1,112
	ECL-230X-W-TD 	2-Point Top Bolt and Deadbolt / Weatherized Exit Control Lock	\$1,157
ECL-230X-W-TB	2-Point Top and Bottom Bolt / Weatherized Exit Control Lock (Cover Lock standard on TB configuration)	\$1,303	
<p>Supplied with: 9-volt battery; Optional 9VDC Power Supply see BE-961 (p. 131)          Fits 36" - 48" Door (Standard)          Available in Gray (Standard)          English Push Plate Sign (RWE Standard) or          Spanish Push Plate Sign (RWS Option) Other languages available - Call Factory          Shipped less rim cylinder - Rim cylinder available at additional cost (see below)</p>			

### OPTIONS - ECL-230X-TD / ECL-230X-TB

MODEL NO.	DESCRIPTION	PRICE
DX1 DX2 DX3	Adds one hinge-side locking point with mounting hardware Adds two hinge-side locking points with mounting hardware Adds three hinge-side locking points with mounting hardware DX Bolts available in Gray (Std.) or Black - Specify Finish	Add \$48 Add \$93 Add \$130
30"	Fits 30" wide Door	Add \$90
RC65 IC7R	Rim Cylinder, Schlage "C" Keyway with 2 keys Installed in Lock and / or Trim Interchangeable Core Rim Cylinder Housing, Small Format Installed in Lock and / or Trim (Core not Included)	Add \$60
84" 96" 120"	Fits 6'8" to 7' Door Fits 7' to 8' Door Fits 8' to 10' Door	N/C N/C Add \$75
RC BG RC-BG	Rod Covers Bottom Bolt Guard Rod Covers & Bottom Bolt Guard	Add \$190 Add \$110 Add \$300
IP	Inside Pull	Add \$35
DDSK 96B	Double Door Strike Kit Dust Proof Strike	Add \$83 Add \$36
CL SS CL-SS	Cover Lock & 2 Keys (Installed) (Standard on TB configuration - N/C) Security Screws Cover Lock & Security Screws	Add \$20 Add \$21 Add \$41
SN1	Sex Nut Kit	Add \$16 (per kit)
RK	ECL-230D RetroFit Kit (Endcap plate and lock-body plate)	Add \$32

NOTE: All cylinders are keyed different. Keyed alike is available upon request.



# ECL-230X-TDB SERIES

## Alarmed Deadbolt Panic Hardware

### 3-Point Lock

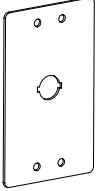

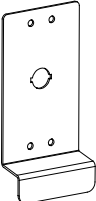
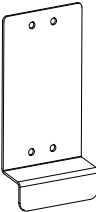
	MODEL NO.	DESCRIPTION	PRICE
	ECL-230X-TDB	3-Point Top Bolt, Deadbolt and Bottom Bolt Exit Control Lock	\$1,231
	ECL-230X-W-TDB 	3-Point Top Bolt, Deadbolt and Bottom Bolt Weatherized Exit Control Lock	\$1,409
<p>Supplied with: 9-volt battery; Optional 9VDC Power Supply see BE-961 (p. 131)          Fits 36" - 48" Door (Standard)          Available in Gray (Standard)          English Push Plate Sign (RWE Standard) or          Spanish Push Plate Sign (RWS Option) Other languages available - Call Factory          Shipped less rim cylinder - Rim cylinder available at additional cost (see below)</p>			

## OPTIONS - ECL-230X-TDB


MODEL NO.	DESCRIPTION	PRICE
H	Hurricane Rated  Comes standard with SN1 (Sex Nut Kit)	Add \$262
DX1 DX2 DX3	Adds one hinge-side locking point with mounting hardware Adds two hinge-side locking points with mounting hardware Adds three hinge-side locking points with mounting hardware DX Bolts available in Gray (Std.) or Black - Specify Finish	Add \$48 Add \$93 Add \$130
30"	Fits 30" wide Door	Add \$90
RC65 IC7R	Rim Cylinder, Schlage "C" Keyway with 2 keys Installed in Lock and / or Trim Interchangeable Core Rim Cylinder Housing, Small Format Installed in Lock and / or Trim (Core not Included)	Add \$60
84" 96" 120"	Fits 6'8" to 7' Door Fits 7' to 8' Door Fits 8' to 10' Door	N/C N/C Add \$75
RC BG RC-BG	Rod Covers Bottom Bolt Guard Rod Covers & Bottom Bolt Guard	Add \$190 Add \$110 Add \$300
IP	Inside Pull	Add \$35
DDSK 96B 96B-DDS	Double Door Strike Kit Dust Proof Strike Dust Proof Strike & Double Door Strike	Add \$83 Add \$36 Add \$119
CL SS CL-SS	Cover Lock & 2 Keys (Installed) Security Screws Cover Lock & Security Screws	Add \$20 Add \$21 Add \$41
SN1	Sex Nut Kit (included with Hurricane Rated)	Add \$16 (per kit)
RK	ECL-230D RetroFit Kit (Endcap plate and lock-body plate)	Add \$32

NOTE: All cylinders are keyed different. Keyed alike is available upon request.

### ECL-230X Trim

	MODEL NO.	DESCRIPTION	PRICE
	03T	Trim Plate with OKC	\$163
	01T	Trim Plate without OKC	\$163
	03PP	Pull Plate with OKC	\$163
	01PP	Pull Plate without OKC	\$163

### DX Bolts

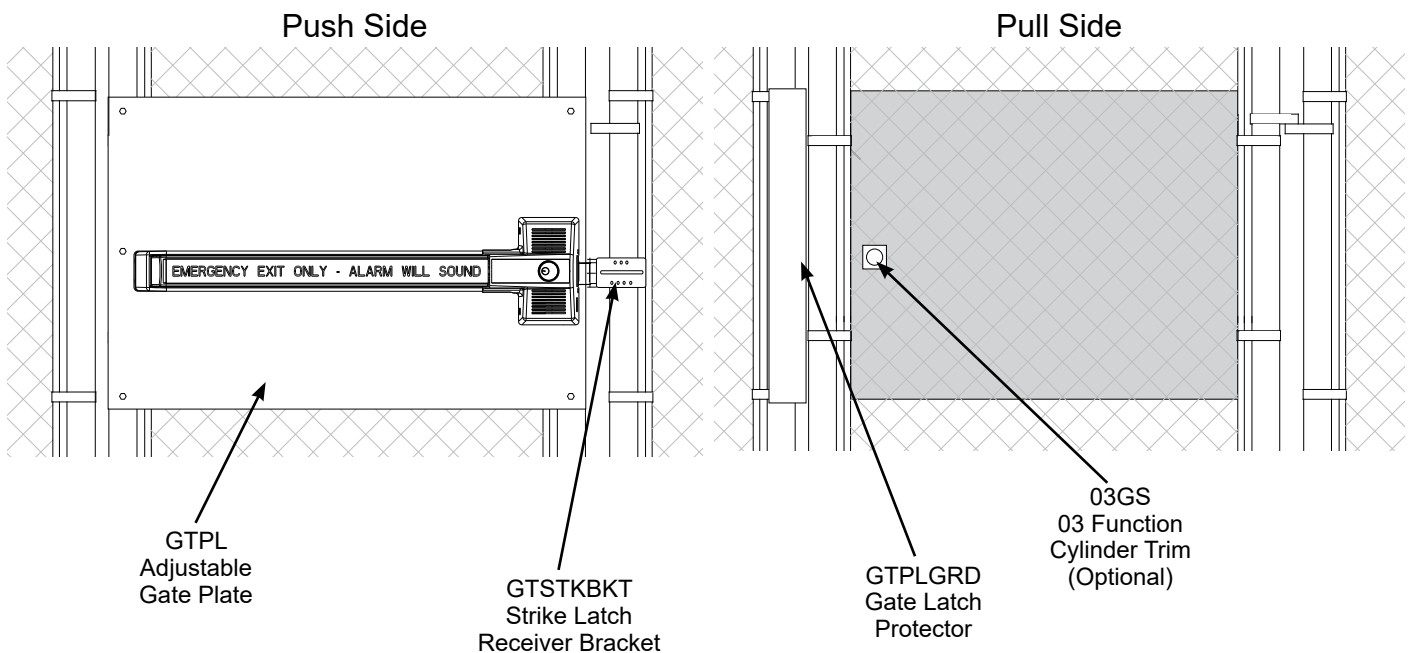
	MODEL NO.	DESCRIPTION	PRICE
	DX1	1 Bolt and Through-Bolt Mounting Hardware Available in Gray (Std.) or Black - Specify Finish	\$48
	DX2	2 Bolts and Through-Bolt Mounting Hardware Available in Gray (Std.) or Black - Specify Finish	\$93
	DX3	3 Bolts and Through-Bolt Mounting Hardware Available in Gray (Std.) or Black - Specify Finish	\$130



MODEL NO.	DESCRIPTION	PRICE
GTPL230X	Gate Plate Kit - Includes Gate Latch Protector (GTPLGRD), Strike Latch Receiver Bracket (GTSTKBKT), Adapter Plate (104345), Adjustable Gate Plate (GTPL)	\$729

MODEL NO.	DESCRIPTION	PRICE
GTPL	Adjustable Gate Plate - Fits Single Gates 32" - 52" wide Fits square or round gate frames Plate comes without mounting holes for device	\$499
GTSTKBKT	Strike Latch Receiver Bracket	\$199
104345	Adapter Plate for 230X Strike	\$26
GTPLGRD	Gate Latch Protector	\$114
03GS	Optional 03 function cylinder trim used on gates (Rim Cylinder sold separately)	\$109

All above parts available in black (specify BLK) and gray (std.) finish



**EXIT DEVICE SOLD SEPARATELY**


For more information, see Exit Control Locks weatherized exit devices

# Cylinders and Accessories

MODEL NO.	DESCRIPTION	PRICE	
RC65 (Also known as ECL-445K) 	Rim Cylinder, Schlage "C" Keyway with 2 keys	Cylinder only	\$32
		Pre-Installed at factory	\$60
MC65 	Mortise Cylinder, Schlage "C" Keyway, 626 Brushed Chrome Finish with 2 keys	Cylinder only	\$32
		Pre-Installed at factory	\$60
IC7 	SFIC Interchangeable Core Mortise Cylinder Housing, Small Format (Core not included)	Cylinder only	\$32
		Pre-Installed at factory	\$60
IC7R 	SFIC Interchangeable Core Rim Cylinder Housing, Small Format (Core not included)	Cylinder only	\$32
		Pre-Installed at factory	\$60
ECL-470	Extra key for RC65 or MC65 (Specify Key #)	\$11	
ECL-1595	Standard Cylinder Collars for use with ECL-230 Series & ECL-620	\$5	
CCS	Short Cylinder Collar (7/16") accommodates most 5-pin and 6-pin mortise cylinders	606, 612, 626, 630 Finishes	\$30
		605, 613, 629, 693, 695 Finishes	\$44
CCL	Long Cylinder Collar (11/16") for most 7-pin and 6- and 7-pin interchangeable core cylinders, Brushed Chrome Finish	606, 612, 626, 630 Finishes	\$30
		605, 613, 629, 693, 695 Finishes	\$44
103789 	Cylinder Nut Socket	\$29	
100783 	Cylinder Nut	\$3	
NOTE: All cylinders are keyed different. Keyed alike is available upon request.			

# Rim or Mortise Cylinder?

## ADVANTEX®



	Rim	Mortise
Cylinder Dogging (CD)		X
Electric Unlock Trim (EU)		X
Electric Unlock Trim (EU2W)		X
Electric Unlock Trim (EUV)		X
08/09D		X
08/09DN		X
08/09DNV		X
08/09DV		X
03WS	X	
03WSV	X	
03C	X	
03CN	X	
03CNV	X	
03CV	X	
03CM		X
03Z	X	
03WM		X
03R	X	
03CBK	X	
Hardwired Exit Alarm (EA)		X
Weatherized Exit Alarm with Battery (EB W)		X
Delayed Egress (EE)		X
Electric Integration (EI)		X

## ECL




	Rim	Mortise
ECL-230D	X	
ECL-230X	X	
ECL-600	X	
ECL-620	X	

## VALUE SERIES®




	Rim	Mortise
Cylinder Dogging (CD)		X
03WS	X	
03P	X	
03PN	X	
03A	X	
03AN	X	
08/09BN		X
Electric Unlock Trim (EU2W)		X
Hardwired Exit Alarm (EA)		X
Exit Alarm with Battery (EB)		X
Weatherized Exit Alarm with Battery (EB W)		X
Delayed Egress (EE)		X

## EAX®




	Rim	Mortise
EAX-500		X
EAX-2500		X
EAX-3500		X
EAX-4200		X
EAX-300		X

## 90 SERIES



	Rim	Mortise
(F)90KR	X	

## Miscellaneous



	Rim	Mortise
CS-400	X	

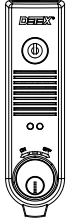
# Cylinder Dimensions



# 500 Series Battery-Powered Exit Alarm

MODEL NO.	DESCRIPTION	PRICE
EAX-500	Surface Mount Battery Alarm (Sensor Kit & EA-561 Warning Sign Included) Gray Finish - standard	\$235
EAX-500SK1 EAX-500SK2 EAX-500SK3 EAX-500SK4 EAX-500SK5 EAX-500SK6	Kit Includes 1 EAX-500 alarm and: (1) MS-1039S Magnetic Switch (2) MS-1039S Magnetic Switches (1) MS-1059S Magnetic Switch (2) MS-1059S Magnetic Switches (1) MS-2049S Magnetic Switch (2) MS-2049S Magnetic Switches	Add \$53 Add \$106 Add \$53 Add \$106 Add \$94 Add \$188
EAX-500W	Weatherized Surface Mount Battery Alarm	\$361
<b>EAX-500 Series is UL-Classified Miscellaneous Fire Door Accessories</b>		

MAP Policy Applies  
See page 9



Mortise Cylinder Sold Separately

## CONFIGURABLE OPTIONS - EAX®-500

MODEL NO.	DESCRIPTION	PRICE
BK	Suffix for black finish	No Additional Cost
EA-561 EA-704-2 102651-1 EA-705 EA-561G 102651-3 102651-2	<b>Self-Adhesive Door Signs</b> English - Red (RWE) Spanish - Red (RWS) French - Green (GWF) French Canadian - Red (RWF) German - Green (GWG) Chinese - Red (RWC) English/German - Green (GWE)	No Additional Cost when ordered with EAX
MC65	Mortise Cylinder, factory-installed	Add \$60
IC7	7-pin IC Cylinder Housing (Core not included), factory-installed	Add \$60
KS	Key Stop, factory-installed	Add \$5
L11 thru L20	Cover lock with specific key number (EAX-500 only)	No Additional Cost
102644	In-Swing Door Kit	Add \$17

Exit Alarms

**Arming Delay**  
0 = 15-second Arming Delay  
1 = 1-second Arming Delay  
2 = 5-second Arming Delay

**EAX-5 0 0 x Enhancements x See further options above**

**Extended Bypass**  
0 = Alarm must be manually turned off; or may be field selected for 2-min. Auto Re-arm  
3 = Alarm must be manually turned off; or may be field selected for 10-min. Auto Re-arm  
4 = Alarm must be manually turned off; or may be field selected for 20-min. Auto Re-arm  
**Timed Bypass**  
5 = Alarm sounds if door is opened after arming delay. Manual Re-arm only

**W = Weatherized**

For complete how-to-order information, see [www.detex.com/hto](http://www.detex.com/hto)

MC65

IC7

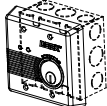


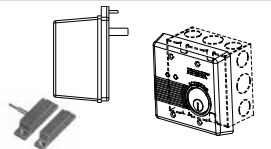


**NOTE - Cylinders not included. Products on this page can be ordered with cylinders (MC65) or interchangeable core housings (IC7) pre-installed at Detex prior to shipping (see above).**





# 2500 Series AC/DC External-Powered Wall Mount Exit Alarm

	MODEL NO.	DESCRIPTION	PRICE
 Mortise Cylinder Sold Separately	EAX-2500F	Flush Mount AC/DC-Powered Alarm Gray Finish - Standard (EA-561 Warning Sign and Back Box Included) Does Not Include, but Requires: Magnetic Door Contacts - See p. 129 Transformer - See p. 131	\$433
 Mortise Cylinder Sold Separately	EAX-2500FK	Kit - Flush Mount AC/DC-Powered Alarm Gray Finish - Standard (EA-561 Warning Sign, Back Box, flush magnetic switch contact and 24VAC Transformer Included)	\$582
 Mortise Cylinder Sold Separately	EAX-2500S	Surface Mount AC/DC-Powered Alarm Gray Finish - Standard (EA-561 Warning Sign and Back Box Included) Does Not Include, but Requires: Magnetic Door Contacts - See p. 129 Transformer - See p. 131	\$433
 Mortise Cylinder Sold Separately	EAX-2500SK	Kit - Surface Mount AC/DC-Powered Alarm Gray Finish - Standard (EA-561 Warning Sign, Back Box, surface magnetic switch contact and 24VAC Transformer Included)	\$604

## CONFIGURABLE OPTIONS - EAX®-2500

MODEL NO.	DESCRIPTION	PRICE
BK	Suffix for black finish	No Additional Cost
EA-561 EA-704-2 102651-1 EA-705 EA-561G 102651-3 102651-2	<b>Self-Adhesive Door Signs</b> English - Red (RWE) Spanish - Red (RWS) French - Green (GWF) French Canadian - Red (RWF) German - Green (GWG) Chinese - Red (RWC) English/German - Green (GWE)	No Additional Cost when ordered with EAX
MC65	Mortise Cylinder, factory-installed	Add \$60
IC7	7-pin IC Cylinder Housing (Core not included), factory-installed	Add \$60
KS	Key Stop, factory-installed	Add \$5
C	Conversion kit for retrofit from EA-2500F (102640)	Add \$55

Exit Alarms

### Arming Delay

- 0 = 15-second Arming Delay
- 1 = 1-second Arming Delay
- 2 = 5-second Arming Delay
- 4 = 4-minute Arming Delay

**EAX-25** 0 0 x See further options above

### Extended Bypass

- 0 = Alarm must be manually turned off; or may be field selected for 2-min. Auto Re-arm
- 3 = Alarm must be manually turned off; or may be field selected for 10-min. Auto Re-arm
- 4 = Alarm must be manually turned off; or may be field selected for 20-min. Auto Re-arm

### Timed Bypass

- 5 = Alarm sounds if door is open after arming delay. Manual Re-arm only

For complete how-to-order information, see [www.detex.com/hto](http://www.detex.com/hto)

MC65



IC7




**NOTE - Cylinders not included. Products on this page can be ordered with cylinders (MC65) or Interchangeable core housings (IC7) pre-installed at Detex prior to shipping (see above).**





# 3500 Series Timed Bypass Exit Alarm and Rechargeable Battery

 Mortise Cylinder Sold Separately	MODEL NO.	DESCRIPTION	PRICE
	EAX-3500	24VAC/DC Hardwired Timed Bypass Exit Alarm with Rechargeable Battery (EA-561 Warning Sign Included) Does not include, but requires: Magnetic Door Contacts - See p. 129 24V Transformer - See p. 131	\$689
	EAX-3500FK	Kit - 24VAC/DC Hardwired Timed Bypass Flush Exit Alarm with Rechargeable Battery, Flush Door Contacts, Plug-in Transformer	\$850
	EAX-3500SK	Kit - 24VAC/DC Hardwired Timed Bypass Surface Exit Alarm with Rechargeable Battery, Surface Door Contacts, Plug-in Transformer	\$762

## CONFIGURABLE OPTIONS - EAX®-3500

MODEL NO.	DESCRIPTION	PRICE
EA-561 EA-704-2 102651-1 EA-705 EA-561G 102651-3 102651-2	<b>Self-Adhesive Door Signs</b> English - Red (RWE) Spanish - Red (RWS) French - Green (GWF) French Canadian - Red (RWF) German - Green (GWG) Chinese - Red (RWC) English/German - Green (GWE)	No Additional Cost when ordered with EAX
MC65	Mortise Cylinder, factory-installed	Add \$60
IC7	7-pin IC Cylinder Housing (Core not included), factory-installed	Add \$60

## ACCESSORIES - EAX®-3500

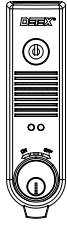
MODEL NO.	DESCRIPTION	PRICE
CL-1	Cover Lock Key (key only)	\$4
102966	Lock Cam & Key	\$14
BR12	Rechargeable Battery 12VDC, 3.4AH	\$79
103952-1	6VDC Rechargeable Battery	\$49
103945	Allows EAX-3500 Surface Alarm to be recessed into hollow wall construction Kit includes: Flush Box, Instructions and Mounting Hardware	\$92

MC65

IC7

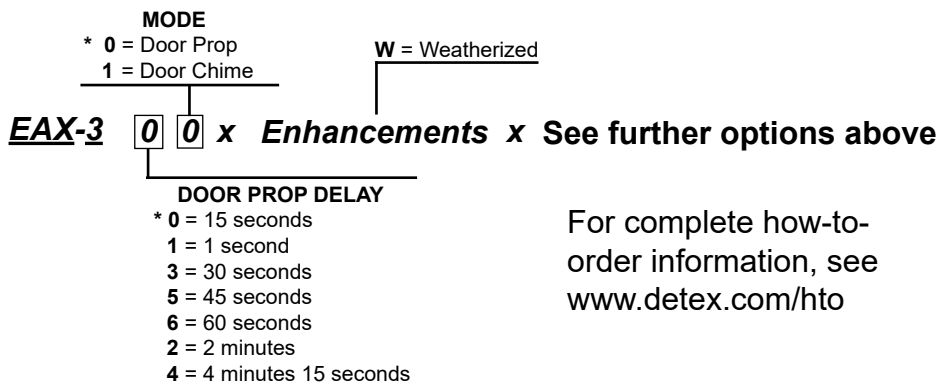



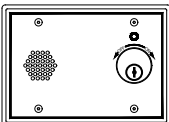
**NOTE - Cylinders not included. Products on this page can be ordered with cylinders (MC65) or Interchangeable core housings (IC7) pre-installed at Detex prior to shipping (See above).**

 <p>Mortise Cylinder Sold Separately</p>	MODEL NO.	DESCRIPTION	PRICE
	EAX-300	Surface Mount Battery-Powered 100dB Door Prop Alarm with Internal Magnetic Door Contacts and Back Box Available in: Gray or Black	\$277
	EAX-300SK1 EAX-300SK2 EAX-300SK3 EAX-300SK4 EAX-300SK5 EAX-300SK6	Kit Includes 1 EAX-300 alarm and: (1) MS-1039S Magnetic Switch (2) MS-1039S Magnetic Switches (1) MS-1059S Magnetic Switch (2) MS-1059S Magnetic Switches (1) MS-2049S Magnetic Switch (2) MS-2049S Magnetic Switches	Add \$53 Add \$106 Add \$53 Add \$106 Add \$94 Add \$188
	EAX-300W	Weatherized Door Prop Alarm	\$386

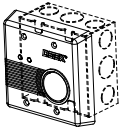

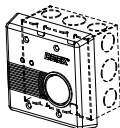

### CONFIGURABLE OPTIONS - EAX®-300

MODEL NO.	DESCRIPTION	PRICE
BK	Suffix for black finish	No Additional Cost
EA-561 EA-704-2 102651-1 EA-705 EA-561G 102651-4 102651-3 102651-2	<b>Self-Adhesive Door Signs</b> English - Red (RWE) Spanish - Red (RWS) French - Green (GWF) French Canadian - Red (RWF) German - Green (GWG) Chinese - Green (GWC) Chinese - Red (RWC) English/German - Green (GWE)	No Additional Cost when ordered with EAX
MC65	Mortise Cylinder, factory-installed	Add \$60
IC7	7-pin IC Cylinder Housing (Core not included), factory-installed	Add \$60
KS	Key Stop, factory-installed	Add \$5









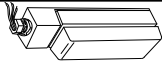
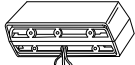
	EAX-411SK	Surface Mount AC/DC 85dB Door Prop Alarm Kit (Back Box, Surface Magnetic Switch Contacts and 24VAC Transformer Included)	\$371
	EAX-4200SK	Surface Mount AC/DC 85dB Exit Alarm/ Door Prop Alarm Kit (Back Box, Surface Magnetic Switch Contacts, 24VAC Transformer and rim cylinder Included)	\$915




## CS SERIES REMOTE ALARMS

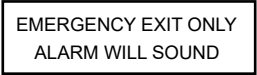
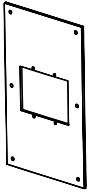

	MODEL NO.	DESCRIPTION	PRICE
	CS940F CS950F	Flush Mount 9VDC Battery-Powered Remote Alarm No cylinder required Available in: Gray (CS940F) or Black (CS950F)	\$167
	CS940S CS950S	Surface Mount 9VDC Battery-Powered Remote Alarm No cylinder required Available in: Gray (CS940S) or Black (CS950S)	\$167
	CS2940F CS2950F	Flush Mount Externally-Powered Remote Alarm with 9VDC battery backup. AC adapter included - No cylinder required Available in: Gray (CS2940F) or Black (CS2950F)	\$229
	CS2940S CS2950S	Surface Mount Externally-Powered Remote Alarm with 9VDC battery backup. AC adapter included - No cylinder required Available in: Gray (CS2940S) or Black (CS2950S)	\$229

Exit Alarms

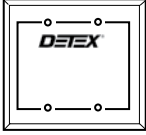

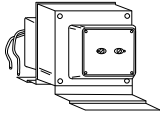
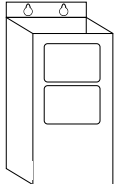
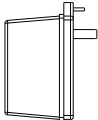


	MODEL NO.	DESCRIPTION	PRICE
	MS-1039F	Economical Magnetic Switch Flush Mount, White, Closed Contacts	\$27
	MS-1039S*	Economical, Balanced Magnetic Switch Surface Mount, White, Closed Contacts	\$53
	MS-1059F	Economical Magnetic Switch Flush Mount, Brown, Closed Contacts	\$27
	MS-1059S*	Economical, Balanced Magnetic Switch Surface Mount, Brown, Closed Contacts	\$53
	MS-2049F**	Heavy Duty Form C Magnetic Switch (Flush Mount)	\$72
	MS-2049S**	Heavy Duty Form C Magnetic Switch (Surface Mount)	\$94
	MS-2049SC**	Heavy Duty Form C Magnetic Switch (Surface/Conduit Mount)	\$160
	MS-2049SI	Heavy Duty Form C Magnetic Switch (Surface Inswinging Mount)	\$139
<p>* Meets UL 634 Level 2 High-Security Sensor Standard            ** UL-Classified Miscellaneous Fire Door Accessories</p>			

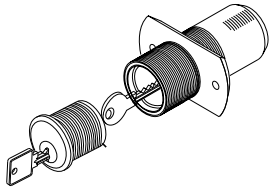
	MODEL NO.	DESCRIPTION	PRICE
	PP-5572	Replacement Cover Lock & 2 Keys	\$9
	ECL-405-X	Cover Lock Key X = specify Key # 11-20	\$2
	ECL-405-KIT	Set of all Cover Lock Keys Includes key numbers 11 through 20	\$15

	MODEL NO.	DESCRIPTION	PRICE
	EA-561	<b>Self-Adhesive Door Signs - Pricing for additional Self-Adhesive Door Signs not ordered with EAX</b> English - Red (RWE) Spanish - Red (RWS) French - Green (GWF) French Canadian - Red (RWF) German - Green (GWG) Chinese - Red (RWC) English/German - Green (GWE)	\$3
	EA-704-2		\$10
	102651-1		\$10
	EA-705		\$10
	EA-561G		\$10
	102651-3		\$10
	102651-2		\$10
	102644		In-Swing Door Kit (For use with EAX-500 and EAX-300)
	102640	Conversion Kit for Retrofit from EA-2500F to EAX-2500F Size: 11" x 6.5" x 0.16" Aluminum Plate Includes: Anchors, Screws and Instructions	\$58
	PP-5567	9V Battery	\$6

# POWER SOURCES

	MODEL NO.	DESCRIPTION	PRICE
	BE-961-1	Battery Eliminator - 120VAC to 9VDC Includes 10' Flex Conduit and Transformer Powers up to 3 ECLs or 3 EBs	\$264
	BE-961-2	Battery Eliminator - Same as above with Supervisory Loop Power, Transformer, Flex Conduit, alarm and LED (For use with ECL-230 & ECL-600 Series only)	\$307
	BE-961-5	Battery Eliminator - 12VAC to 9VDC Does not include Transformer or Flex Conduit Powers up to 3 ECLs or 3 EBs	\$177
	BE-961-6	Battery Eliminator - 24VAC to 9VDC Does not include Transformer or Flex Conduit Powers up to 3 ECL-230X-W or 3 EBs	\$177
		106595-5	Battery Eliminator in NEMA enclosure - 120VAC to 9VDC Includes 10' Flex Conduit and Transformer Powers up to 3 ECLs or 3 EB Ws
	PP-5152-2	Transformer, 120VAC - 24VAC 40 VA-60Hz	\$77
	PP-5152-3	Transformer, 120VAC - 12VAC 25 VA-60Hz	\$35
	PP-5452-2	Transformer, 240VAC - 12VAC, 25VA-50Hz	\$77
	106021	Transformer, 277VAC TO 24VAC 75VA	\$94
	106530	Transformer 277VAC to 110V/240VAC 500VAC	\$354
	PS-P12x2-120	Plug-In Power Supply 120VAC - 12VDC 2 Amps	\$76
	PS-P24x1-120	Plug-In Power Supply 120VAC - 24VDC 1 Amp	\$96





# REDI-KEY KEY VAULTS

	MODEL NO.	DESCRIPTION	PRICE
	FS-3000S	Standard Unit - Stainless Steel Key Control System	\$399
	Unit furnished with cylinder and two (2) keys on request Call factory for availability on any special keying requirements Two levels of High-Security Control available		



## NOTES



# 2000 SERIES ACCESS CONTROL

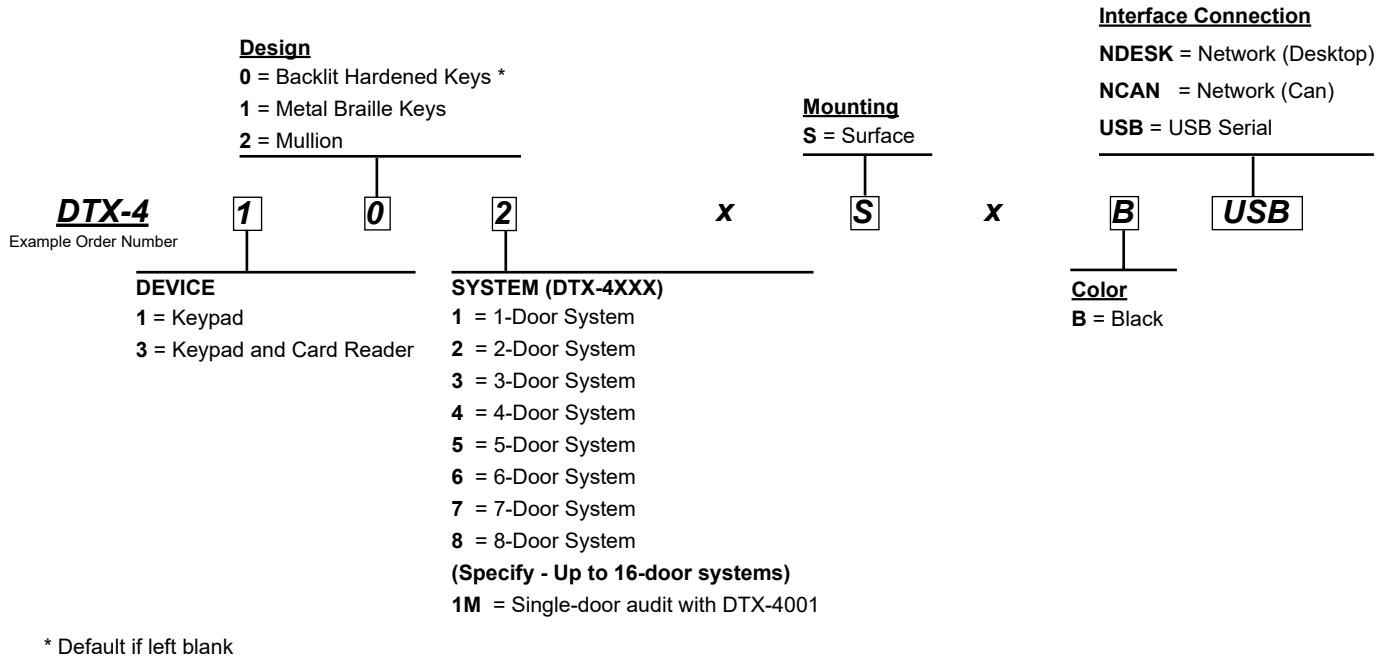
	MODEL NO.	DESCRIPTION	PRICE
	DTX-2100	Stand-Alone Backlit Keypads 12-24VAC/DC  NOTE: No software / No audit trail	\$502
	DTX-2110	Stand-Alone Keypads Durable Metal Keypad with Braille 12-24VAC/DC  NOTE: No software / No audit trail	\$699
	DTX-2120	Stand-Alone Keypads Mullion-Mount Backlit Keypad 12-24VAC/DC  NOTE: No software / No audit trail	\$922
	DTX-2300	Stand-Alone Proximity Reader / Keypad 12VDC  NOTE: No software / No audit trail	\$717
Weatherstrip supplied standard with all units.			





## DTX-2000 SERIES ACCESSORIES

	MODEL NO.	DESCRIPTION	PRICE
	CARD-125kHz	25-pack of 125kHz proximity access cards for use with the DTX-2300 proximity card readers. 26-bit format, facility code 11	\$213
	FOB-125kHz	25-pack of 125kHz proximity access keyfobs for use with the DTX-2300 proximity card readers. 26-bit format, facility code 11	\$467

**ACCESS CONTROL CONT'D ON PAGE 135**

## DTX-4000 SERIES HOW TO ORDER















	MODEL NO.	COMPUTER INTERFACE	DESCRIPTION	PRICE
 (DTX-4111M)	DTX-4111M x USB or NDESK or NCAN (Network)*	 USB	Access Control System for single door, with (1) DTX-4110 Keypad, (1) DTX-4001 controller with software, and transformer with either USB, Network Desktop mount (NDESK) or Network Can mount (NCAN). Expand system by adding (1 door) DTX-4001 or (4 doors) DTX-4004 controllers and added Keypads. <b>Power for Keypads sold separately</b>	
		 NDESK	DTX-4111MxUSB	\$2,601
		 NCAN	DTX-4111MxNDESK	\$3,518
			DTX-4111MxNCAN	\$3,319

\* See How to Order above  
 Weatherstrip supplied standard with all units.

**ACCESS CONTROL CONT'D ON PAGE 136**

# DTX-4000 SERIES ACCESS CONTROL (cont'd.)













	MODEL NO.	COMPUTER INTERFACE	DESCRIPTION	PRICE
 <p>(DTX-4111)</p>	DTX-4111 x USB or NDESK or NCAN (Network)*	 <p>USB</p>  <p>NDESK</p>  <p>NCAN</p>	<p>Access Control System for single door, with (1) DTX-4110 Keypad, (1) DTX-4004 controller with software, and transformer plus (1) controller module (105904) with either USB, Network Desktop mount (NDESK) or Network Can mount (NCAN). Add up to 3 more doors, by adding (3) keypads &amp; (3) Controller Modules (105904). If adding 4 or more doors, additional DTX-4004 controllers &amp; Keypads required.</p> <p><b>Power for Keypads sold separately</b></p>	<p>DTX-4111xUSB \$3,277</p> <p>DTX-4111xNDESK \$4,194</p> <p>DTX-4111xNCAN \$3,995</p>
 <p>(DTX-4123)</p>	DTX-4123 x USB or NDESK or NCAN (Network)*	 <p>USB</p>  <p>NDESK</p>  <p>NCAN</p>	<p>Access Control System for three doors, with (3) DTX-4120 Keypads, (1) DTX-4004 controller with software, and transformer plus (3) controller modules (105904) with either USB, Network Desktop mount (NDESK) or Network Can mount (NCAN). Add up to 1 more door, by adding (1) keypad &amp; (1) Controller Module (105904). If adding 2 or more doors, additional DTX-4004 controller, modules &amp; Keypads required.</p> <p><b>Power for Keypads sold separately</b></p>	<p>DTX-4123xUSB \$6,467</p> <p>DTX-4123xNDESK \$7,384</p> <p>DTX-4123xNCAN \$7,185</p>
 <p>(DTX-4303)</p>	DTX-4303 x USB or NDESK or NCAN (Network)*	 <p>USB</p>  <p>NDESK</p>  <p>NCAN</p>	<p>Access Control System for three doors, with (3) DTX-4300 Keypad/cardreaders &amp; software, with either USB, Network Desktop mount (NDESK) or Network Can mount (NCAN). Expand system by simply adding additional DTX-4300 keypad/ cardreaders.</p> <p><b>Power for Keypads sold separately - Access Cards &amp; Fobs sold separately</b></p>	<p>DTX-4303xUSB \$4,237</p> <p>DTX-4303xNDESK \$5,154</p> <p>DTX-4303xNCAN \$4,955</p>

\* See How to Order on p. 135  
Weatherstrip supplied standard with all units.

**ACCESS CONTROL CONT'D ON PAGE 137**









# DTX-4000 SERIES ACCESS CONTROL (cont'd.)

	MODEL NO.	COMPUTER INTERFACE	DESCRIPTION	PRICE
 (DTX-4305)	DTX-4305 x USB or NDESK or NCAN (Network)*	 USB	Access Control System for five doors, includes (5) DTX-4300 Keypad/cardreaders & software, with either USB, Network Desktop mount (NDESK) or Network Can mount (NCAN). Expand system by simply adding additional DTX-4300 keypad/cardreaders. <b>Power for Keypads sold separately - Access Cards &amp; Fobs sold separately</b>	DTX-4305xUSB \$6,834
		 NDESK		DTX-4305xNDESK \$7,771
		 NCAN		DTX-4305xNCAN \$7,572
 (DTX-4119)	DTX-4119 x USB or NDESK or NCAN (Network)*	 USB	Access Control System for nine doors, includes (9) DTX-4110 Keypads, (3) DTX-4004 Controllers with software and (3) transformers, with either USB, Network Desktop mount (NDESK) or Network Can mount (NCAN). Add up to 3 more doors by adding (3) keypads & (3) 105904 controller modules, or add 4 or more doors by adding additional DTX-4004 controllers, modules & keypads. <b>Power for Keypads sold separately</b>	DTX-4119xUSB \$19,327
		 NDESK		DTX-4119xNDESK \$20,244
		 NCAN		DTX-4119xNCAN \$19,999
 (DTX-43014)	DTX-43014 x USB or NDESK or NCAN (Network)*	 USB	Access Control System for fourteen doors, includes (14) DTX-4300 Keypad/cardreaders with software, with either USB, Network Desktop mount (NDESK) or Network Can mount (NCAN). Expand system by simply adding additional DTX-4300 keypad/cardreaders. <b>Power for Keypads sold separately</b>	DTX-43014xUSB \$18,631
		 NDESK		DTX-43014xNDESK \$19,549
		 NCAN		DTX-43014xNCAN \$19,350



\* See How to Order on p. 135  
 Weatherstrip supplied standard with all units.

ACCESS CONTROL CONT'D ON PAGE 138




	MODEL NO.	DESCRIPTION	PRICE
	105904	Plug-In Door Control Module for use with DTX-4004 Secured Series Controller. Plugs directly on to the backplane of the DTX-4004 for expansion for up to three (3) door control modules per DTX-4004.	\$957
	105914	USB-to-Serial Converter on a single-gang electrical plate for use with DTX-4001, DTX-4004 or DTX-4300 controllers. Converts either RS232 or RS485 to USB for direct-connect to laptop or desktop computers.	\$309
	105913	TCP/IP-to-Serial Data Converter enabling DTX-4001 or DTX-4004 controllers to receive data and be programmed using any network workstation running HubManager Professional Software. Easily plugs into backplane of DTX-4001 or DTX-4004 controllers. Requires TCP/IP Ethernet Lan connection.	\$962
	105912	TCP/IP-to-Serial Data Converter enabling DTX-4300 controllers to receive data and be programmed using any network workstation running HubManager Professional Software. Requires TCP/IP Ethernet LAN connection.	\$1,257
	CARD-125kHz	25-pack of 125kHz proximity access cards for use with the DTX-4300 proximity card readers. 26-bit format, facility code 11	\$196
	FOB-125kHz	25-pack of 125kHz proximity access keyfobs for use with the DTX-4300 proximity card readers. 26-bit format, facility code 11	\$429

# AT-5000 SERIES™

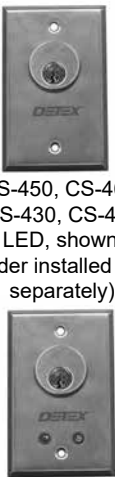
## TAILGATE DETECTION

	MODEL NO.	DESCRIPTION	PRICE
	AT-5200-R0	Tailgate Detection System	\$4,527
	AT-5600-R0	Tailgate Detection System With Voice Alarm 10 second standard message	\$4,572

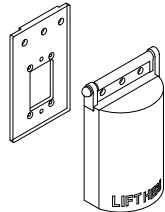
## OPTIONS

	MODEL NO.	DESCRIPTION	PRICE
	R1	Status Indicator with one gang mounting plate	\$198
	R2	Status Indicator with mullion mounting plate	\$221
	106969	Spacer kit for AT-5200 and AT-5600	\$509


# KEYSWITCHES

 <p>CS-450, CS-460, CS-430, CS-440 (No LED, shown with cylinder installed - sold separately)</p> <p>CS-452, CS-462, CS-432, CS-442 (2 LEDs - red &amp; green, shown with cylinder installed - sold separately)</p>	MODEL NO.	DESCRIPTION	PRICE
	CS450	Keyswitch, single, momentary, no LED	\$187
	CS452	Keyswitch, single, momentary, 2 LEDs (green - red)	\$187
	CS460	Keyswitch, single, maintained, no LED	\$187
	CS462	Keyswitch, single, maintained, 2 LEDs (green - red)	\$187
	CS430	Keyswitch, 2 switches, momentary, no LED	\$187
	CS432	Keyswitch, 2 switches, momentary, 2 LEDs (green - red)	\$187
	CS440	Keyswitch, 2 switches, maintained, no LED	\$187
	CS442	Keyswitch, 2 switches, maintained, 2 LEDs (green - red)	\$187
Note: Single-switch back box not included; requires mortise cylinder (see p.122)			




# KEYSWITCH COVERS

	MODEL NO.	DESCRIPTION	PRICE
	PC1	Keyswitch Cover & Adapter Plate	\$99




# MOTION SENSORS

	MODEL NO.	DESCRIPTION	PRICE
	MN01	Motion Detector, 12/24VDC, form C relay	\$284
	MN02	Motion Detector, 9-16VDC, form A relay (N.O.)	\$69





## PUSH BUTTONS

	MODEL NO.	DESCRIPTION	PRICE
	PB-2138-3	Shroud, beige, terminals, form C, single-gang	\$379
	PB-2158-3	Shroud, aluminum, terminals, form C, mullion-mount	\$289
	PB-2048-3	Mushroom, aluminum, terminals, form C, single-gang	\$359
Note: Single-switch back box not included			




## ELECTRIC STRIKES

	MODEL NO.	DESCRIPTION	PRICE
	DS-24	12/24V AC/DC For Rim Exit Device	\$979
	DS-24W	12/24V DC, Weatherized For Rim Exit Device	\$979
	DS-24W-KIT	Includes Weatherized Electric Strike, Gate Box and Angle Bracket For Rim Exit Device	\$1,009

## ELECTROMAGNETIC LOCKS

	MODEL NO.	DESCRIPTION	PRICE
	ML-1548	1500 lbs, 12/24VDC, Surface	\$687
	ML-1548RT	1500 lbs, 12/24VDC, Timer (0-30 seconds)	\$729
	ML-1549W	Weatherized	\$655
	ML-1549WF	Weatherized, Face Mount	\$655

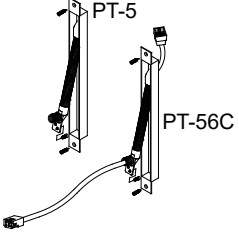
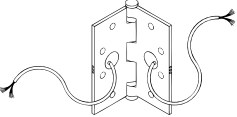
## SIREN, STROBE & HORN/STROBE

	MODEL NO.	DESCRIPTION	PRICE
	SRN5W	Detex siren, weatherized, no lettering, back box, 2-wire, 12/24VDC	\$214
	SW2B	Strobe, white, blue lens, back box, 2-wire	\$269
	HSW2B	Horn/Strobe, white, blue lens, back box, 2-wire	\$329

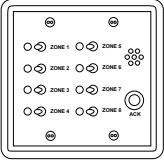
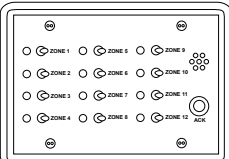
## RELAY KITS

MODEL NO.	DESCRIPTION	PRICE
RLY12	12 VAC Relay Kit For use with 12V alarms that have remote bypass feature. Used with remote bypass to shunt alarm and activate another electrified device. Separate J-Box required	\$69
RLY24	24 VAC Relay Kit For use with 24V alarms that have remote bypass feature. Used with remote bypass to shunt alarm and activate another electrified device. Separate J-Box required	\$82

## POWER TRANSFERS / ELECTRIC HINGE

	MODEL NO.	DESCRIPTION	PRICE
	PT-5	Power Transfer - 628 Finish	\$145
	PT-56C	Power Transfer with 6-Pin Connector and Insulated Cable	\$229
	EWH8-626	4.5" x 4.5", 8 wires Standard Weight Electric Hinge	\$349

## REMOTE INDICATING PANELS

	MODEL NO.	DESCRIPTION	PRICE
	RP-621*	2-Gang Switch Box Wall Mount 8-Zone Annunciator w/Shunt 12VDC	\$749
	MODEL NO.	DESCRIPTION	PRICE
	RP-631*	3-Gang Switch Box Wall Mount 12-Zone Annunciator w/Shunt 12VDC	\$1,029
*Units do not come with Back Box supplied. Fits standard 2- or 3-gang electrical box.			

## NOTES



# ***Integrated Door Security Systems***



Delayed Egress



Access Control



Automatically  
Operated Doors



Electrified Dogging



Weatherized  
Delayed Egress

One Part Number = One Easy Solution

Easy to Specify, Easy To Order, Easy to Price, Easy to Sell, Easy to Install,  
Best-in-class products, kitted together for custom solutions to common applications.

Detex can create a more custom EasyKit for a specific application. Just contact  
your local sales representative or email your request to [marketing@detex.com](mailto:marketing@detex.com)

*Where Trust is Built™*



# ***DETEX***®

***Integrated Door Security Systems***

**THIS PAGE INTENTIONALLY LEFT BLANK**

**THIS PAGE INTENTIONALLY LEFT BLANK**



**THIS PAGE INTENTIONALLY LEFT BLANK**

MODEL NO.	DESCRIPTION	PRICE
<p>ACDx10xETDLx1S-1 For single door</p>	<p align="center"><b>Advantex Rim Exit Device with Trilogy® Exit Trim for Single Door</b></p> <p>Kit Includes:            (1) Detex 10 Series rim device with hex dogging, brushed stainless finish,            for 36" door, surface strike            (1) Trilogy® Digital Keypad Exit Trim</p> 	<p align="center">\$3,718</p>
<p>ACDx10xETDLx1S-2 For single door</p>	<p align="center"><b>Advantex Rim Exit Device with Trilogy® Exit Trim for Single Door</b></p> <p>Kit Includes:            (1) Detex 10 Series rim device with hex dogging, brushed stainless finish,            for 48" door, surface strike            (1) Trilogy® Digital Keypad Exit Trim</p> 	<p align="center">\$3,749</p>

Contact factory for custom design EasyKits

**EasyKits subject to additional restocking fee**

**ACCESS CONTROL DOOR KITS CONT'D ON PAGE 149**




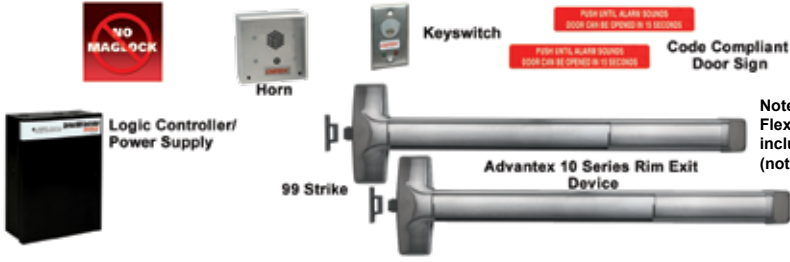
MODEL NO.	DESCRIPTION	PRICE
<p>ACDx10ERx1S-7 For single door</p>	<p><b>Advantex Latch Retraction Rim Exit Device with Detex Access Control System for Single Door</b></p> <p>Kit Includes:</p> <ul style="list-style-type: none"> <li>(1) <b>Detex 1003CxER</b>, Rim exit latch retraction device with night latch pull trim with cylinder, brushed stainless finish for a 36" door, and surface strike</li> <li>(1) <b>Detex Latch Retraction</b> Power Supply for single door</li> <li>(1) Detex M12 12-Volt Module</li> <li>(1) DTX-2100 Keypad, Stand-Alone</li> <li>(1) Power Transfer - call ahead for template for door/frame prep</li> <li>(1) Set of Installation and wiring instructions</li> </ul> <hr/> 	<p>\$4,643</p>
<p>ACDx10ERx1S-8 For single door</p>	<p><b>Advantex Latch Retraction Rim Exit Device with Detex Access Control System for Single Door</b></p> <p>Kit Includes:</p> <ul style="list-style-type: none"> <li>(1) <b>Detex 1003CxER</b>, Rim exit latch retraction device with night latch pull trim with cylinder, brushed stainless finish for a 36" door, and surface strike</li> <li>(1) <b>Detex Latch Retraction</b> Power Supply for single door</li> <li>(1) Detex M12 12-Volt Module</li> <li>(1) DTX-2300 Proximity Card Reader/Keypad, Stand-Alone</li> <li>(1) Set of Prox Cards (25 pcs.)</li> <li>(1) Power Transfer - call ahead for template for door/frame prep</li> <li>(1) Set of Installation and wiring instructions</li> </ul> <hr/> 	<p>\$5,071</p>

Contact factory for custom design EasyKits

**EasyKits subject to additional restocking fee**

## NOTES







MODEL NO.	DESCRIPTION	PRICE
<p>DEx10EEXx1S-1 For single door</p> 	<p><b>Advantex Request-to-Exit Signal Rim Exit Device with Controller and components for Single Door</b></p> <p>Kit Includes:</p> <ul style="list-style-type: none"> <li>(1) <b>Detex 10</b> Series device, brushed stainless finish, for 36" door, pushpad activates signal switch - <b>surface strike (#99)</b>, includes endcap with flexible conduit loop &amp; fittings</li> <li>(1) Controller / Power Supply with wiring diagram</li> <li>(1) SRN5W - Horn with adjustable tone settings</li> <li>(1) Keyswitch with momentary switching (Mortise cylinder included)</li> <li>(1) ECL-395 Delayed Egress, Code-Compliant Peel &amp; Stick Door Sign</li> </ul> <hr/>  <p>Note: Flex Conduit included (not shown)</p>	<p>\$4,577</p>
<p>DEx10EEXx1P-1 For pairs of doors</p> 	<p><b>Advantex Request-to-Exit Signal Rim Exit Device with Controller and components for a Pair of Doors</b></p> <p>Kit Includes:</p> <ul style="list-style-type: none"> <li>(2) <b>Detex 10</b> Series devices, brushed stainless finish, for 36" door, pushpad activates signal switch - <b>surface strike (#99)</b>, includes endcap with flexible conduit loop &amp; fittings</li> <li>(1) Controller / Power Supply with wiring diagram</li> <li>(1) SRN5W - Horn with adjustable tone settings</li> <li>(1) Keyswitch with momentary switching (Mortise cylinder included)</li> <li>(2) ECL-395 Delayed Egress, Code-Compliant Peel &amp; Stick Door Signs</li> </ul> <hr/>  <p>Note: Flex Conduit included (not shown)</p>	<p>\$6,768</p>

Contact factory for custom design EasyKits





**EasyKits subject to additional restocking fee**



MODEL NO.	DESCRIPTION	PRICE
<p>WDEx10EEXx1S-4 For single door</p> 	<p><b>Advantex Weatherized Request-to-Exit Signal Rim Exit Device with Controller and components for Single Door</b></p> <p>Kit Includes:</p> <ul style="list-style-type: none"> <li>(1) <b>Detex 10</b> Series Weatherized device, brushed stainless finish, for 36" door, pushpad activates signal switch - <b>surface strike (#99)</b>, includes endcap with flexible conduit loop &amp; fittings</li> <li>(1) Controller / Power Supply with wiring diagram in NEMA 4X enclosure</li> <li>(1) SRN5W - Outdoor Horn with adjustable tone settings</li> <li>(1) Keyswitch with momentary switching (Mortise cylinder included)</li> <li>(1) Protective Clear Plastic Cover for Keyswitch (not shown)</li> <li>(1) Metal Outdoor Delayed Egress, Code-Compliant Door Sign</li> </ul>  <p>Note: Flex Conduit included (not shown)</p>	<p>\$6,215</p>
<p>WDEx10EEXx1P-4 For pairs of doors</p> 	<p><b>Advantex Weatherized Request-to-Exit Signal Rim Exit Device with Controller and components for a Pair of Doors</b></p> <p>Kit Includes:</p> <ul style="list-style-type: none"> <li>(2) <b>Detex 10</b> Series Weatherized devices, brushed stainless finish, for 36" door, pushpad activates signal switch - <b>surface strike (#99)</b>, includes endcap with flexible conduit loop &amp; fittings</li> <li>(1) Controller / Power Supply with wiring diagram in NEMA 4X enclosure</li> <li>(1) SRN5W - Outdoor Horn with adjustable tone settings</li> <li>(1) Keyswitch with momentary switching (Mortise cylinder included)</li> <li>(1) Protective Clear Plastic Cover for Keyswitch (not shown)</li> <li>(2) Metal Outdoor Delayed Egress, Code-Compliant Door Signs</li> </ul>  <p>Note: Flex Conduit included (not shown)</p>	<p>\$8,681</p>

Contact factory for custom design EasyKits

**EasyKits subject to additional restocking fee**

MODEL NO.	DESCRIPTION	PRICE
<p>EDx10EDx1S-1 For single door</p>	<p align="center"><b>Advantex Electrified Dogging Device with Power Supply and components for a Single Door</b></p> <p>Kit Includes:            (1) Detex 10 Series Rim Exit Device with Electrified Dogging, brushed stainless steel finish, flex conduit loop, endcap and fittings, night latch pull trim (cylinder included) for 36" door width            (1) Power Supply</p> <hr/> <div style="display: flex; justify-content: space-around; align-items: center;"> <div style="text-align: center;">  <p>Power Supply</p> </div> <div style="text-align: center;">  <p>99 Strike</p> </div> <div style="text-align: center;">  <p>03C Pull Trim</p> </div> <div style="text-align: center;">  <p>Advantex 10 Series Rim Exit Device</p> </div> </div> <p style="text-align: right; margin-right: 100px;">Note: Flex Conduit included (not shown)</p>	<p>\$3,176</p>

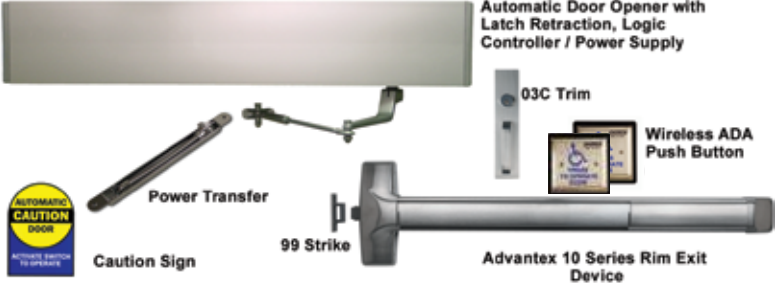
Contact factory for custom design EasyKits

**EasyKits subject to additional restocking fee**

EasyKits

## NOTES




MODEL NO.	DESCRIPTION	PRICE
<p>AODx10ERx1S-1 For single door</p>	<p><b>Low Energy Automatic Door, Latch Retraction Exit Device with Power Supply for RHR/LH/AL Push, Single Door</b></p> <p>Kit Includes:</p> <ul style="list-style-type: none"> <li>(1) AO19-1 Low Energy Automatic Door Operator, Controller / Power Supply</li> <li>(1) <b>Detex 10 Series device with Electric Latch Retraction</b>, brushed stainless finish, for 36" door, when energized both pushpad and latch are retracted, <b>Surface strike (#99)</b>, 03C night latch function pull trim with rim cylinder</li> <li>(1) Wiring diagram</li> <li>(1) Power Transfer - call ahead for template for door/frame prep</li> <li>(1) Wireless ADA, Knowing Act push buttons (kit includes 2 buttons)</li> </ul> <hr/> 	<p>\$7,883</p>

Contact factory for custom design EasyKits

**EasyKits subject to additional restocking fee**

**AUTOMATICALLY OPERATED DOOR KITS -  
LOW ENERGY APPLICATION CONT'D ON PAGE 157**

MODEL NO.	DESCRIPTION	PRICE
<p>AODx21ERx1P-2 For pairs of doors</p>	<p style="text-align: center;"><b>Low Energy Automatic Door, Surface Vertical Rod Latch Retraction Exit Device with Power Supply for a pair of Push, AL Doors</b></p> <p>Kit Includes:            (1) AO19-2 x CL x 75.5 Low Energy Automatic Door Operator, Controller / Power Supply            (2) <b>Detex 21 Series devices with Electric Latch Retraction</b>, brushed stainless finish, for a pair of 36" x 84" doors, when energized both pushpad and latch are retracted, <b>Surface strike (#97)</b>            (1) Wiring diagram            (2) Power Transfer - call ahead for template for door/frame prep            (1) Wireless ADA, Knowing Act push buttons (kit includes 2 buttons)</p> <hr/> 	<p>\$16,547</p>

Contact factory for custom design EasyKits

**EasyKits subject to additional restocking fee**

# NOTES



**GUARD TOUR VERIFICATION,  
SAFETY, SECURITY  
AND RISK MANAGEMENT**

[www.detex.com](http://www.detex.com)



*Where Trust is Built™*  
**DETEX®**  
*Safety, Security and Risk Management*

## Order Conditions

**Prices:** Prices are subject to change without notice. **No prices are guaranteed;** all shipments will be made at prices prevailing at the time of receipt of order.

**Terms:** Net 45 days. Past due accounts may be subject to a shipping hold.

**Acceptance:** We reserve the right to decline an order, in whole or part, when the type or quantity of goods or the creditworthiness of the purchaser is not satisfactory.

**Delivery:** Most products can be shipped within 5 working days. All shipments are Ex Works\*\* Factory, New Braunfels, Texas.

**Returned Goods:** Materials may be returned for credit within six (6) months of purchase. No goods will be accepted for return unless a **Return Materials Authorization** has been issued. Contact your area Sales Administrator with requests. **Returns must be unused and in original packaging.** Credit will be issued at price paid or current price, whichever is lower, less a 25 percent restocking charge. Obsolete, discontinued or special products are not returnable.

**Special Order Items:** Special order items for a specific customer requirement and specialized one-of-a-kind products are non-returnable and non-cancellable, and may require a prepayment of 50 percent.

**Cancellation and Changes:** A cancellation or change order charge will apply if any costs for material or labor have been incurred by us prior to notification from the customer.

**Corrections:** We expressly reserve the right to correct clerical, stenographic and other obvious errors at any time.

**Limited Warranty:** All Detex guard tour products are warranted to be free of defects in material and workmanship when properly installed, used and maintained according to instructions. We will, for a period of **one year\*** from the date of purchase, repair or replace any part which, upon our examination, proves to be defective under normal use. (This does not apply to batteries or to damage from battery leakage.) This warranty will be honored only upon presentation of proof that the product covered thereby was purchased directly from an authorized Detex distributor. **WE SHALL NOT BE LIABLE FOR ANY DIRECT, INCIDENTAL OR CONSEQUENTIAL LOSS OR DAMAGE ARISING OUT OF THE FAILURE OF THE PRODUCT OR DEVICE.**

**\*Exceptions:** GCS ProxiPen, 3 years; Reliant DAU, 2 years

**\*\*Ex Works:** It is the buyer's responsibility to get Detex products from the Detex factory to the buyer's warehouse. The buyer can appoint a shipping and freight-forwarding company to collect goods from the Detex factory and transport them to the buyer's warehouse, including insurance of goods.

**TOLL FREE FAX NUMBER FOR PLACING ORDERS**

**1-800-653-3839**

**USE OUR TOLL FREE NUMBER FOR PLACING YOUR ORDERS**

**DIRECTLY TO OUR SALES DEPARTMENT**

**1-800-729-3839**



**E-MAIL ORDERS TO: [sales@detex.com](mailto:sales@detex.com)**





ProxiPen





	PART NO.	DESCRIPTION	PRICE
	GCS-PP-KIT	<b>ProxiPen Kit 120 - Basic ProxiPen System:</b> Includes ProxiPen-2 RFID Tag Reader, Data Transfer Unit (w/USB Cable), TopGuard Patrol Software, (20) 30mm RFID Tags	\$1,380.00
	PROXIPEN-2	ProxiPen-2 RFID Tag Reader	\$813.00
	GCS-PP-INC BK	ProxiPen Incident Book (with 20 RFID Tags)	\$163.00

MAP Policy Applies  
See page 9

## ACCESSORIES

PART NO.	DESCRIPTION	LIST
PP-2-BAT-CAP	Battery Cap for ProxiPen-2	\$43.00
GCS-PP-DTU	Data Transfer Unit (DTU) for ProxiPen (Serial & USB)	\$456.00
GCS-PP-DTU-CAB	Serial Data Cable for ProxiPen DTU	\$26.50
GCS-PP-DTU-USB	USB Cable for ProxiPen DTU	\$26.50
GCS-PP-DTU-PS	Power Supply for ProxiPen DTU, 120/240 VAC, USA/UK/EUR adapters	\$51.00
GCS-PP-TAG20-U	RFID Tag, 20mm diameter (Unique - Random Hex Number)	\$7.50
GCS-PP-TAG30-U	RFID Tag, 30mm diameter (Unique - Random Hex Number)	\$4.95
GCS-PP-TAG20-N	RFID Tag, 20mm diameter (Nova - GCS 8-Digit Number)	\$9.40
GCS-PP-TAG30-N	RFID Tag, 30mm diameter (Nova - GCS 8-Digit Number)	\$12.40
GCS-PP-TAG50-N	RFID Tag, 50mm diameter (Nova - GCS 8-Digit Number)	\$13.75
GCS-PP-WB-U	Wristband RFID Tag (Unique - Random Hex Number)	\$14.20
GCS-PP-CRD-U	Proximity RFID Card with Magstripe (Unique - Random Hex Number)	\$9.40
GCS-PP-KF-U	Keyfob RFID Tag (Unique - Random Hex Number)	\$12.50
GCS-PP-HOL	ProxiPen Holster	\$82.00
HOLST-PP-CLIP	Belt Clip for ProxiPen Holster	\$16.00
GCS-TGP	TopGuard Patrol Software	\$395.00
GCS-TGPLUS	TopGuard Patrol PLUS Software	\$999.00
105810	TopGuard Patrol Software Upgrade	\$99.00



	PART NO.	DESCRIPTION	PRICE
	REL-PLUS-KIT-8	<b>Reliant PLUS System Kit</b> - Includes REL-DAU-8 Reliant Data Acquisition Unit; Nylon Holster; REL-DTU-8 Data Transfer Unit (USB); Reliant PLUS II Software CD, includes User Manual (PDF); (2) iButton® ID Keys; (10) Checkpoints (including iButtons); (1) Incident Book & Keypad; Casing Security Key	\$805.00
	REL-DAU-8	M8000 Reliant Data Acquisition Unit (DAU)	\$465.00
	REL-INCBK	Reliant Incident Book & Keypad	\$144.00

## ACCESSORIES - RELIANT PLUS

PART NO.	DESCRIPTION	LIST
REL-HOL	Nylon Holster for Reliant DAU	\$15.50
REL-CKP	Checkpoint (complete with iButton)	\$12.00
REL-CKP-MNT	Checkpoint Mount (clamshell, w/o iButton)	\$4.80
REL-CKP-MNT3	Checkpoint Mount (one-piece aluminum, w/screws, w/o iButton)	\$5.75
REL-CKP-MNT4	1mm Checkpoint Mount (one-piece aluminum, w/screws, w/o iButton)	\$4.25
REL-IB	iButton only	\$5.75
REL-BDG	iButton Badge (complete)	\$16.50
REL-BDG-MNT	iButton Badge Mount	\$6.10
REL-KF	iButton ID Key (colored keyfob)	\$14.40
REL-PLUS-2	Reliant PLUS II Software (CD), includes User Manual (PDF)	\$155.00
105065	Reliant PLUS II Software Upgrade (CD), includes User Manual (PDF)	\$49.00
REL-DTU-8	P8000 Reliant Data Transfer Unit (USB)	\$192.00
REL-CSKEY	Casing Security Key for Reliant DAU	\$37.00
REL-MDTU-8	T8000 Mobile Data Transfer Unit	\$552.00

## NOTES

## Helpful Links

To contact Detex technical support

[www.detex.com/support](http://www.detex.com/support)

To contact Detex customer service

[www.detex.com/cs](http://www.detex.com/cs)

To find your nearest international sales office

[www.detex.com/ireps](http://www.detex.com/ireps)

To find your nearest domestic sales office

[www.detex.com/rep](http://www.detex.com/rep)

To view the online price list (PDF & Excel available)

[www.detex.com/pricing](http://www.detex.com/pricing)

To view all How To Orders

[www.detex.com/hto](http://www.detex.com/hto)

To find a Guard Tour Verification distributor

[www.detex.com/GTVdist](http://www.detex.com/GTVdist)

To view common product applications on the Industries

[www.detex.com/IC](http://www.detex.com/IC)

To sign up for our monthly newsletter

[www.detex.com/productnews](http://www.detex.com/productnews)

To see the trade shows we will be attending

[www.detex.com/trade-shows](http://www.detex.com/trade-shows)

# Support

## Detex can help...

- Train your staff on Detex products
- Train your customers on Detex products
- Joint sales presentations with potential customers

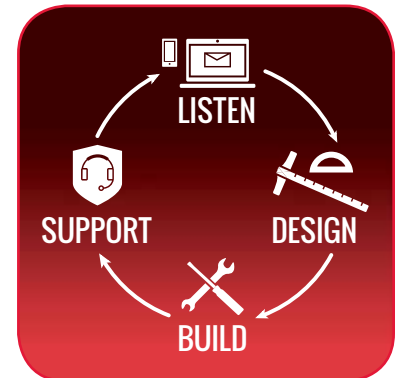
Contact Detex for more information

[support@detex.com](mailto:support@detex.com)

[sales@detex.com](mailto:sales@detex.com)

See upcoming training

[www.detex.com/training](http://www.detex.com/training)



## Problem with a product? 4 ways to get the help you deserve



**Call Detex tech support**  
**800-729-3839, menu item 2**

**E-mail Detex tech support**  
**[support@detex.com](mailto:support@detex.com)**

**Text photos to Detex tech support**  
**830-481-6433 or 830-358-2787**

**Fill out the online form**  
**[www.detex.com/support](http://www.detex.com/support)**

Distributors and suppliers in good standing  
with Detex have access to DSI products.  
Contact DSI for additional information.

[www.dsigo.com](http://www.dsigo.com)  
800-272-3555  
[sales@dsigo.com](mailto:sales@dsigo.com)

DSI, a Detex Company, has been making quality security products you can depend on right here in the U.S.A. for more than 30 years. DSI offers a full range of access management products to fit building aesthetics while meeting today's most demanding security requirements.



ES8900 Slimline Turnstile

## NOTES

**For the most up-to-date price list  
visit [www.detex.com/pricing](http://www.detex.com/pricing)**



**Detex Corporation**  
302 Detex Drive  
New Braunfels, Texas 78130-3045 USA  
PH: (830) 629-2900  
(800) 729-3839  
FAX: (800) 653-3839  
<http://www.detex.com>  
USA Sales:  
[marketing@detex.com](mailto:marketing@detex.com)  
International Sales:  
[export@detex.com](mailto:export@detex.com)